



US00D687227S

(12) **United States Design Patent**
Hill

(10) **Patent No.:** **US D687,227 S**

(45) **Date of Patent:** **** Aug. 6, 2013**

(54) **ROTATING TOOTHBRUSH**

(76) Inventor: **Kris Hill**, Sydney (AU)

(**) Term: **14 Years**

(21) Appl. No.: **29/404,176**

(22) Filed: **Oct. 17, 2011**

(51) **LOC (9) Cl.** **28-03**

(52) **U.S. Cl.**

USPC **D4/101**; D4/109

(58) **Field of Classification Search**

USPC D4/101, 104-112, 128, 138, 102; 15/110,
15/167.1, 167.2; 132/308-311; 601/139,
601/141, 142

See application file for complete search history.

(56) **References Cited**

U.S. PATENT DOCUMENTS

1,949,241	A *	2/1934	Carlson et al.	15/25
D149,620	S *	5/1948	Darr	D4/101
2,662,238	A *	12/1953	Robey	15/23
3,739,416	A *	6/1973	Kurachi	15/23
5,822,821	A *	10/1998	Sham	15/22.1
2011/0088183	A1 *	4/2011	Vallet	15/23

FOREIGN PATENT DOCUMENTS

KR 102010004510 A * 5/2012

OTHER PUBLICATIONS

WIPO DM/075506 Registered Design Application, (Vallet Thierry) May 31, 2011, [online], [retrieved on Dec. 17, 2011] Retrieved from the Hague Express Design Database of the World Intellectual Property Organization using the Internet: <URL: http://www.wipo.int>.*

* cited by examiner

Primary Examiner — Melanie H Tung

Assistant Examiner — Lavone D Tabor

(74) *Attorney, Agent, or Firm* — QuickPatents; Kevin Prince

(57) **CLAIM**

I claim the ornamental design for a rotating toothbrush, as shown and described.

DESCRIPTION

FIG. 1 is a perspective view of a rotating toothbrush, showing my new design;

FIG. 2 is a front elevational view thereof;

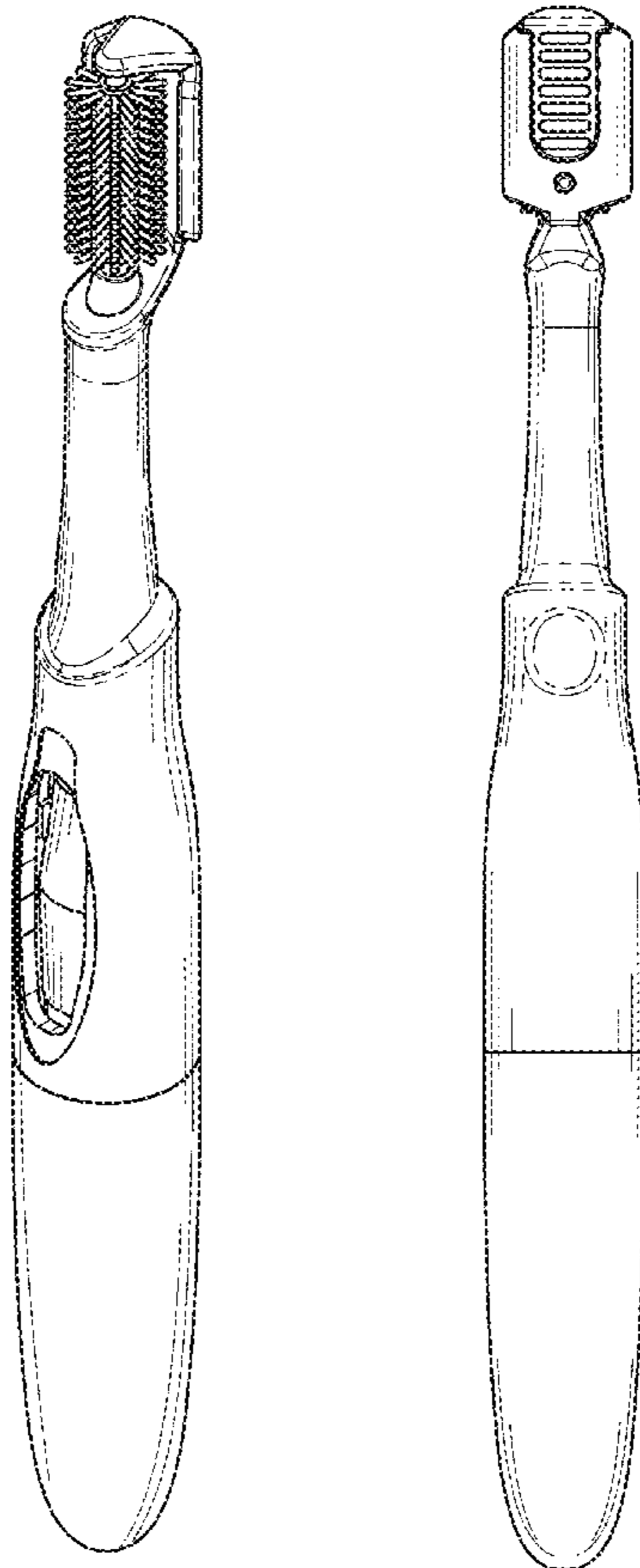
FIG. 3 is a rear elevational view thereof;

FIG. 4 is a right-side elevational view thereof, the left-side elevational view being a mirror image thereof;

FIG. 5 is a top plan view thereof; and,

FIG. 6 is a bottom plan view thereof.

1 Claim, 2 Drawing Sheets



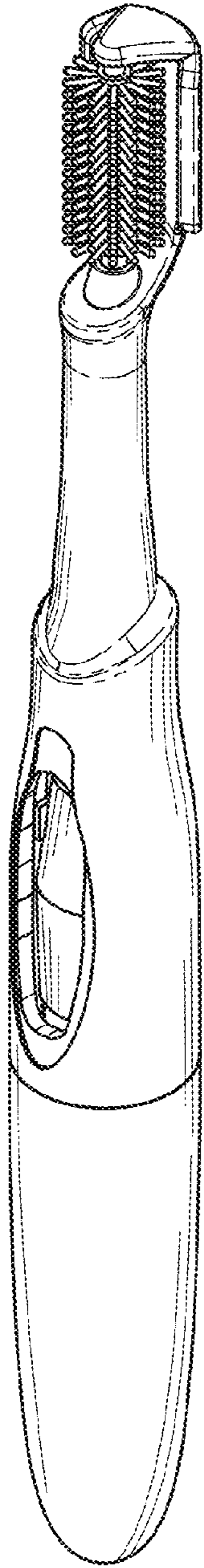


FIG. 1

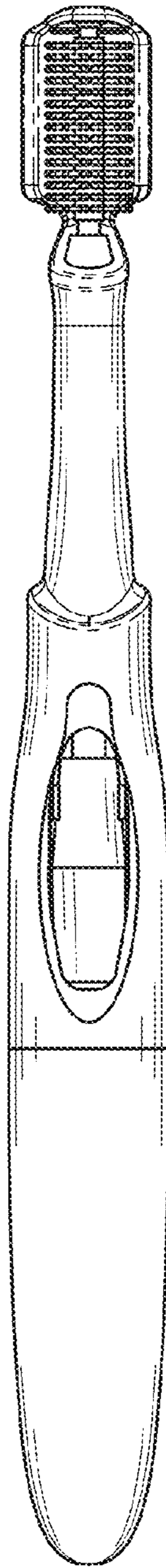


FIG. 2



FIG. 3

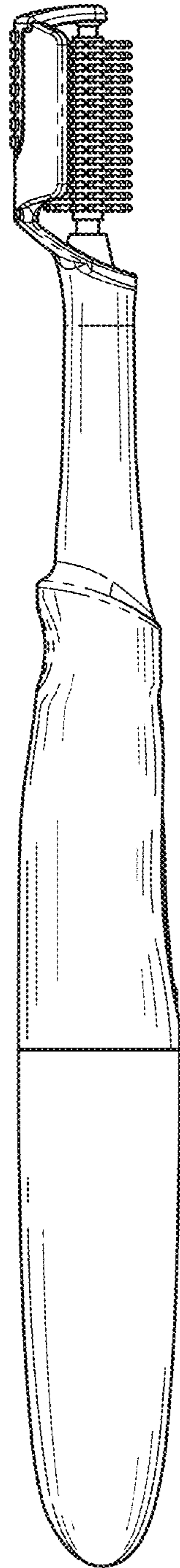


FIG. 4

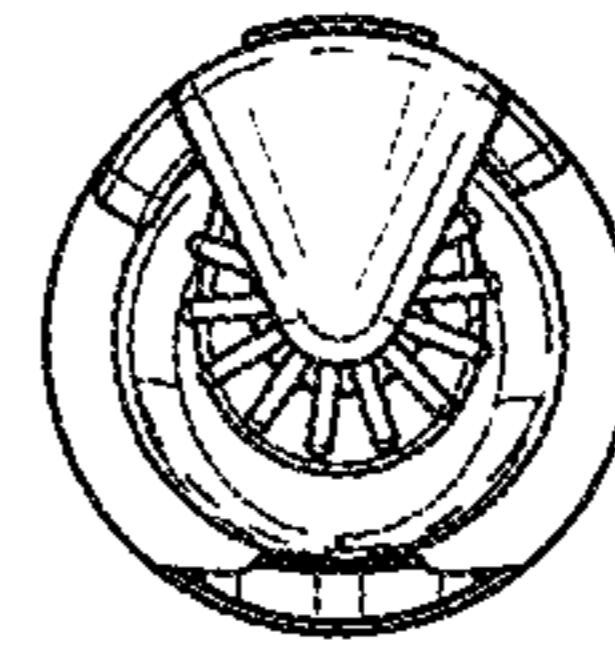


FIG. 5

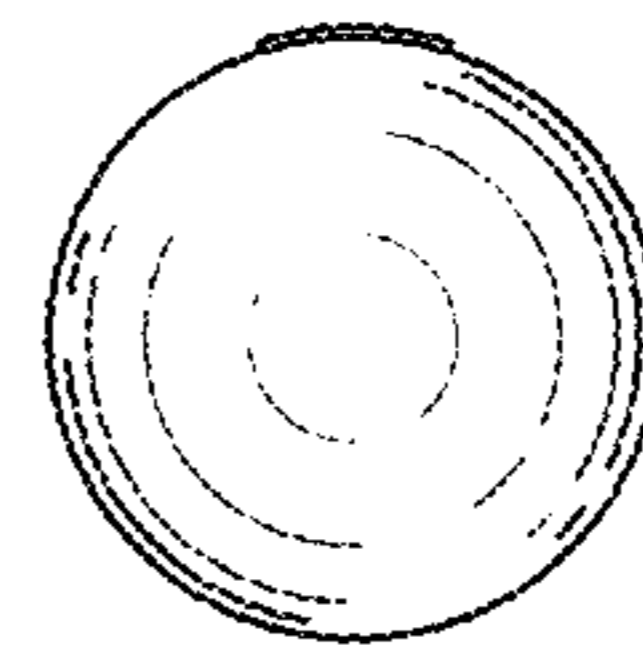


FIG. 6