



US00D687226S

(12) **United States Design Patent**
Doumoto et al.

(10) **Patent No.:** **US D687,226 S**
(45) **Date of Patent:** **** Aug. 6, 2013**

(54) **ELECTRIC TOOTHBRUSH WITH CAP**

(75) Inventors: **Kana Doumoto**, Tokyo (JP); **Chiyong Kim**, Chiba (JP)

(73) Assignee: **Panasonic Corporation**, Kodami-shi (JP)

(**) Term: **14 Years**

(21) Appl. No.: **29/394,750**

(22) Filed: **Jun. 21, 2011**

(30) **Foreign Application Priority Data**

Feb. 4, 2011 (JP) 2011-002468

(51) **LOC (9) Cl.** **28-03**

(52) **U.S. Cl.**
USPC **D4/101; D4/108**

(58) **Field of Classification Search**
USPC D4/101, 104-112, 121, 138; 15/110,
15/143.1, 145, 159.1, 160, 167.1, 167.2,
15/184; 132/308-311; 601/139, 141, 142;
D8/61; D24/133, 152; 81/57.11, 57.14, 57.31,
81/57.42; D28/76, 88-90
See application file for complete search history.

(56) **References Cited**

U.S. PATENT DOCUMENTS

D203,928 S *	3/1966	Terrell	D4/101
D234,747 S *	4/1975	Sanders	D4/116
D303,733 S *	10/1989	Benichou	D4/108
D318,375 S *	7/1991	Bennett	D4/108
D430,705 S *	9/2000	Lang	D28/89
D437,118 S *	2/2001	Cheng	D4/108
D439,413 S *	3/2001	Klein	D4/108

FOREIGN PATENT DOCUMENTS

JP 1420017 S * 8/2011

OTHER PUBLICATIONS

CN 301454652 Registered Design, (Wu, Chuida) Feb. 2, 2011, [online], [retrieved on Oct. 3, 2012] Retrieved from the Questel Intellectual Property Portal Design Database using the Internet: <URL: http://www.orbit.com>.*

(Continued)

Primary Examiner — Melanie H Tung

Assistant Examiner — Lavone D Tabor

(74) *Attorney, Agent, or Firm* — Marvin A. Motsenbocker; Mots Law, PLLC

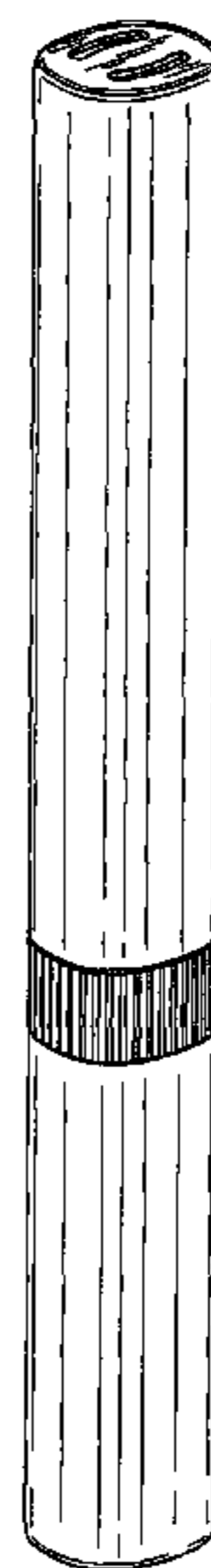
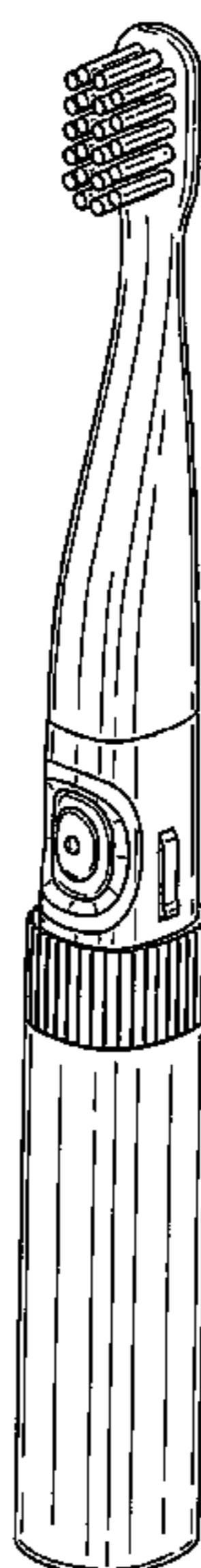
(57) **CLAIM**

The ornamental design for an electric toothbrush with cap, as shown and described.

DESCRIPTION

FIG. 1 is a front perspective view of an electric toothbrush with cap, the cap being omitted for clarity of illustration only; FIG. 2 is a rear perspective view thereof; FIG. 3 is a front view thereof; FIG. 4 is a right side view thereof, the left side being a mirror image; FIG. 5 is an enlarged top plan view thereof; FIG. 6 is a rear view thereof; FIG. 7 is an enlarged bottom plan view thereof; FIG. 8 is a perspective view thereof with the cap in place; FIG. 9 is a front view of the design as shown in FIG. 8; FIG. 10 is a right side view of the design as shown in FIG. 8, the left side view being a mirror image; FIG. 11 is an enlarged top plan view of the design as shown in FIG. 8; FIG. 12 is a rear view of the design as shown in FIG. 8; and, FIG. 13 is an enlarged bottom plan view of the design as shown in FIG. 8.

1 Claim, 13 Drawing Sheets



OTHER PUBLICATIONS

HK 1000893.4 Registered Design, (Panasonic Electric Works Co., Ltd.) Jul. 2, 2010, [online], [retrieved Mar. 23, 2013] Retrieved from the Design Registry of the Intellectual Property Department of the

Government of the Hong Kong Special Administrative Region using the Internet: <URL: <http://ipsearch.ipd.gov.hk>>.*

* cited by examiner

Fig. 1

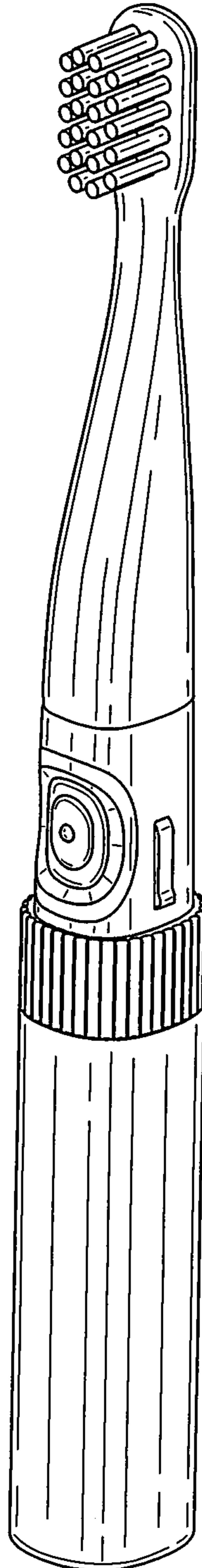


Fig.2




Fig.3

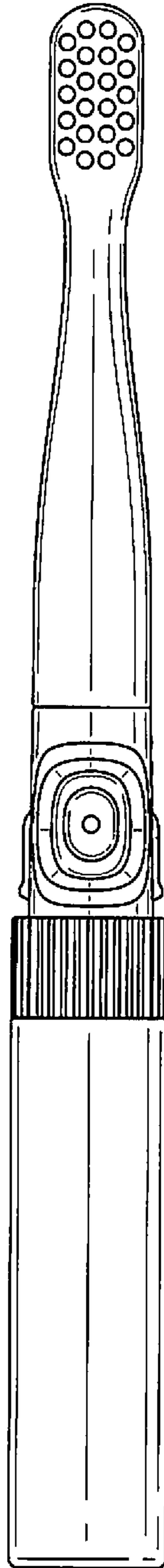


Fig.4

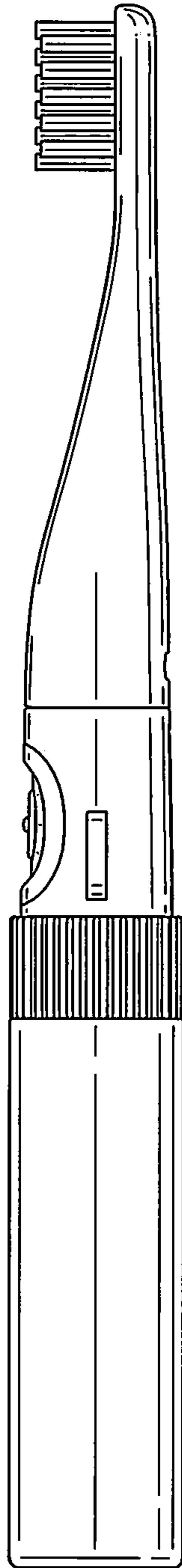


Fig.5

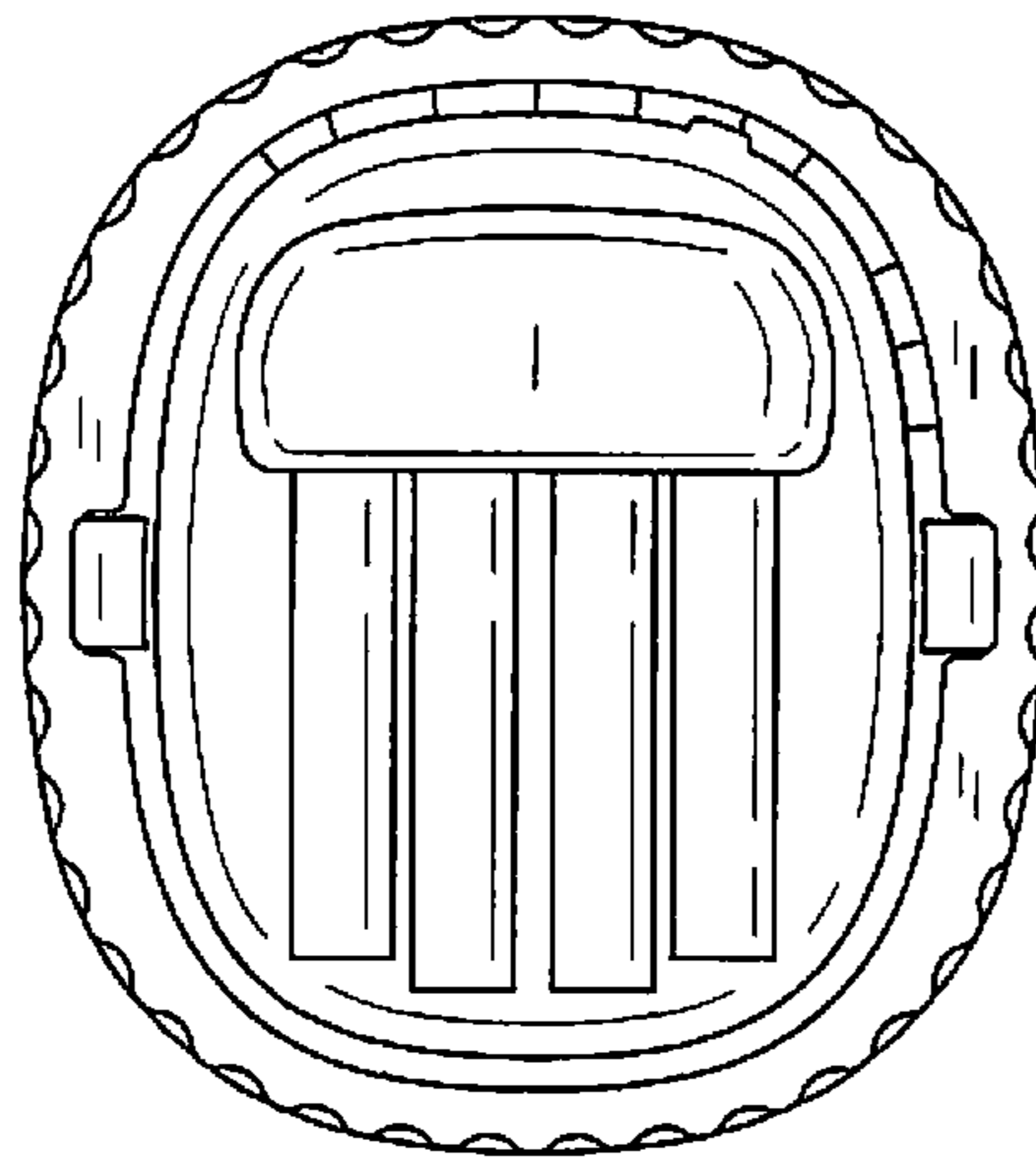


Fig.6

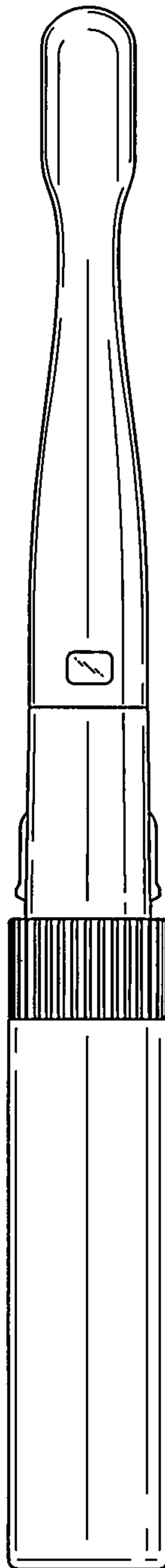


Fig.7

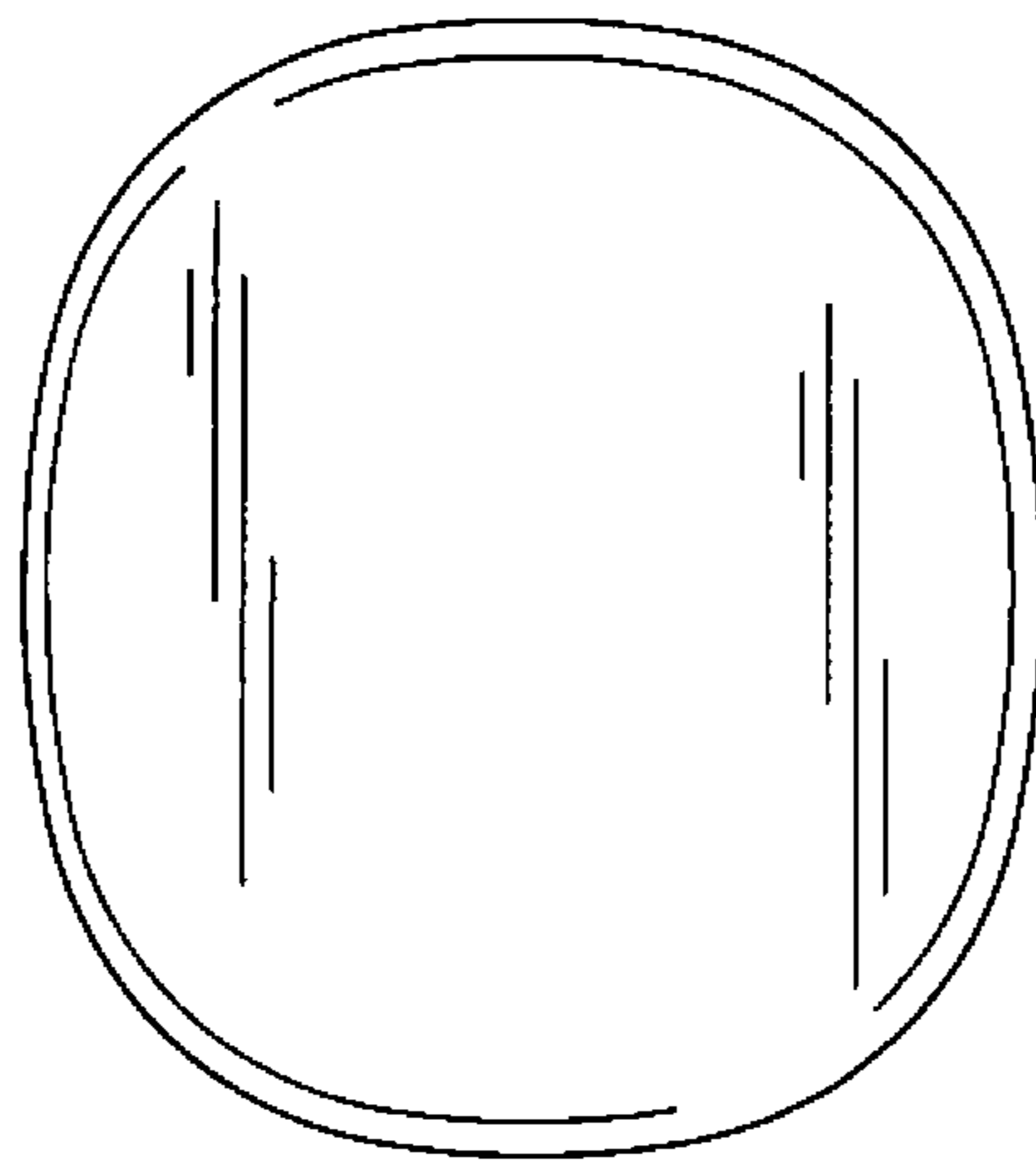


Fig.8

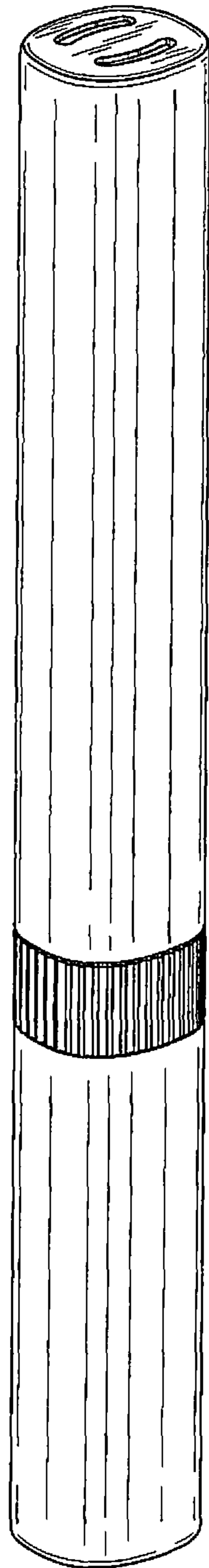


Fig.9

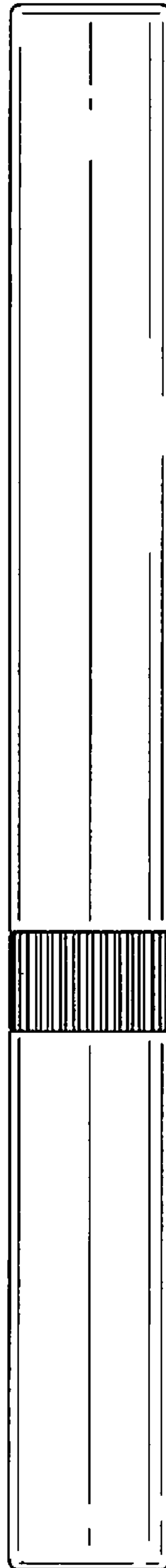


Fig. 10

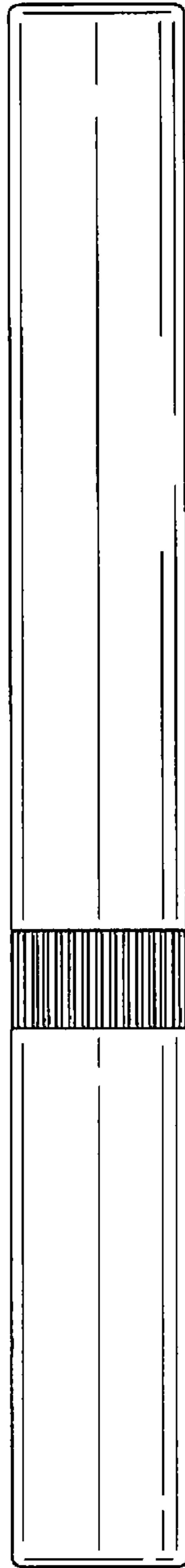


Fig. 11

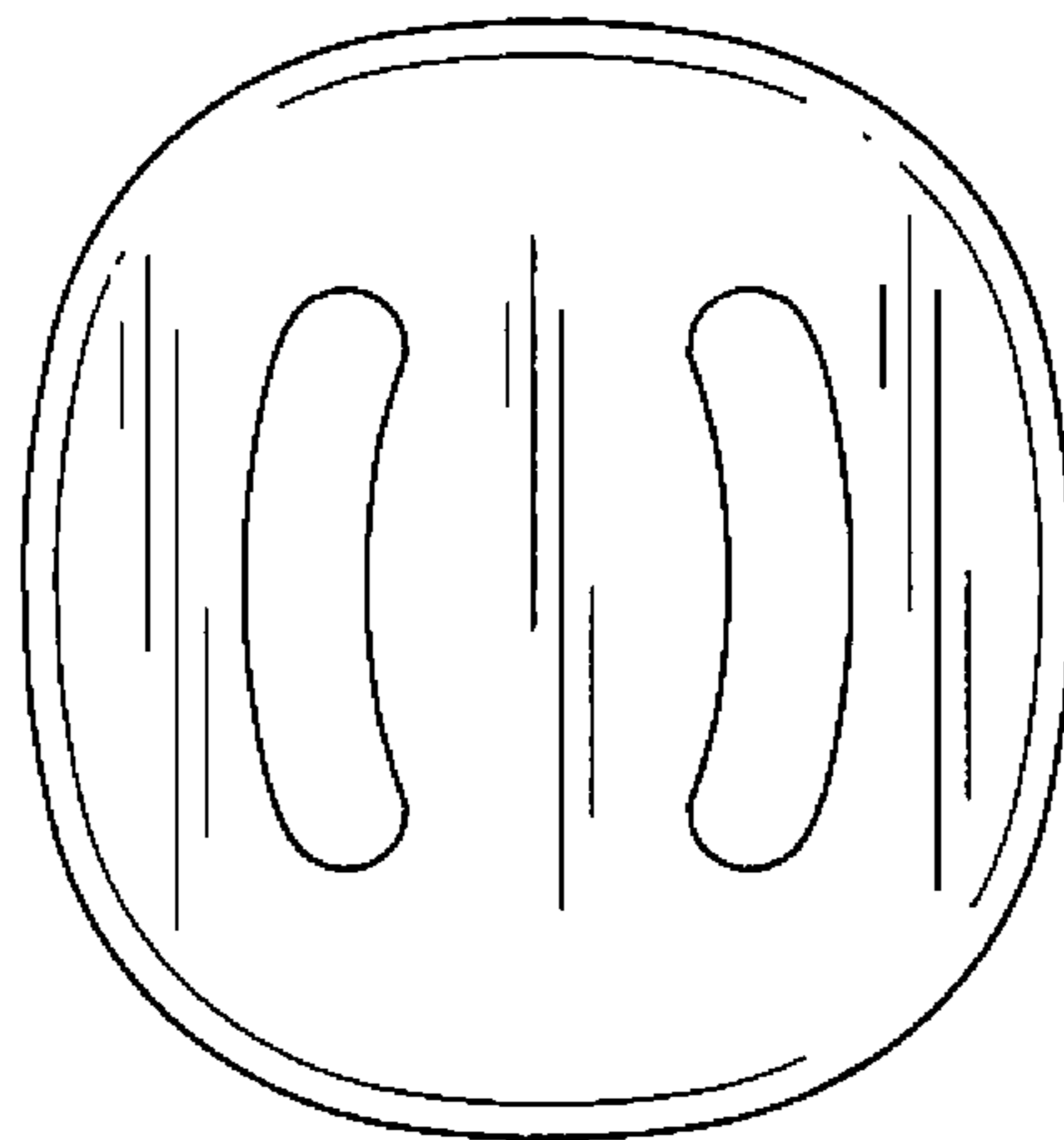


Fig. 12

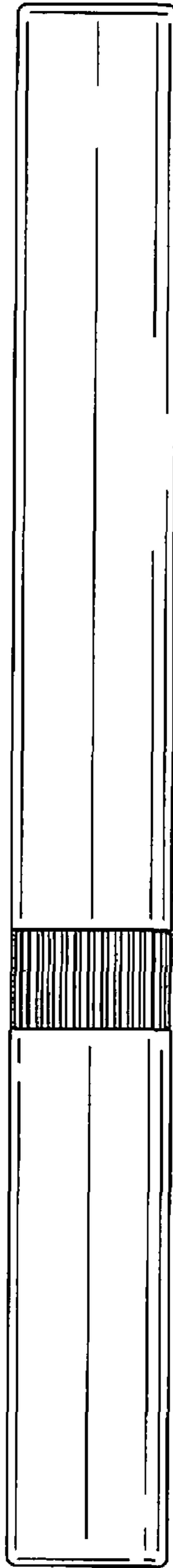


Fig.13

