



US00D687224S

(12) **United States Design Patent**
Lacroix

(10) **Patent No.:** **US D687,224 S**

(45) **Date of Patent:** **** Aug. 6, 2013**

(54) **CONTAINER**

(75) Inventor: **Mathieu Lacroix**, Pointe-Claire (CA)

(73) Assignee: **MEGA Brands Inc.**, Montreal, Quebec (CA)

(**) Term: **14 Years**

(21) Appl. No.: **29/401,297**

(22) Filed: **Sep. 9, 2011**

(51) **LOC (9) Cl.** **03-01**

(52) **U.S. Cl.**
USPC **D3/294**

(58) **Field of Classification Search**
USPC D3/294, 395, 396, 284, 273, 903,
D3/302; 206/6.1, 144, 370, 570, 472; 312/120,
312/123; 220/212.5, 212, 908; D34/11, 7;
D32/74

See application file for complete search history.

(56) **References Cited**

U.S. PATENT DOCUMENTS

2,549,572	A	4/1951	Campanelli	
2,948,430	A	8/1960	Teague, Jr. et al.	
3,390,804	A	7/1968	Morgan	
D258,324	S *	2/1981	Rader	D3/295
4,344,646	A	8/1982	Michel	
4,907,710	A	3/1990	Bulkens	
D326,754	S *	6/1992	Hradisky	D34/7
D342,609	S *	12/1993	Brightbill	D3/294
D342,817	S *	12/1993	Lippisch et al.	D34/7
D351,705	S	10/1994	Bird et al.	
5,385,259	A *	1/1995	Bernstein et al.	220/495.11
5,407,089	A	4/1995	Bird et al.	
D389,309	S *	1/1998	Shaw	D3/294
D440,725	S *	4/2001	Zimmerman	D34/7
D446,011	S *	8/2001	Ogilvie et al.	D3/273

D446,012	S *	8/2001	Ashiwa et al.	D3/273
D511,624	S *	11/2005	Rosine et al.	D3/273
D513,123	S *	12/2005	Richardson et al.	D3/273
D513,870	S *	1/2006	Rosine et al.	D3/273
D518,958	S *	4/2006	Yourist	D3/302
D519,734	S *	5/2006	Richardson et al.	D3/294
D606,306	S *	12/2009	Monte	D3/273
D636,960	S *	4/2011	Duvigneau	D34/7
D644,389	S *	8/2011	Roberts et al.	D34/7
D647,699	S *	11/2011	Cally	D3/271.4

* cited by examiner

Primary Examiner — Sheryl Lane

(74) *Attorney, Agent, or Firm* — Plumsea Law Group, LLC

(57) **CLAIM**

I claim the ornamental design for a container, as shown and described.

DESCRIPTION

FIG. 1 is a front perspective view of a container showing the new design;

FIG. 2 is a front elevational view of the container of FIG. 1;

FIG. 3 is a rear elevational view of the container of FIG. 1;

FIG. 4 is a right side elevational view of the container of FIG. 1;

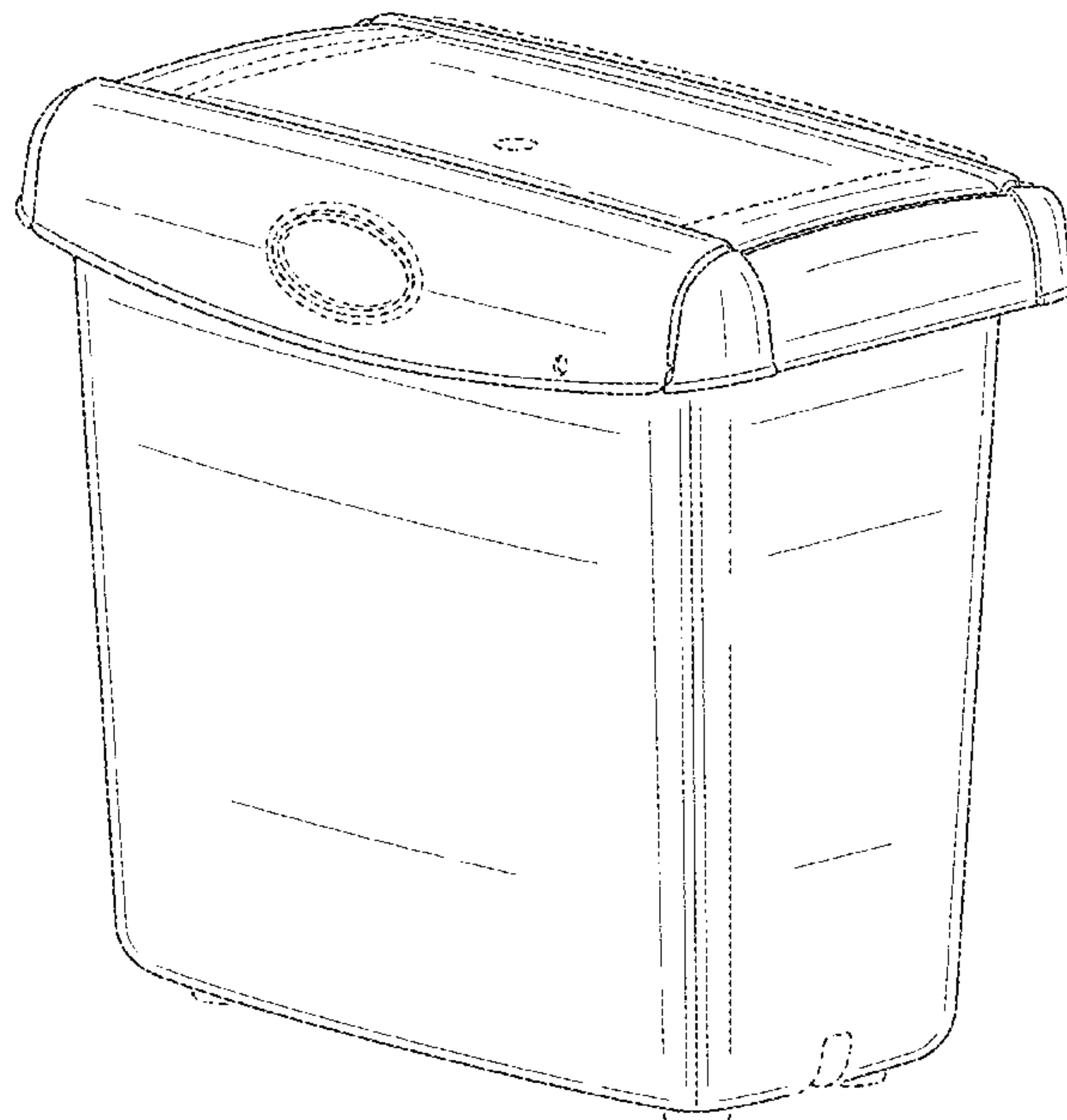
FIG. 5 is a left side elevational view of the container of FIG. 1;

FIG. 6 is a top plan view of the container of FIG. 1; and,

FIG. 7 is a bottom plan view of the container of FIG. 1.

The broken lines shown in the drawings are for the purpose of illustrating unclaimed portions of the container and form no part of the claimed design. The shading illustrated in the figures is provided merely to represent the contour of the design and is not intended to be illustrative of, for example, texture, gloss, color, translucence, transparency, or surface decoration.

1 Claim, 7 Drawing Sheets






FIG. 1

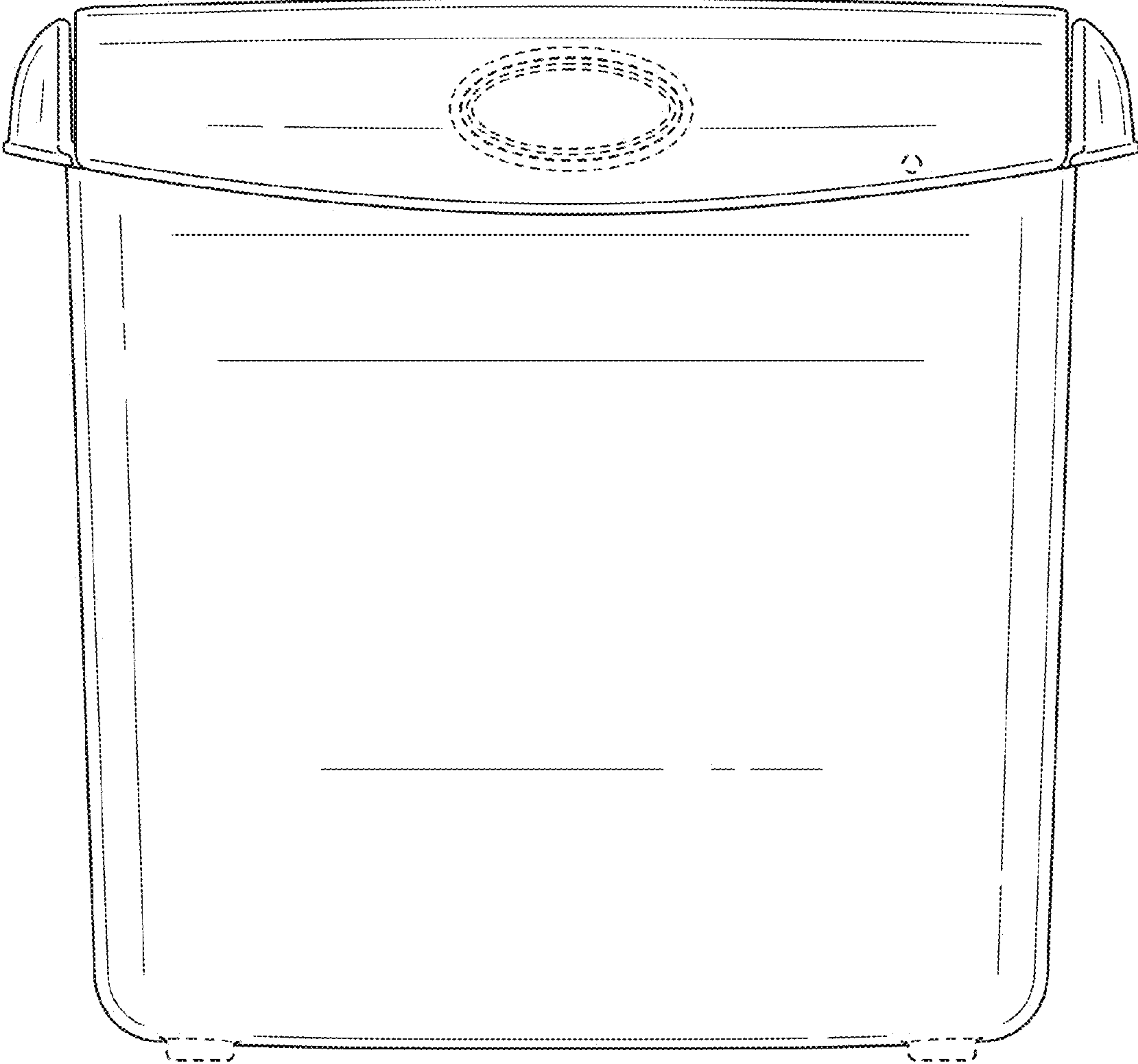


FIG. 2

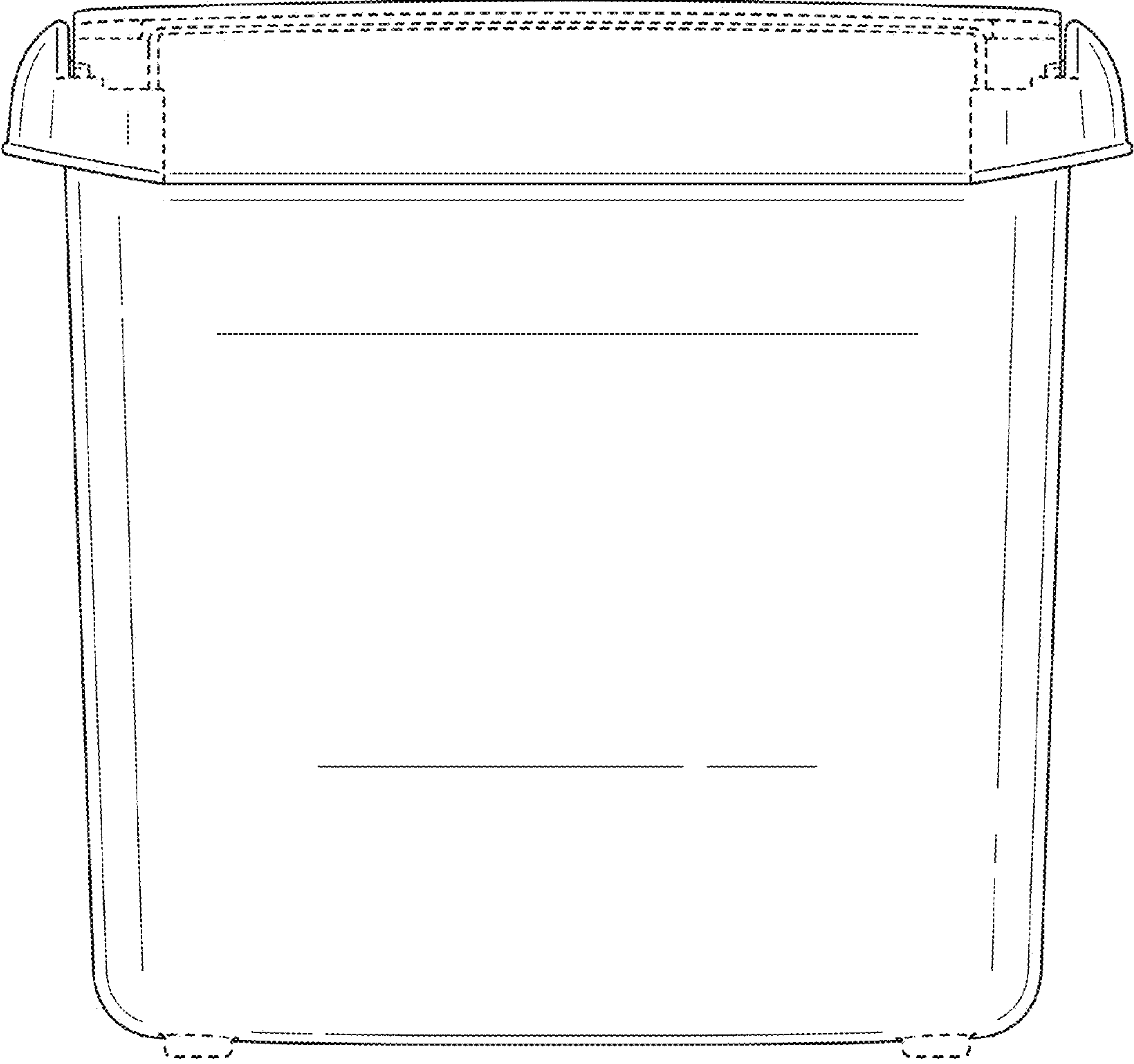


FIG. 3




FIG. 4




FIG. 5

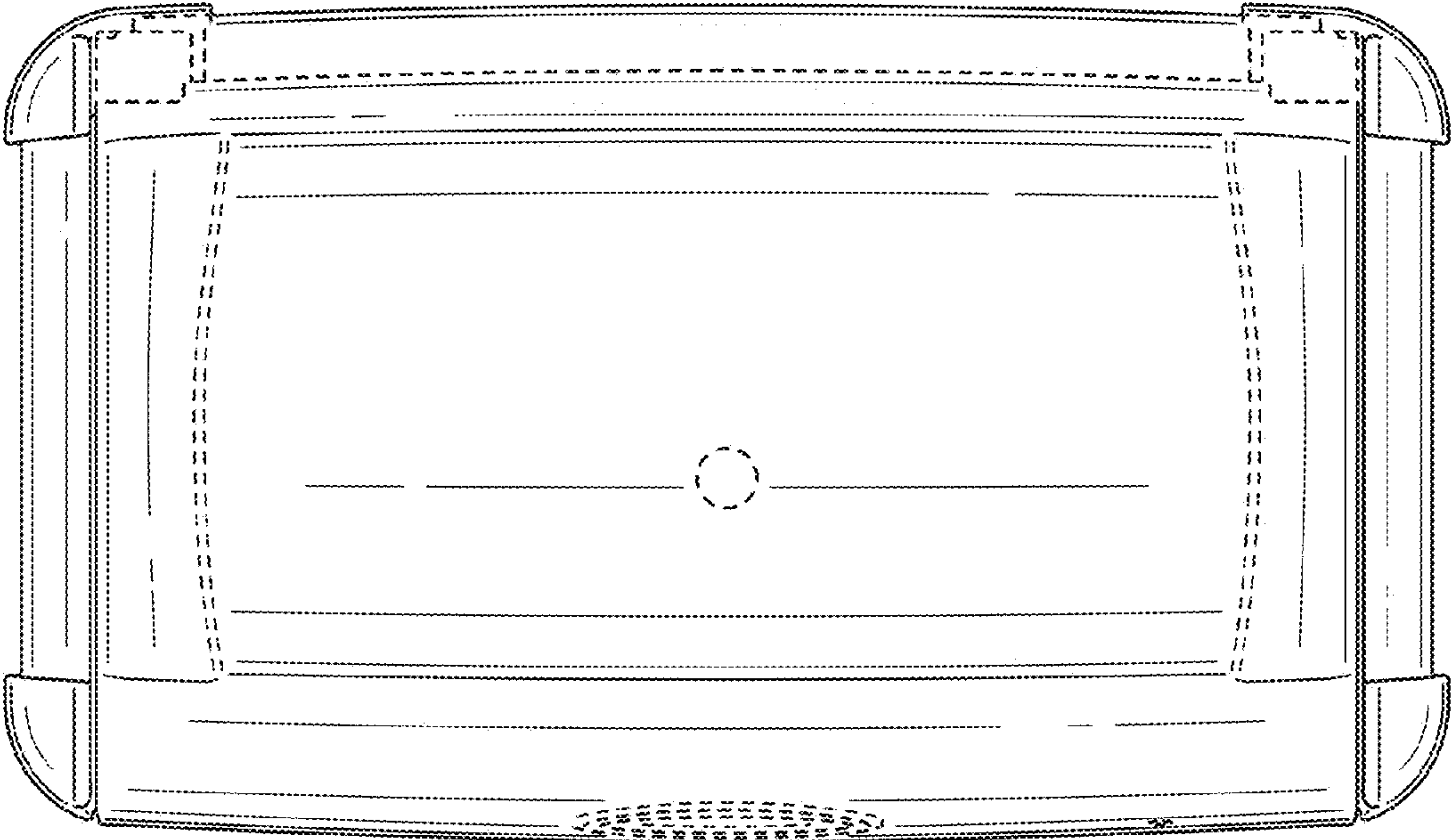


FIG. 6

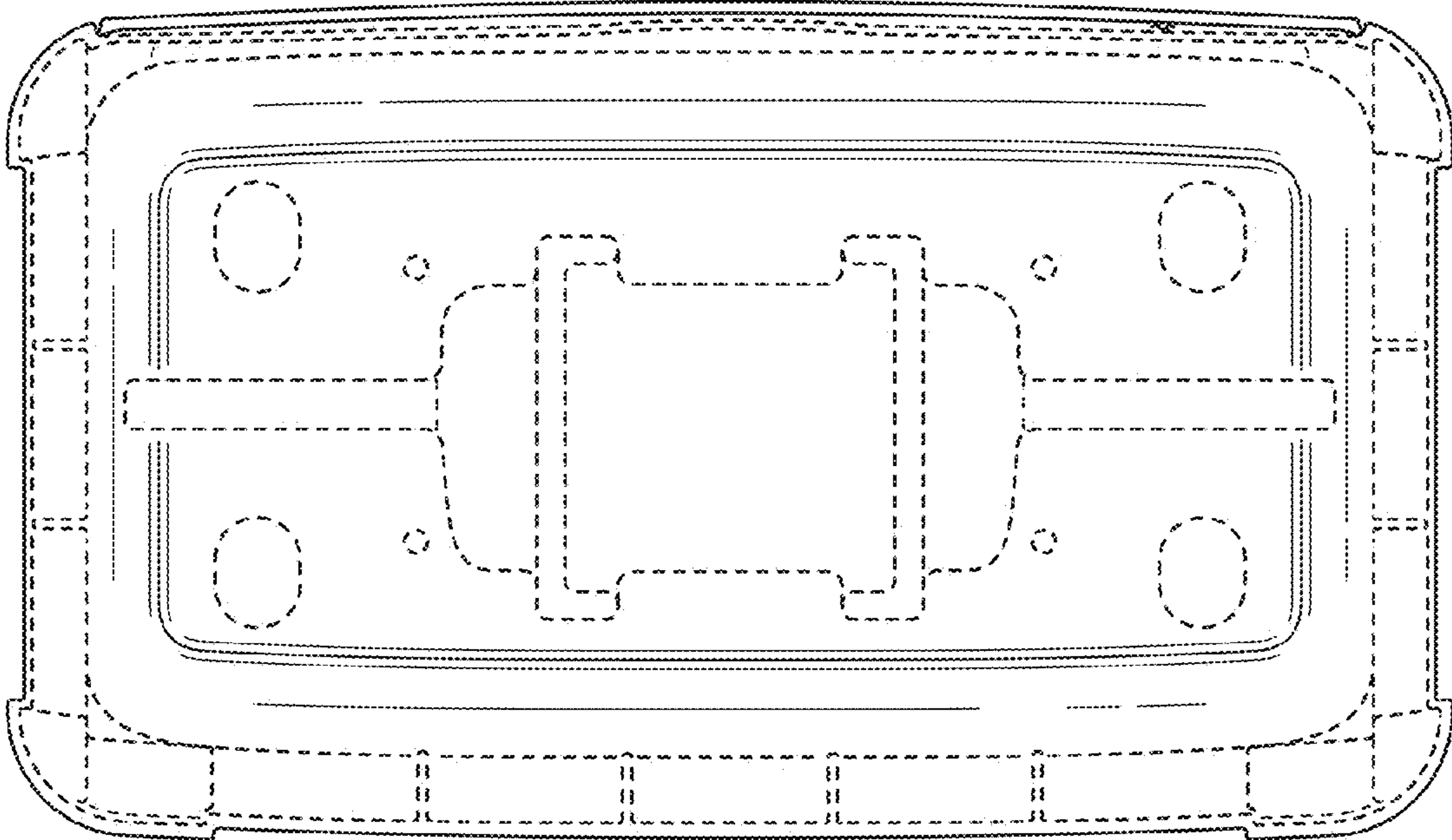


FIG. 7