



US00D687221S

(12) **United States Design Patent**  
**Taylor**

(10) **Patent No.:** **US D687,221 S**  
(45) **Date of Patent:** **\*\* Aug. 6, 2013**

(54) **SHOE**

- (71) Applicant: **NIKE, Inc.**, Beaverton, OR (US)
- (72) Inventor: **Justin R. Taylor**, Portland, OR (US)
- (73) Assignee: **NIKE, Inc.**, Beaverton, OR (US)
- (\*\*) Term: **14 Years**
- (21) Appl. No.: **29/446,953**
- (22) Filed: **Feb. 28, 2013**
- (51) **LOC (9) Cl.** ..... **02-99**
- (52) **U.S. Cl.**  
USPC ..... **D2/972**
- (58) **Field of Classification Search**  
USPC ..... D2/902, 906-908, 944, 969, 972-974;  
36/45, 50.1, 77 M, 77 R, 83, 88, 113, 114,  
36/126-131  
See application file for complete search history.

(56) **References Cited**

U.S. PATENT DOCUMENTS

D260,196 S	8/1981	Plagenhoef	
D318,562 S *	7/1991	Jimenez	D2/972
D380,082 S *	6/1997	Hatfield	D2/972
D499,878 S	12/2004	Rask	
D546,053 S	7/2007	Mayden	
D571,546 S *	6/2008	Lane, III	D2/969
D572,462 S	7/2008	Hatfield et al.	
D624,297 S	9/2010	Henderson	
D643,203 S	8/2011	Mermet	
D649,761 S	12/2011	Chang	

OTHER PUBLICATIONS

- NIKE Footwear Catalog, Footwear: Spring 1991, p. 32, published Jun. 1990, NIKE, Inc., USA.
- NIKE Footwear Catalog, Footwear: Spring 1992, p. 70, published May 1991, NIKE, Inc., USA.
- NIKE Footwear Catalog, Footwear: Spring 1992, p. 136, published May 1991, NIKE, Inc., USA.
- NIKE Footwear Catalog, Footwear: Spring 1993, p. 22, published Jun. 1992, NIKE, Inc., USA.
- NIKE Footwear Catalog, Performance Footwear: Summer 2010, p. 53, published Aug. 2009, NIKE, Inc., USA.

\* cited by examiner

*Primary Examiner* — Dominic Simone

(74) *Attorney, Agent, or Firm* — Banner & Witcoff, Ltd.

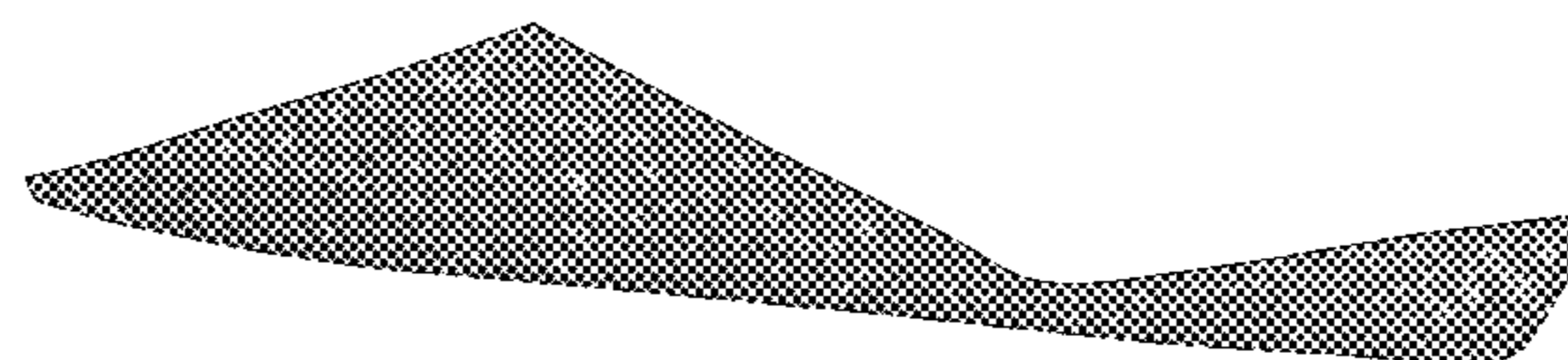

(57) **CLAIM**

The ornamental design for a shoe, as shown and described.

**DESCRIPTION**

FIG. 1 is a front perspective view of a shoe showing my new design;  
 FIG. 2 is a side view thereof;  
 FIG. 3 is a rear perspective view thereof;  
 FIG. 4 is an enlarged front perspective view of the claimed region in FIG. 1, shown in isolation;  
 FIG. 5 is a side view thereof; and,  
 FIG. 6 is a rear perspective view thereof.  
 The broken lines immediately adjacent to the shaded area represent unclaimed boundaries of the design. The broken lines showing the remainder of the shoe are for environmental purposes only and form no part of the claimed design.

**1 Claim, 6 Drawing Sheets**



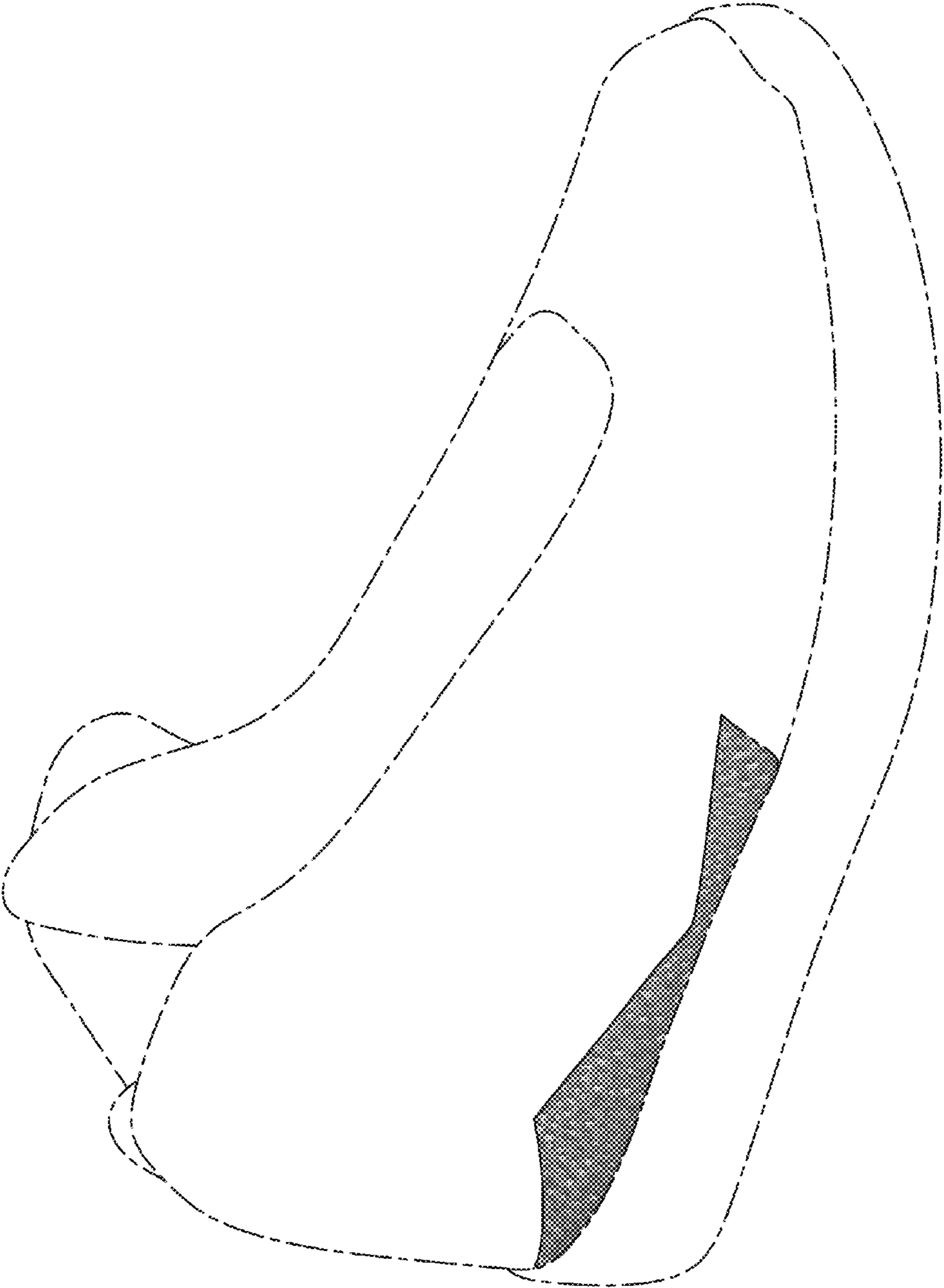


FIG. 1

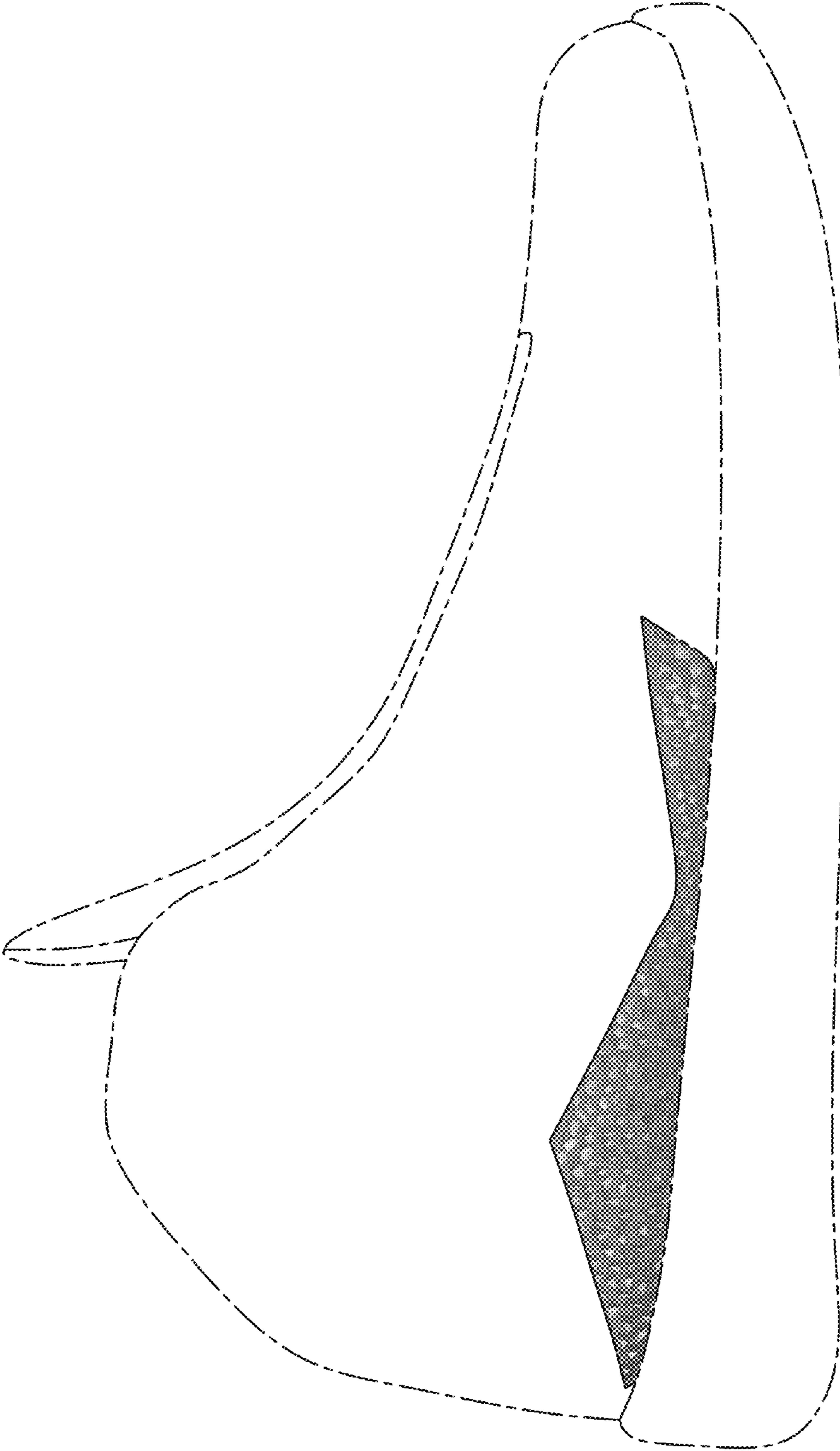


FIG. 2

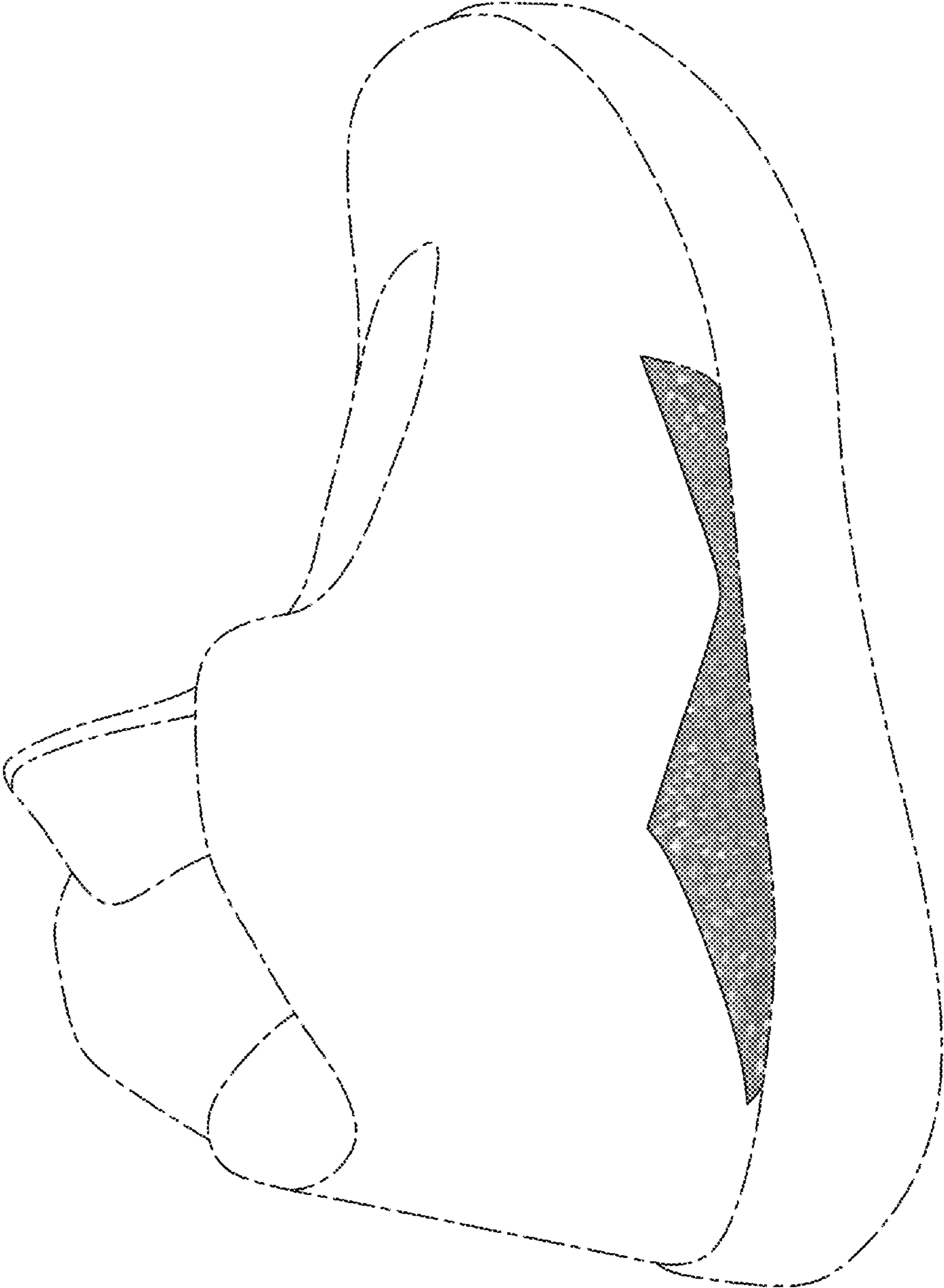


FIG.3

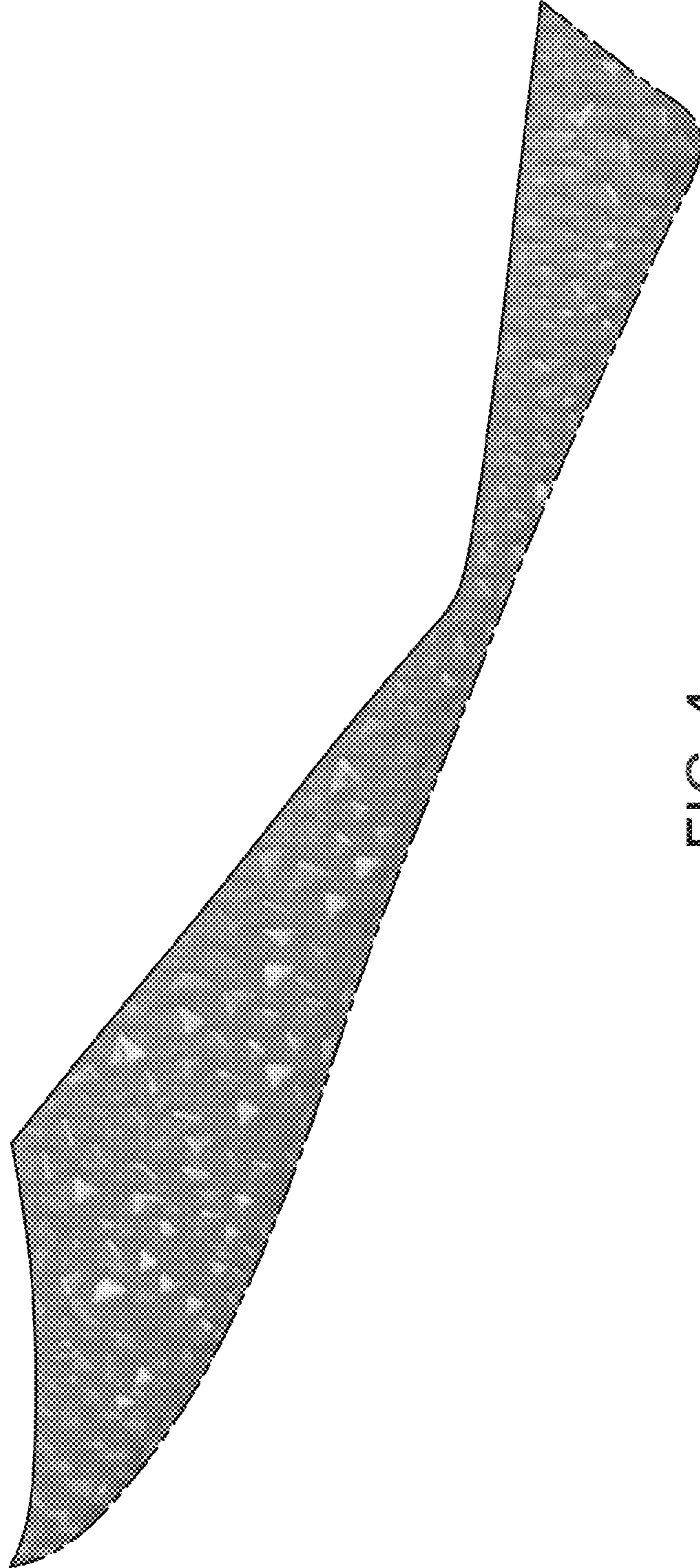


FIG.4

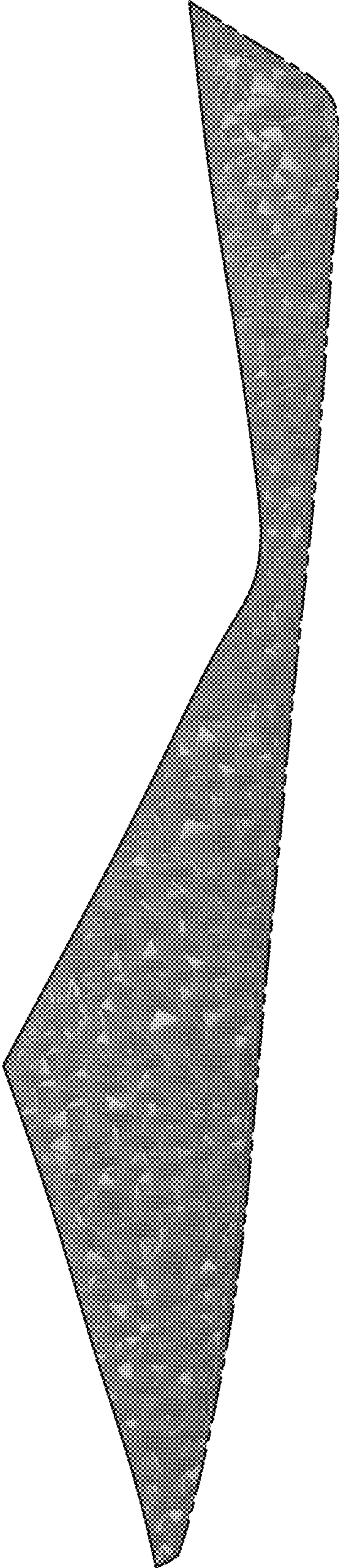


FIG. 5

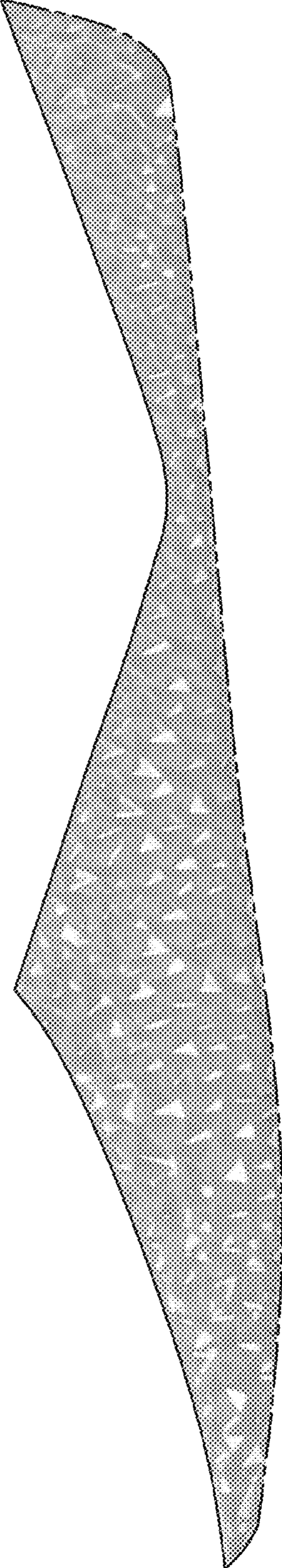


FIG. 6