



US00D687211S

(12) **United States Design Patent**
Moody

(10) **Patent No.:** **US D687,211 S**

(45) **Date of Patent:** **** Aug. 6, 2013**

(54) **CONCEALING COVER-UP WITH INTEGRATED POCKETS**

2003/0014804 A1* 1/2003 Morales 2/92
2006/0218690 A1* 10/2006 James 2/69
2010/0071110 A1* 3/2010 Stevens 2/69

(76) Inventor: **Cheryl Moody**, Raleigh, NC (US)

* cited by examiner

(**) Term: **14 Years**

Primary Examiner — Ian Simmons

Assistant Examiner — Richelle Shelton

(21) Appl. No.: **29/399,349**

(74) *Attorney, Agent, or Firm* — Kevin E. Flynn; Flynn IP Law

(22) Filed: **Aug. 12, 2011**

(57) **CLAIM**

The ornamental design for a concealing cover-up with integrated pockets, as shown and described.

(51) **LOC (9) Cl.** **02-02**

DESCRIPTION

(52) **U.S. Cl.**
USPC **D2/728**

(58) **Field of Classification Search**

USPC D2/500, 501, 700, 728, 823, 824,
D2/861, 864; 2/48, 52, 69, 91

See application file for complete search history.

FIG. 1 is a front elevation view of a concealing cover-up with integrated pockets showing my new design.

FIG. 2 is a rear elevation view; and,

FIG. 3 is a rear elevation view in an alternate position showing the front view of the pockets with one pocket being in an open position.

(56) **References Cited**

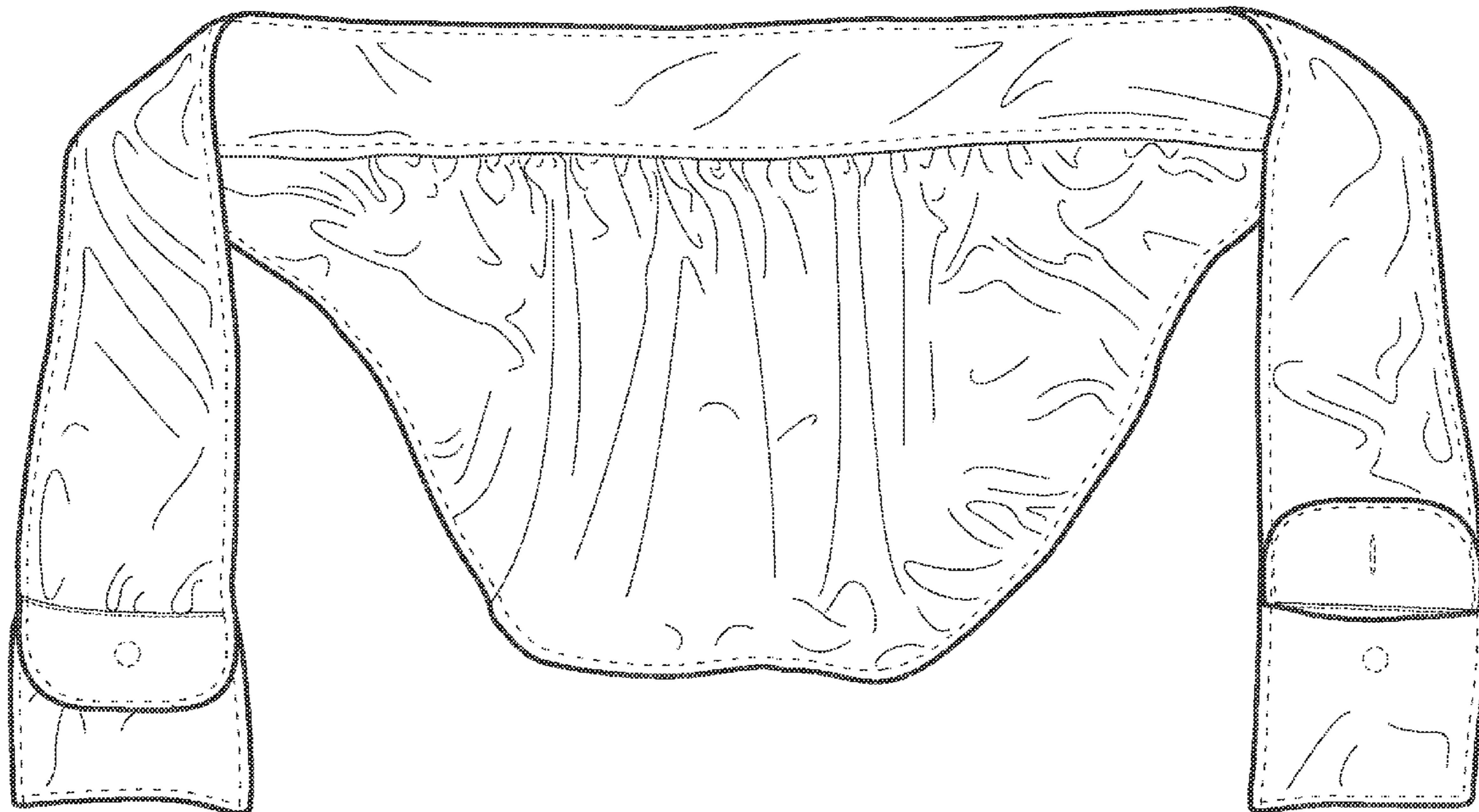
The broken line showing of buttons is included for the purpose of illustrating environment and forms no part of the claimed design.

U.S. PATENT DOCUMENTS

D126,586 S * 4/1941 Kasarda D2/501
5,035,006 A * 7/1991 Hetz et al. 2/209.11
5,557,801 A * 9/1996 Jakus 2/467
D478,408 S * 8/2003 Nettles D2/861
D557,967 S * 12/2007 Grant D6/608

The broken line showing along the edges of the article is included for the purpose of illustrating stitching and is part of the claimed design.

1 Claim, 2 Drawing Sheets



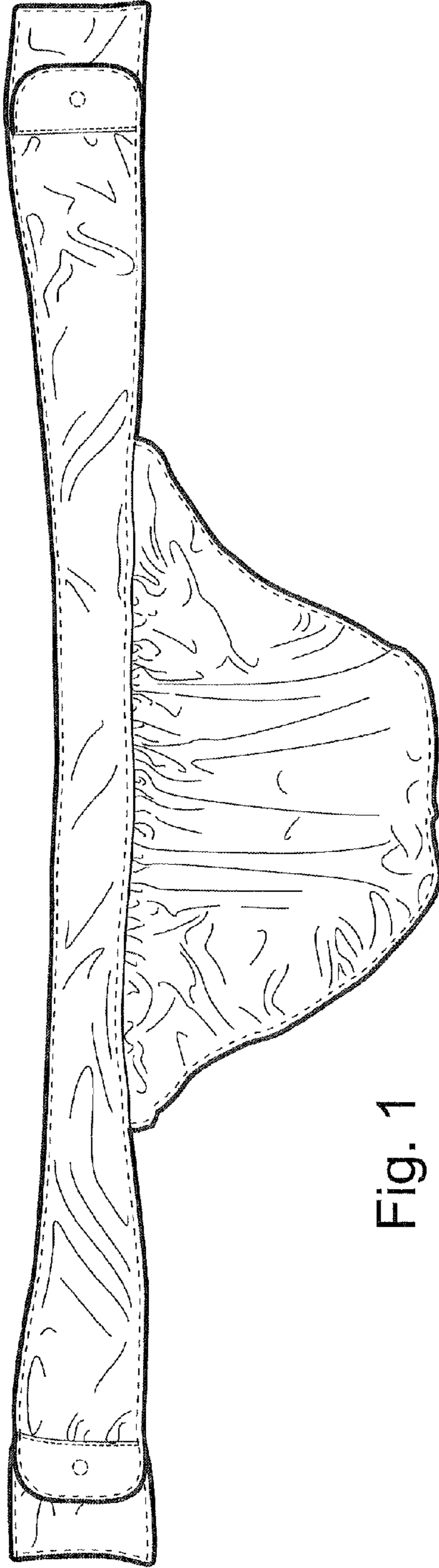


Fig. 1

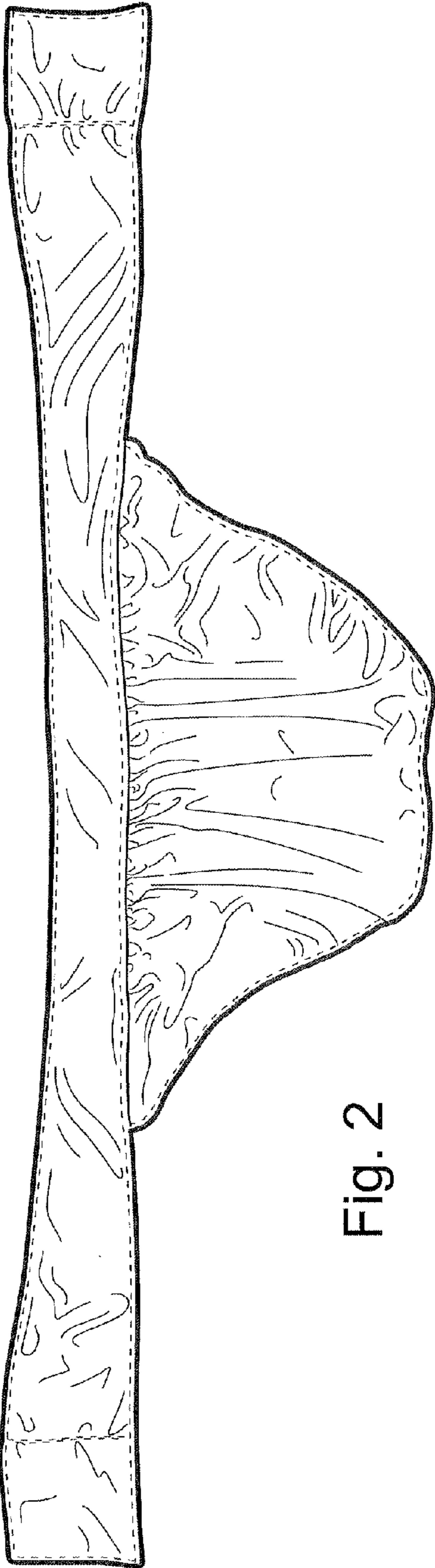


Fig. 2

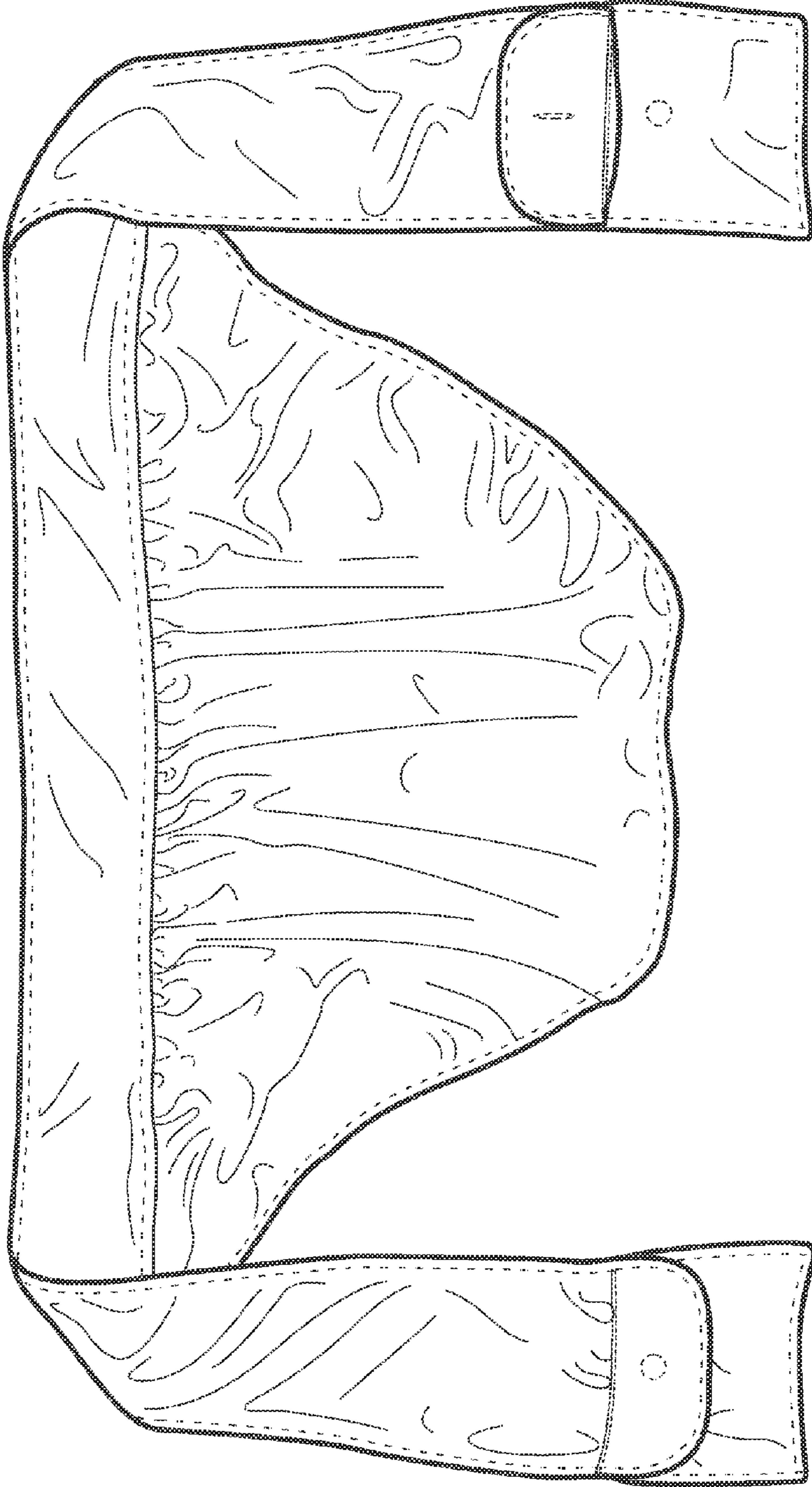


Fig. 3