



US00D687210S

(12) **United States Design Patent**
Krafnick et al.

(10) **Patent No.:** **US D687,210 S**
(45) **Date of Patent:** **** Aug. 6, 2013**

- (54) **PRIVATE ACCESS GOWN**
- (76) Inventors: **Solveig Anderson Krafnick**, St. Cloud, MN (US); **Dagny M. Oliver**, Sartell, MN (US)
- (**) Term: **14 Years**
- (21) Appl. No.: **29/412,890**
- (22) Filed: **Feb. 8, 2012**
- (51) **LOC (9) Cl.** **02-01**
- (52) **U.S. Cl.**
USPC **D2/720**
- (58) **Field of Classification Search**
USPC D2/700, 720, 724, 826, 860, 861; D6/595, D6/602, 603, 608; 2/69, 88, 114; 5/482
See application file for complete search history.

D378,157	S	2/1997	Jagger	
5,611,087	A	3/1997	Adkins	
5,611,095	A *	3/1997	Schneider	5/482
D393,140	S *	4/1998	Shannon	D2/720
5,920,904	A	7/1999	Sapoznick	
5,991,923	A	11/1999	Maria	
D457,289	S	5/2002	Shorr	
6,389,621	B1 *	5/2002	Elliott et al.	5/497
D465,317	S *	11/2002	Darling	D2/824
6,499,143	B2	12/2002	Garza	
6,757,922	B2 *	7/2004	Chancey	5/482
D571,079	S	6/2008	Gay	
D574,126	S	8/2008	McCray	
D583,129	S *	12/2008	Mowbray	D2/823
2005/0102727	A1 *	5/2005	Kelly	2/69
2006/0031987	A1 *	2/2006	Stanfield et al.	5/486
2006/0242747	A1	11/2006	Marquis et al.	
2006/0277655	A1	12/2006	Kerr	
2008/0250560	A1 *	10/2008	Armstrong	5/485

* cited by examiner

Primary Examiner — Ian Simmons

Assistant Examiner — Richelle Shelton

(74) *Attorney, Agent, or Firm* — Albert W. Watkins

(56) **References Cited**

U.S. PATENT DOCUMENTS

459,106	A	9/1891	Fifield	
818,351	A	4/1906	Clark	
1,211,832	A *	1/1917	Elliott	2/74
1,462,515	A	7/1923	McElroy	
1,497,685	A *	6/1924	Hoyme	2/67
2,911,648	A	11/1959	Schanda-Sayferth	
3,013,274	A	12/1961	Dike	
3,276,036	A	10/1966	Cater	
3,574,864	A *	4/1971	Bradley	2/114
3,795,019	A *	3/1974	Fragas	5/486
D238,117	S *	12/1975	Anderson	D2/864
4,008,688	A *	2/1977	Nicholas	119/28.5
D279,040	S	6/1985	Horox	
4,718,124	A	1/1988	Sawicki et al.	
5,001,784	A	3/1991	Orlando, Jr.	
5,050,243	A	9/1991	Udell	
5,133,086	A	7/1992	Truitt et al.	
5,243,724	A *	9/1993	Barnes	5/482
5,553,323	A	9/1996	Chou et al.	
D374,970	S	10/1996	Jagger	
5,564,126	A	10/1996	Chou	
D376,720	S *	12/1996	Thode et al.	D6/603

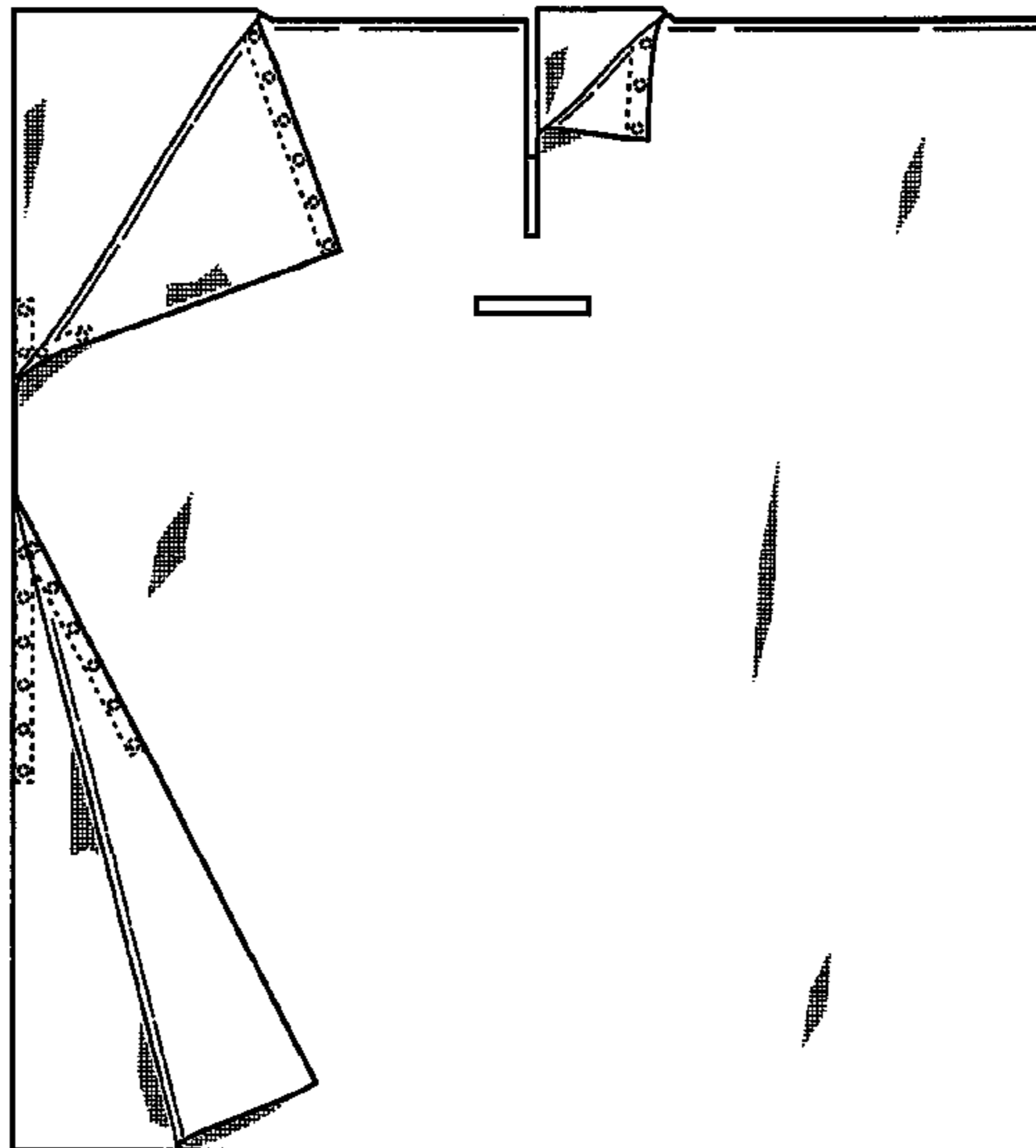
(57) **CLAIM**

We claim the ornamental design for a private access gown, as shown and described.

DESCRIPTION

FIG. 1 is a front view showing my new design, with portions of a front panel of the gown shown folded over to show portions of a rear panel of the gown;
 FIG. 2 is a front view thereof;
 FIG. 3 is a rear view thereof.
 FIG. 4 is a right side view thereof;
 FIG. 5 is a left side view thereof;
 FIG. 6 is a top view thereof; and,
 FIG. 7 is a bottom view thereof.
 The broken lines in the drawings illustrate environmental structure and form no part of the claimed design.

1 Claim, 4 Drawing Sheets



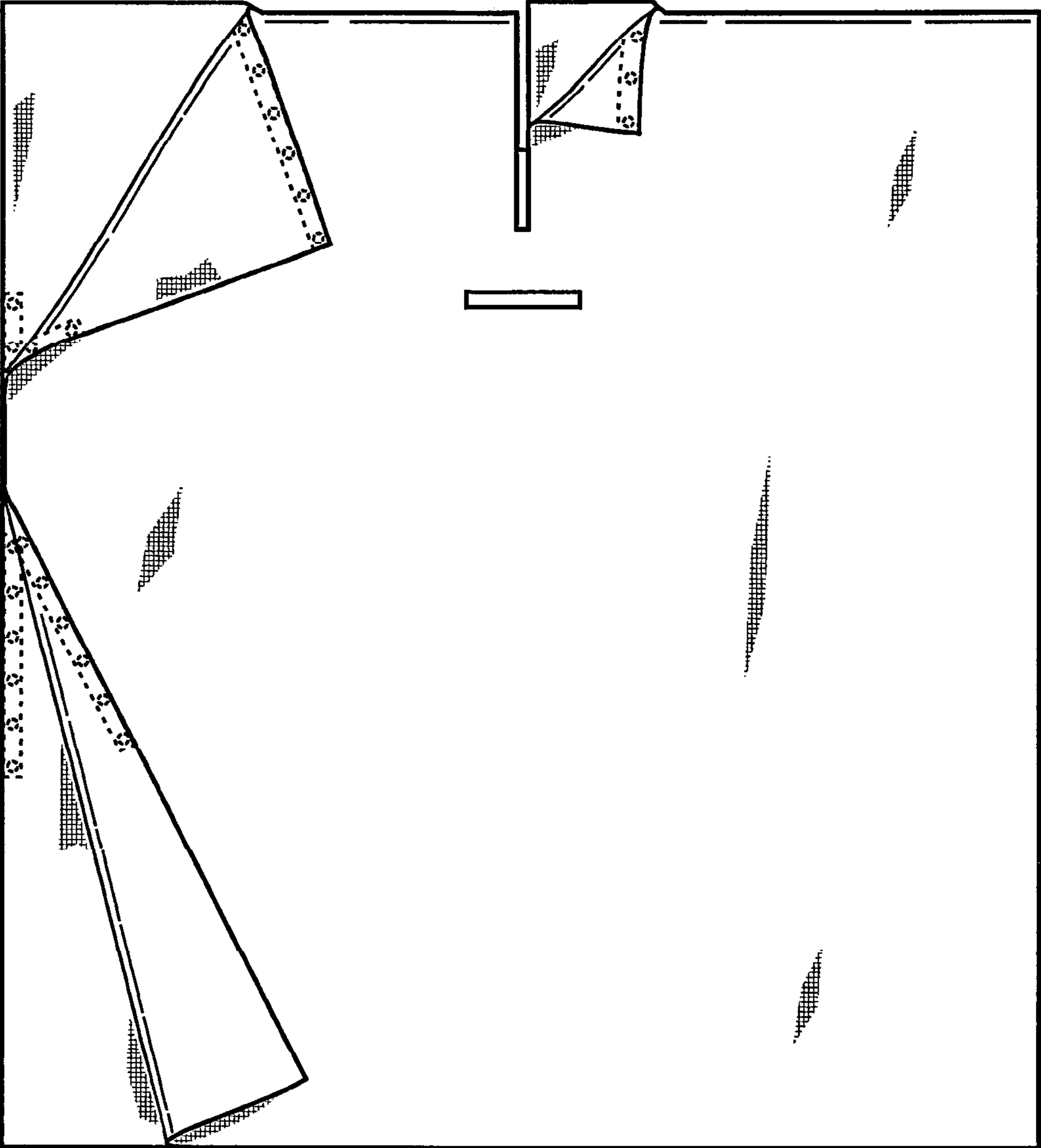


FIG. 1

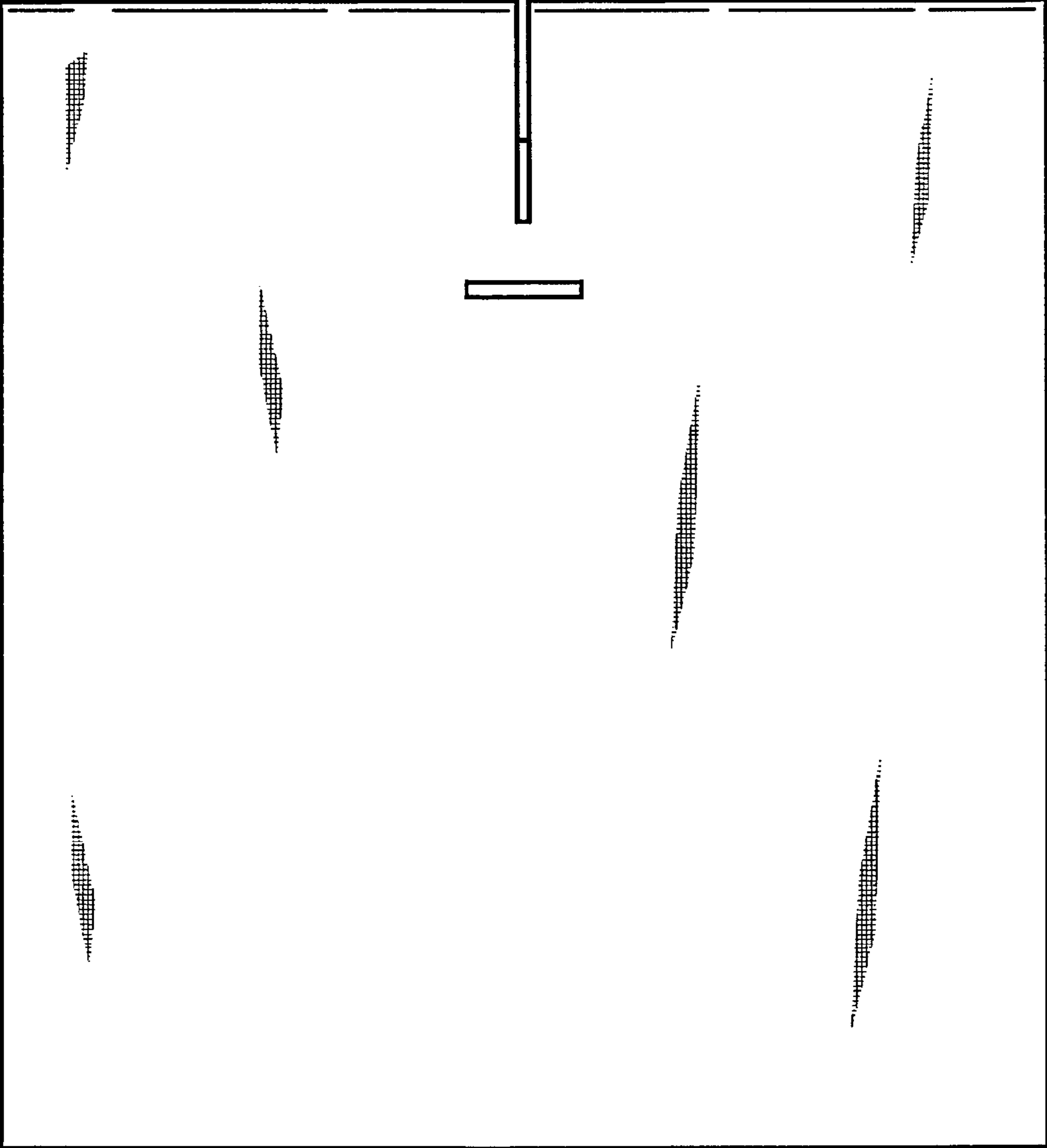


FIG. 2




FIG. 3




FIG. 4



FIG. 5



FIG. 6



FIG. 7