



US00D687205S

(12) **United States Design Patent**
Vanacore et al.

(10) **Patent No.:** **US D687,205 S**
(45) **Date of Patent:** **** Jul. 30, 2013**

(54) **PET MEMORIAL**

(76) Inventors: **Frank Vanacore**, Warwick, RI (US);
Alfred Petrarca, Warwick, RI (US)

(**) **Term:** **14 Years**

(21) **Appl. No.:** **29/421,277**

(22) **Filed:** **Jun. 25, 2012**

(51) **LOC (9) Cl.** **99-00**

(52) **U.S. Cl.**
USPC **D99/5**; D99/17

(58) **Field of Classification Search**
USPC D99/17, 18, 20, 1, 5; 52/103, 104,
52/128; 40/124.5, 484; 27/1, 14, 16; 136/243
See application file for complete search history.

(56) **References Cited**

U.S. PATENT DOCUMENTS

49,349	A *	8/1865	Graham	493/406
214,339	A *	4/1879	Wimer	52/104
518,552	A *	4/1894	Smith	40/124.5
604,354	A *	5/1898	Ford	52/38
853,407	A *	5/1907	Hansen	40/124.5
1,018,872	A *	2/1912	Bussard	52/141
D44,530	S *	8/1913	Hanold	D99/17
1,274,809	A *	8/1918	Storm, Jr.	52/104
1,492,048	A *	4/1924	Reilly	52/103
1,531,754	A *	3/1925	Palmer	40/124.5
D72,623	S *	5/1927	Ladewich	D99/17
D89,766	S *	5/1933	Hull	D99/17
2,084,521	A *	6/1937	Compton	52/103
2,358,009	A *	9/1944	Hogsten et al.	52/38
D156,444	S *	12/1949	Lewis	D99/20
3,438,159	A *	4/1969	Bergener et al.	52/104
3,477,181	A *	11/1969	Robison	52/27

3,570,159	A *	3/1971	Burgener et al.	40/615
3,857,214	A *	12/1974	Hedges	52/103
4,058,940	A *	11/1977	McBrayer	52/104
D385,082	S *	10/1997	Swatsworth	D99/17
5,696,488	A *	12/1997	Assisi	340/539.11
5,732,515	A *	3/1998	Rodrigues et al.	52/103
6,105,288	A *	8/2000	Becker	40/124.5
D444,288	S *	6/2001	Robinson	D99/5
D492,079	S *	6/2004	Feltman	D99/5
6,980,107	B1 *	12/2005	Ziegler	340/540
7,269,884	B2 *	9/2007	Desmond et al.	27/1
7,703,185	B2 *	4/2010	Trail	27/1
2001/0036354	A1 *	11/2001	Majors	386/46

* cited by examiner

Primary Examiner — Paula Greene

(74) *Attorney, Agent, or Firm* — Robert J. Doherty

(57) **CLAIM**

The ornamental design for a pet memorial, as shown and described.

DESCRIPTION

FIG. 1 is a front perspective view of a pet memorial showing our new design;

FIG. 2 is a front elevation view of FIG. 2;

FIG. 3 is a rear elevation view of FIG. 2;

FIG. 4 is a left side elevation view of FIG. 2;

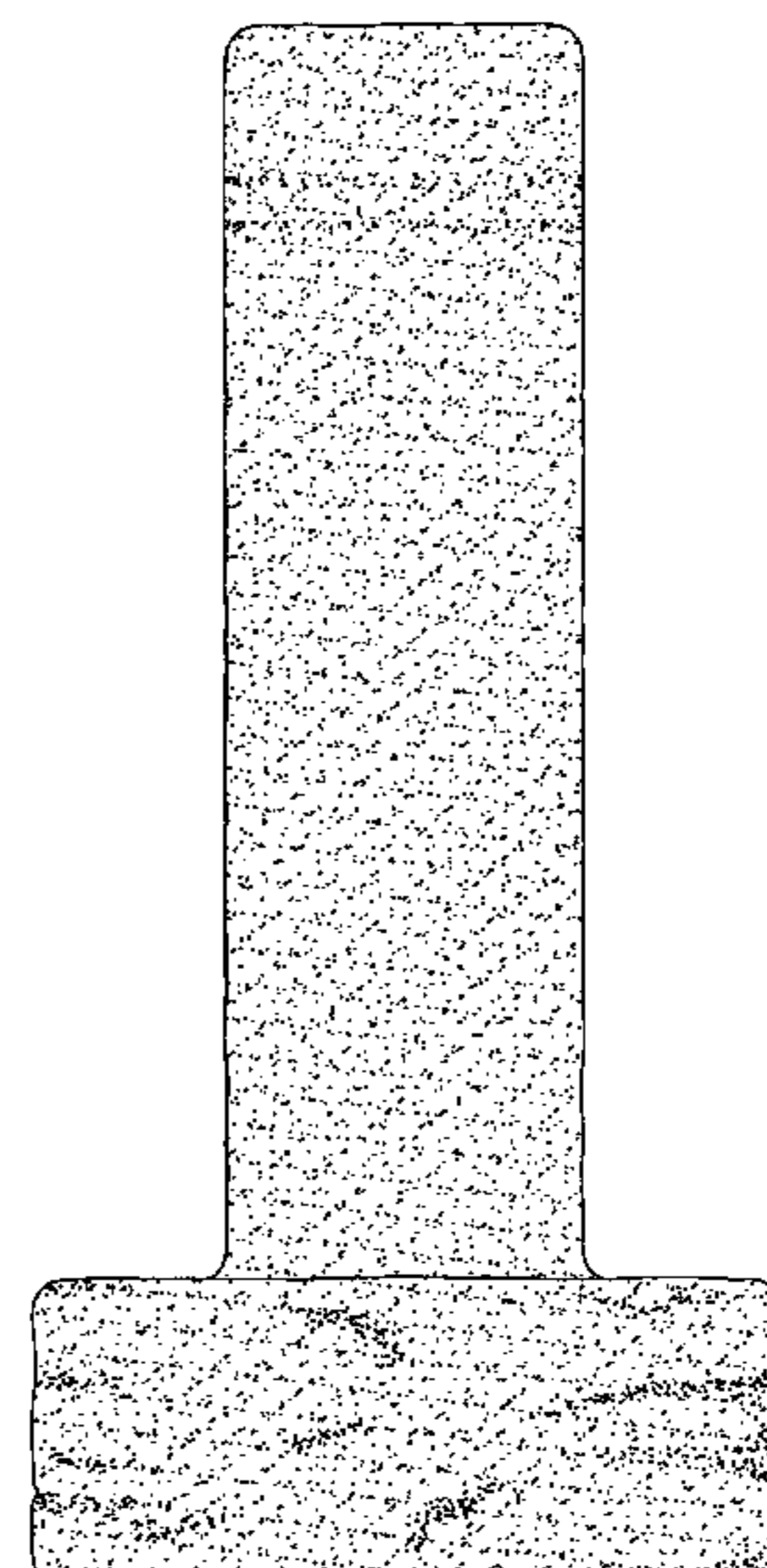
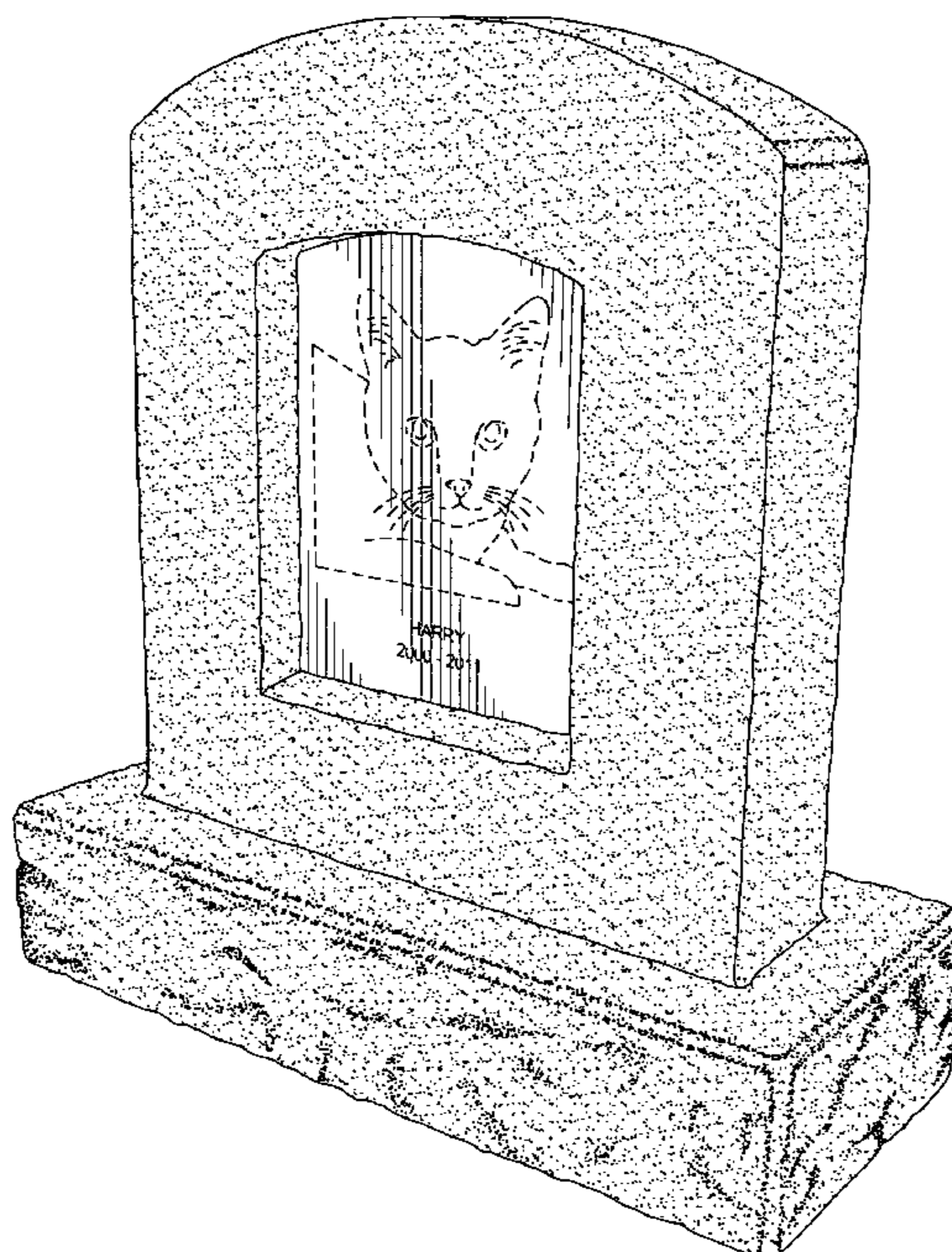
FIG. 5 is a right side elevation view of FIG. 2;

FIG. 6 is a top plan view of FIG. 2; and,

FIG. 7 is a bottom plan view of FIG. 2.

The broken line representations of a particular pet and life span in FIGS. 1 and 2 are for illustrative purposes and form no part of the claimed design.

1 Claim, 5 Drawing Sheets



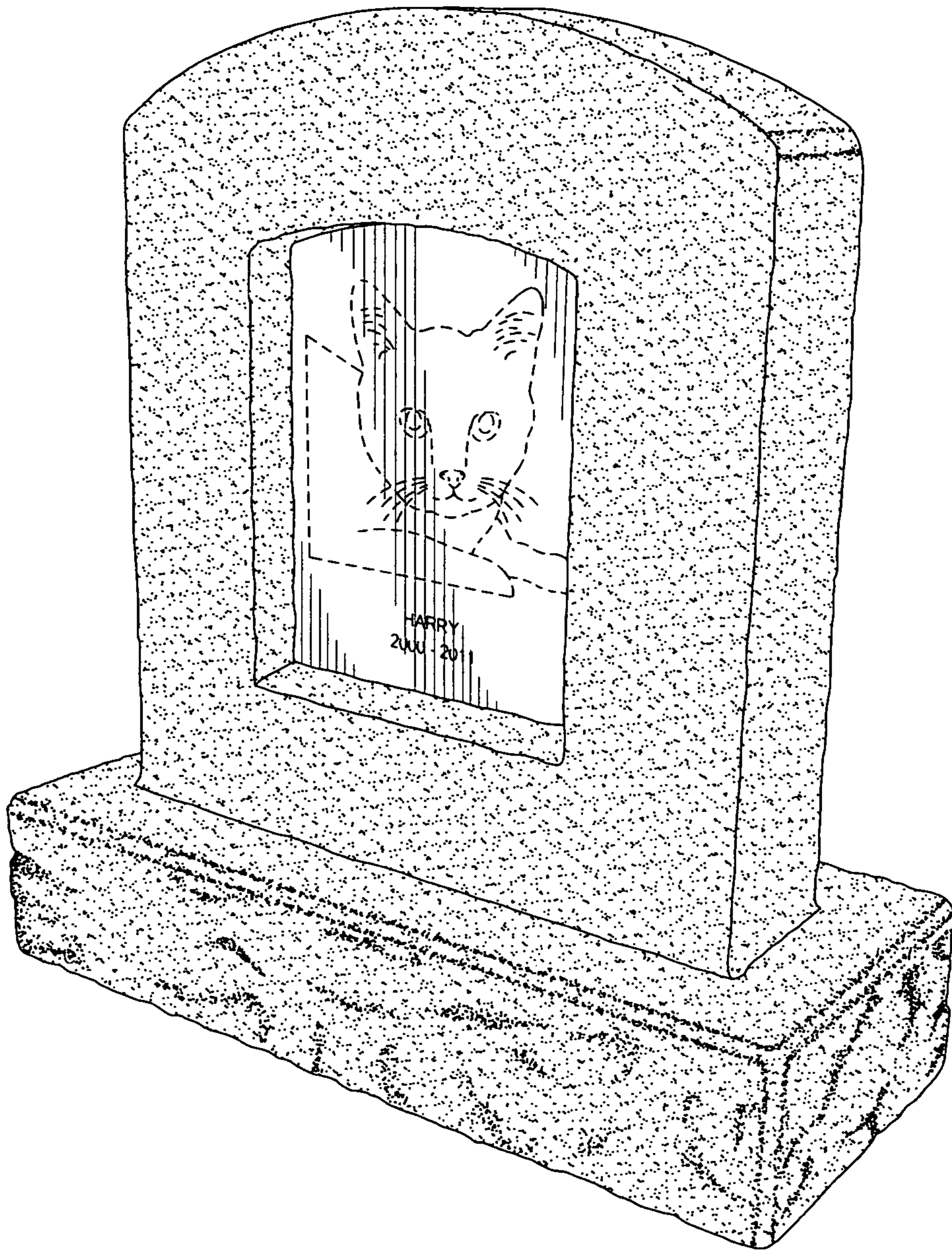


FIG. 1

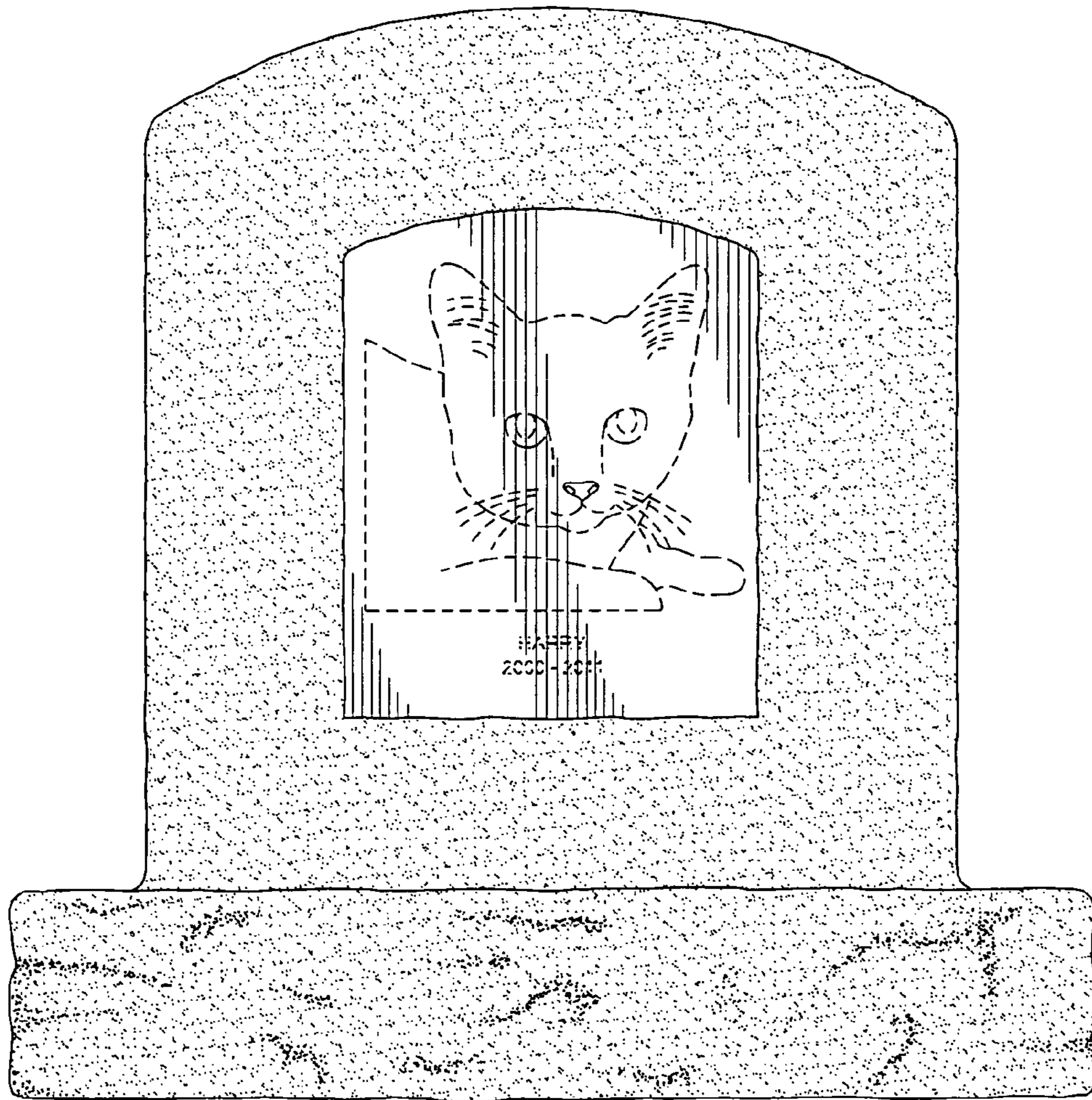


FIG. 2

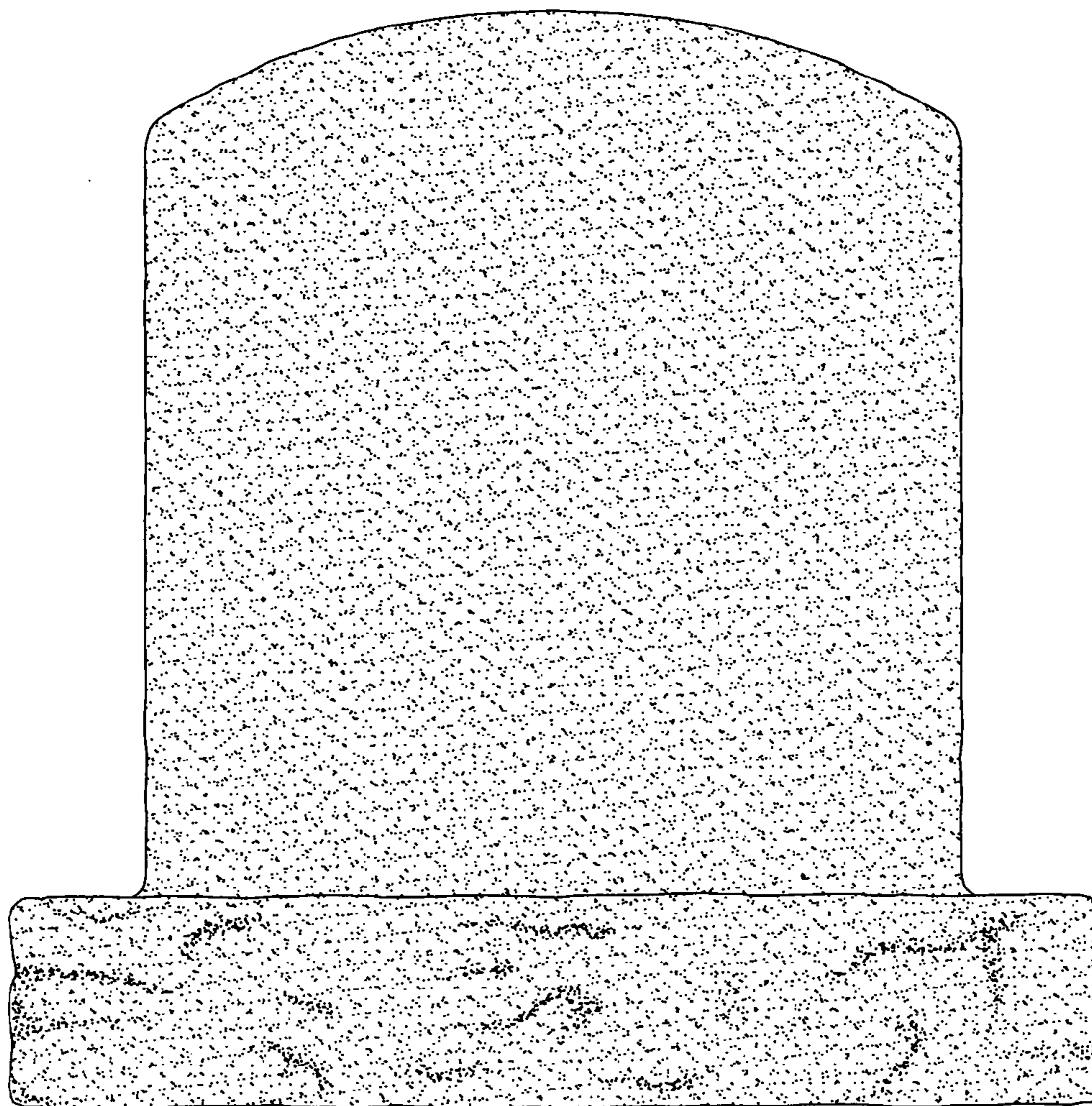


FIG. 3

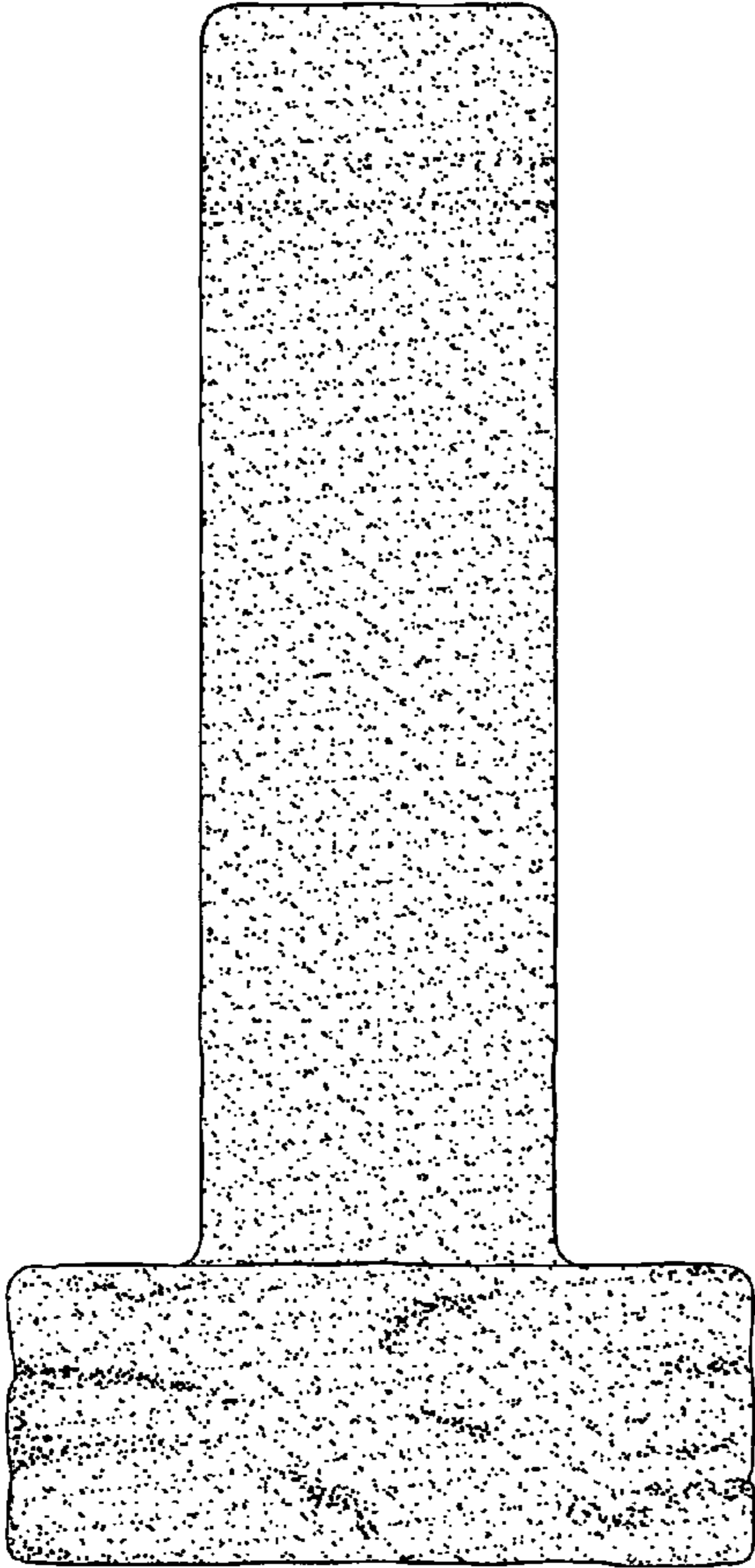


FIG. 4

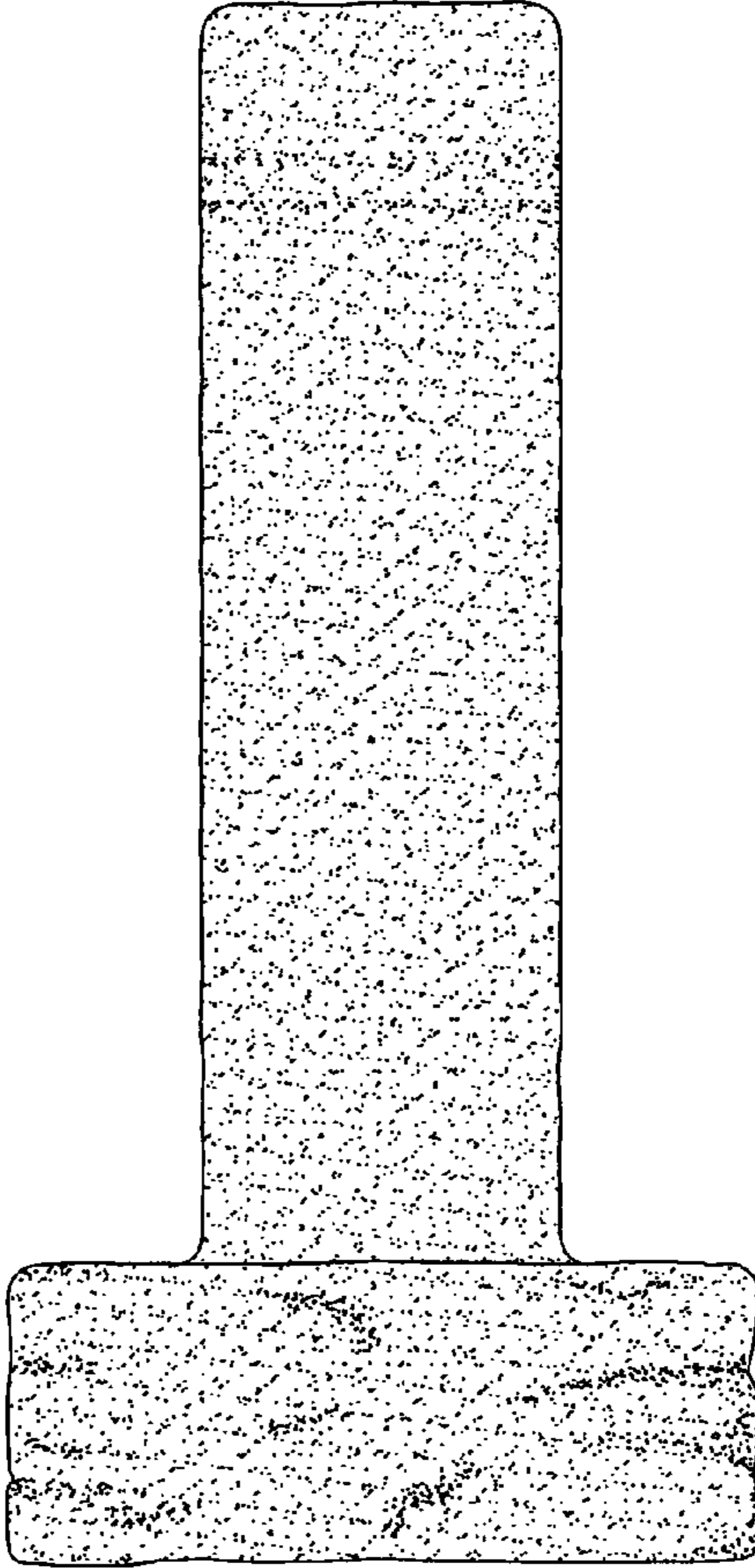


FIG. 5




FIG. 6

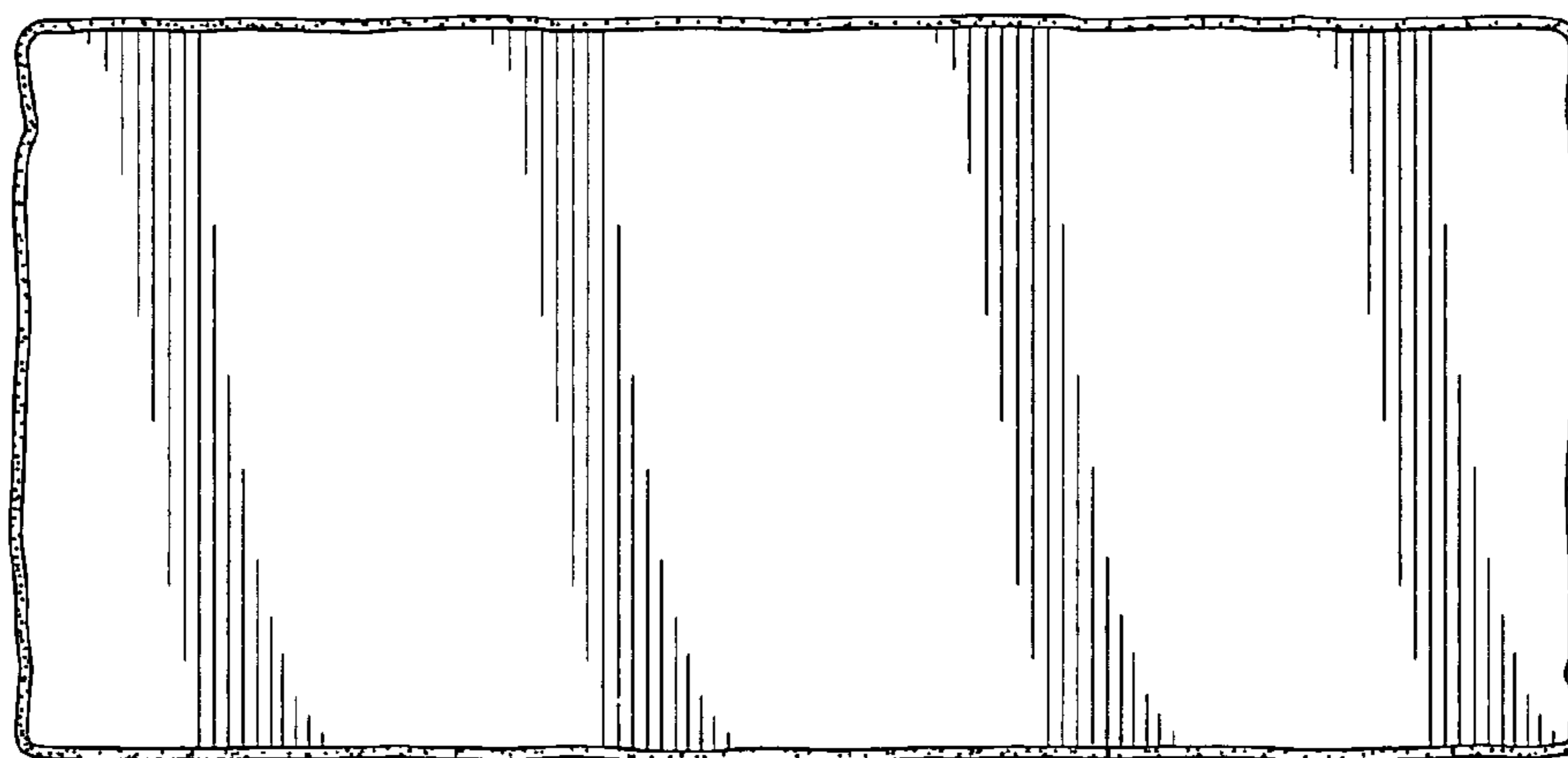


FIG. 7