



US00D687202S

(12) **United States Design Patent**  
**Motsenbocker**

(10) **Patent No.:** **US D687,202 S**

(45) **Date of Patent:** **\*\* Jul. 30, 2013**

(54) **FLEXIBLE SCRAPER AND AGITATOR**

(71) Applicant: **Gregg Motsenbocker**, San Diego, CA  
(US)

(72) Inventor: **Gregg Motsenbocker**, San Diego, CA  
(US)

(\*\*) Term: **14 Years**

(21) Appl. No.: **29/435,986**

(22) Filed: **Oct. 31, 2012**

(51) **LOC (9) Cl.** ..... **08-05**

(52) **U.S. Cl.**  
USPC ..... **D32/46; D32/49**

(58) **Field of Classification Search**  
USPC ..... D32/46-49; D8/45, 107; 15/236.01,  
15/236.02, 236.05-236.09, 245; 30/151,  
30/169, 164.9, 172, 337; D7/688; 81/489,  
81/485

See application file for complete search history.

(56) **References Cited**

**U.S. PATENT DOCUMENTS**

952,746	A	*	3/1910	Lane	.....	30/172
D156,638	S	*	12/1949	Lifshutz et al.	.....	D32/49
D156,825	S	*	1/1950	Hake	.....	D32/49
D170,460	S	*	9/1953	Hauser	.....	D32/49
D181,495	S	*	11/1957	Sinko	.....	D32/49
2,824,369	A	*	2/1958	Welch	.....	30/324

D256,473	S	*	8/1980	Wagner	.....	D18/14
4,536,910	A	*	8/1985	Clark	.....	15/245.1
D311,981	S	*	11/1990	Kabbaby et al.	.....	D32/46
D326,546	S	*	5/1992	Gringer	.....	D32/49
D357,775	S	*	4/1995	Panchuk	.....	D32/35
D386,372	S	*	11/1997	Weiss	.....	D8/14
6,735,840	B2	*	5/2004	Gibbs	.....	29/90.01
D515,385	S	*	2/2006	Kohn	.....	D8/71
D516,392	S	*	3/2006	de Vries	.....	D7/688
D587,075	S	*	2/2009	Dibnah et al.	.....	D7/688

\* cited by examiner

*Primary Examiner* — John Windmuller

(74) *Attorney, Agent, or Firm* — Steven W. Webb

(57) **CLAIM**

The ornamental design for a flexible scraper and agitator, as shown.

**DESCRIPTION**

FIG. 1 is a perspective view of the flexible scraper and agitator.

FIG. 2 is a top view of the flexible scraper and agitator.

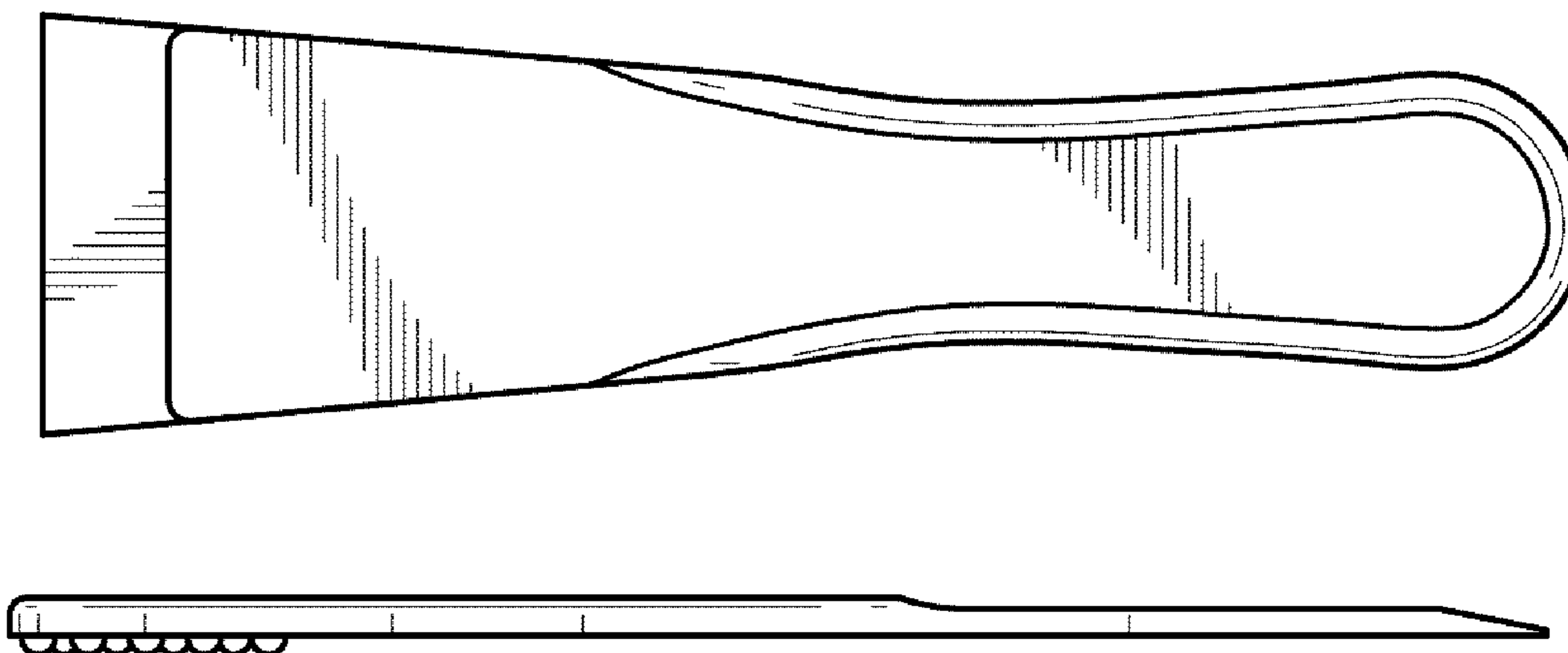
FIG. 3 is the side view of the flexible scraper and agitator.

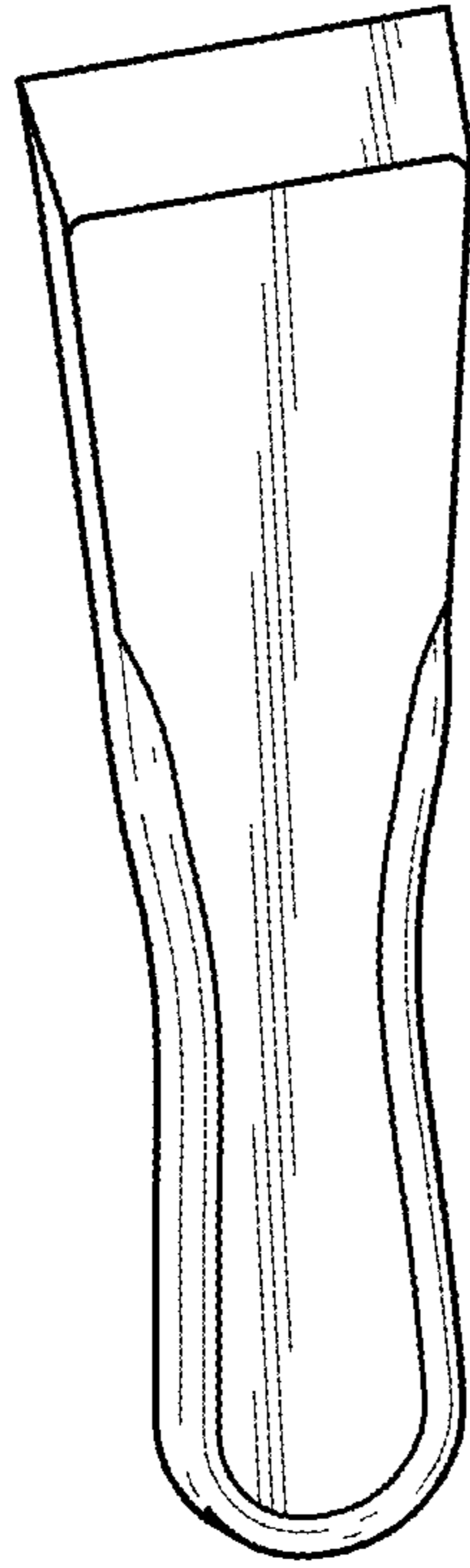
FIG. 4 is the bottom view of the flexible scraper and agitator.

FIG. 5 is the front view of the flexible scraper and agitator; and,


FIG. 6 is the back view of the flexible scraper and agitator.

**1 Claim, 2 Drawing Sheets**





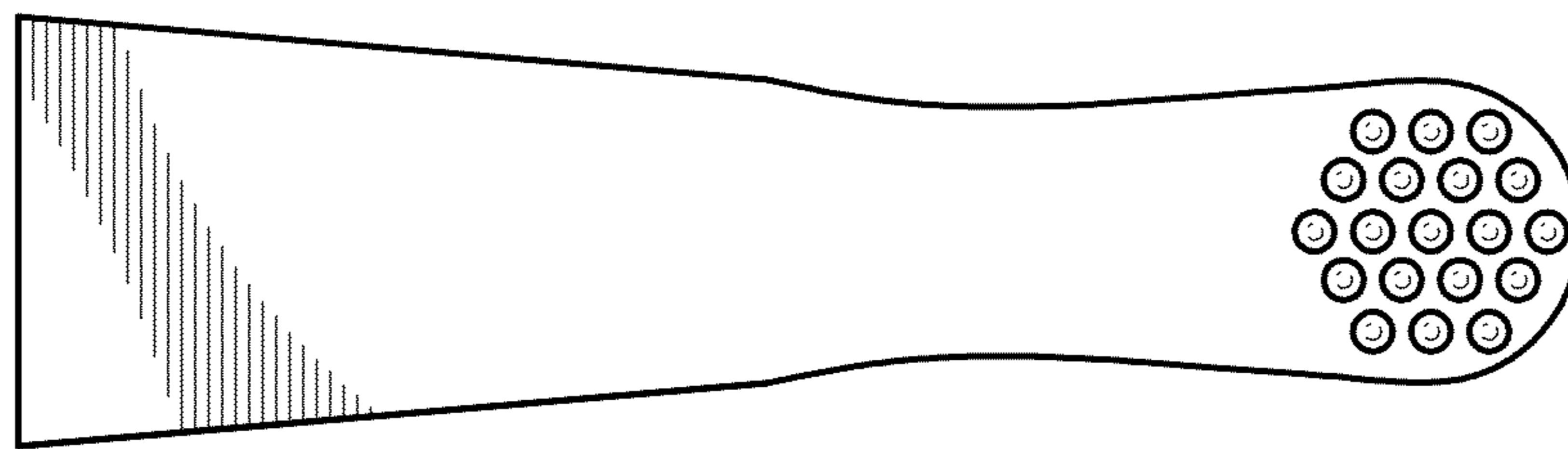
**FIG. 1**



**FIG. 2**



**FIG. 3**



**FIG. 4**



**FIG. 5**



**FIG. 6**