



US00D687201S

(12) **United States Design Patent**
Liao

(10) **Patent No.:** **US D687,201 S**
(45) **Date of Patent:** **** Jul. 30, 2013**

(54) **SCRAPER**

(76) Inventor: **Ying-Chieh Liao**, Taichung (TW)

(**) Term: **14 Years**

(21) Appl. No.: **29/400,221**

(22) Filed: **Aug. 24, 2011**

(51) **LOC (9) Cl.** **08-05**

(52) **U.S. Cl.**
USPC **D32/46**

(58) **Field of Classification Search**
USPC D32/46, 49; D8/14, 45, 46, 47, 105,
D8/98, 90; D7/682; 30/169, 167, 278, 280,
30/287; 15/105, 236.01–236.09, 245.1; D4/136;
7/105

See application file for complete search history.

(56) **References Cited**

U.S. PATENT DOCUMENTS

D420,882	S *	2/2000	Majolo et al.	D8/98
6,421,860	B1 *	7/2002	Abbott	7/105
6,427,274	B1 *	8/2002	Abbott	7/105
6,578,229	B1 *	6/2003	Dziallas et al.	15/236.05
D477,523	S *	7/2003	Malvasio	D8/105
D581,764	S *	12/2008	Kinsky et al.	D8/105
D596,011	S *	7/2009	Almayda	D8/105
D605,911	S *	12/2009	Lian et al.	D8/14

D616,719	S *	6/2010	Moore	D8/105
7,908,702	B2 *	3/2011	Accumanno	15/235.7
7,972,074	B2 *	7/2011	Lepage	401/266
D670,057	S *	10/2012	DiMauro	D32/46
8,307,490	B2 *	11/2012	Gringer et al.	15/105

* cited by examiner

Primary Examiner — John Windmuller

(74) *Attorney, Agent, or Firm* — Muncy, Geissler, Olds & Lowe, PLLC

(57) **CLAIM**

I claim the ornamental design for a scraper, as shown and described.

DESCRIPTION

FIG. 1 is a perspective view of the scraper showing my new design;

FIG. 2 is a front view thereof;

FIG. 3 is a rear view thereof;

FIG. 4 is a left view thereof;

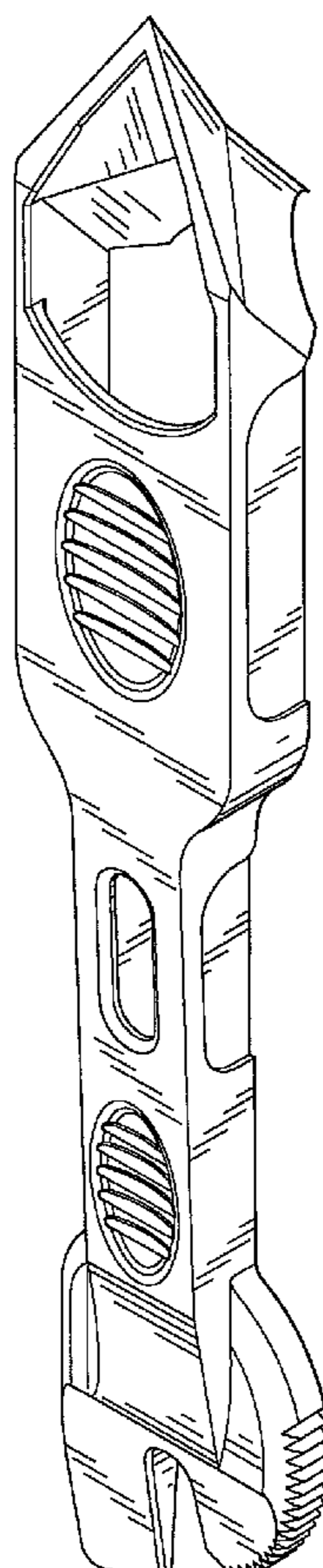
FIG. 5 is a right view thereof;

FIG. 6 is a top plan view thereof; and,

FIG. 7 is a bottom plan view thereof.

The broken line showing is for the purpose of illustrating portions of the article and forms no part of the claimed design.

1 Claim, 4 Drawing Sheets



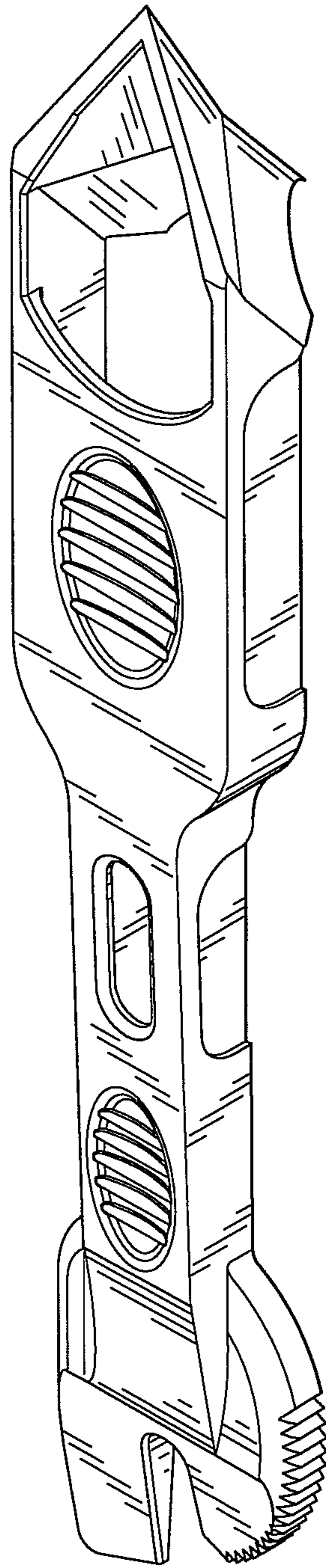


FIG. 1

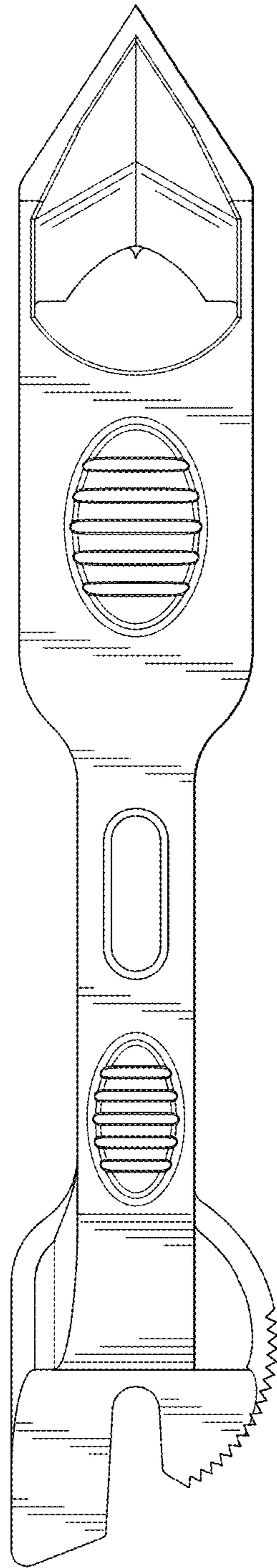


FIG. 2

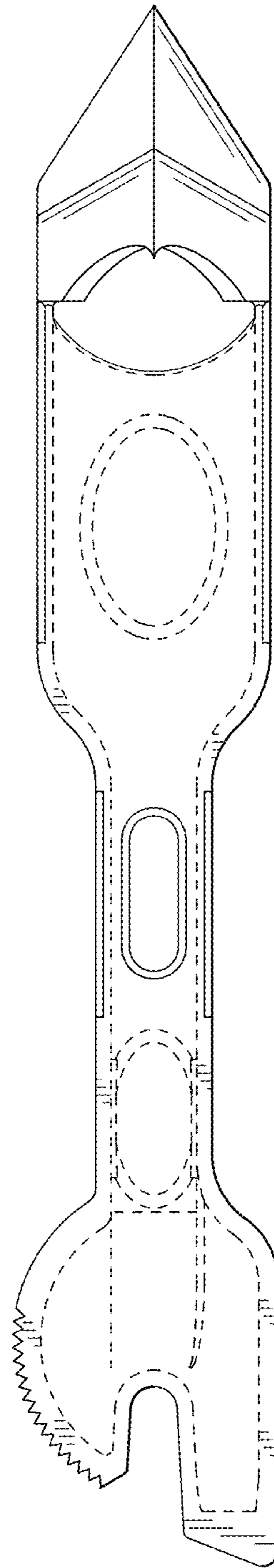


FIG. 3

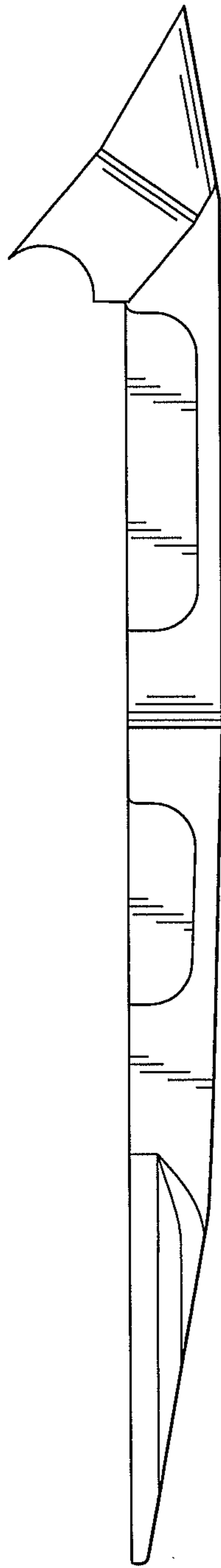


FIG. 4

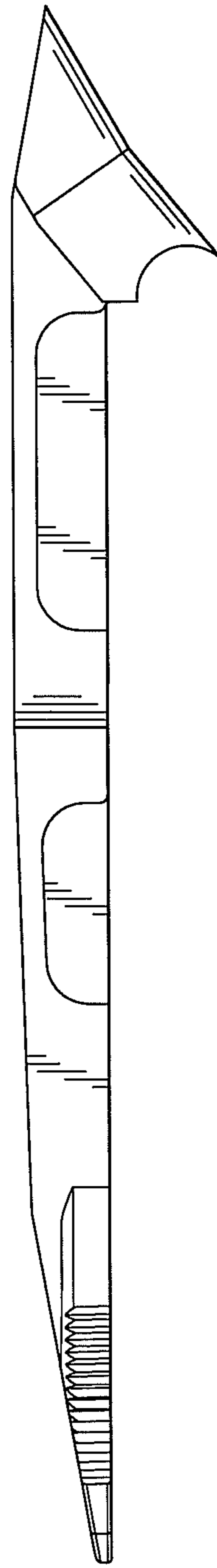


FIG. 5

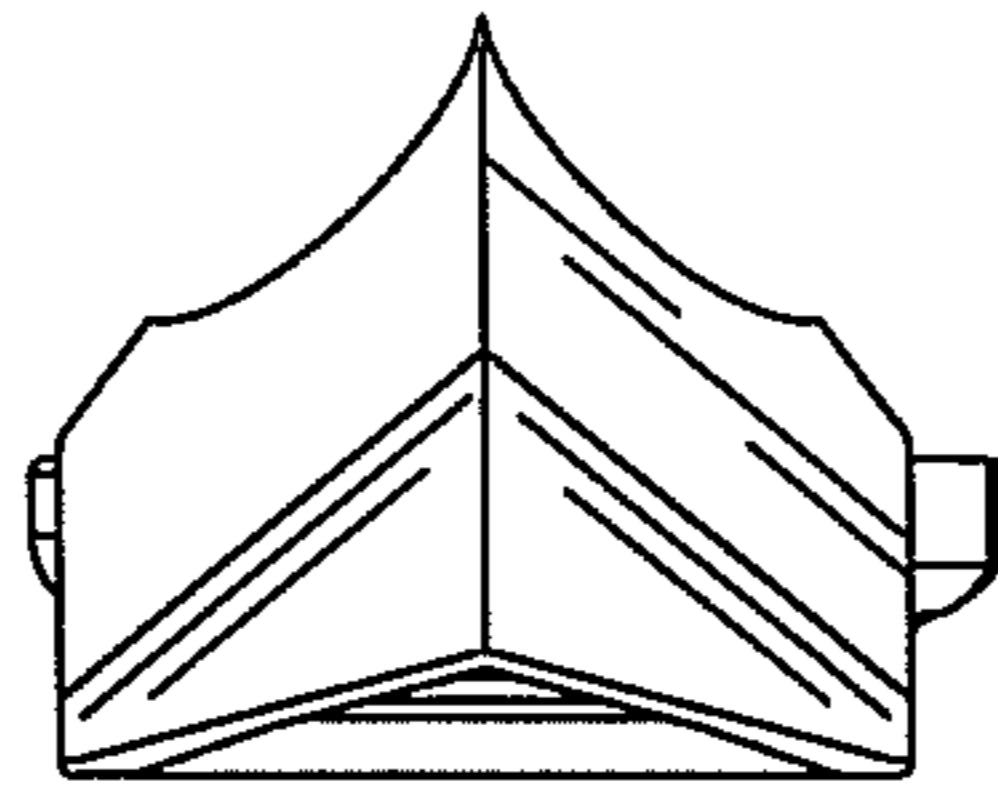


FIG. 6

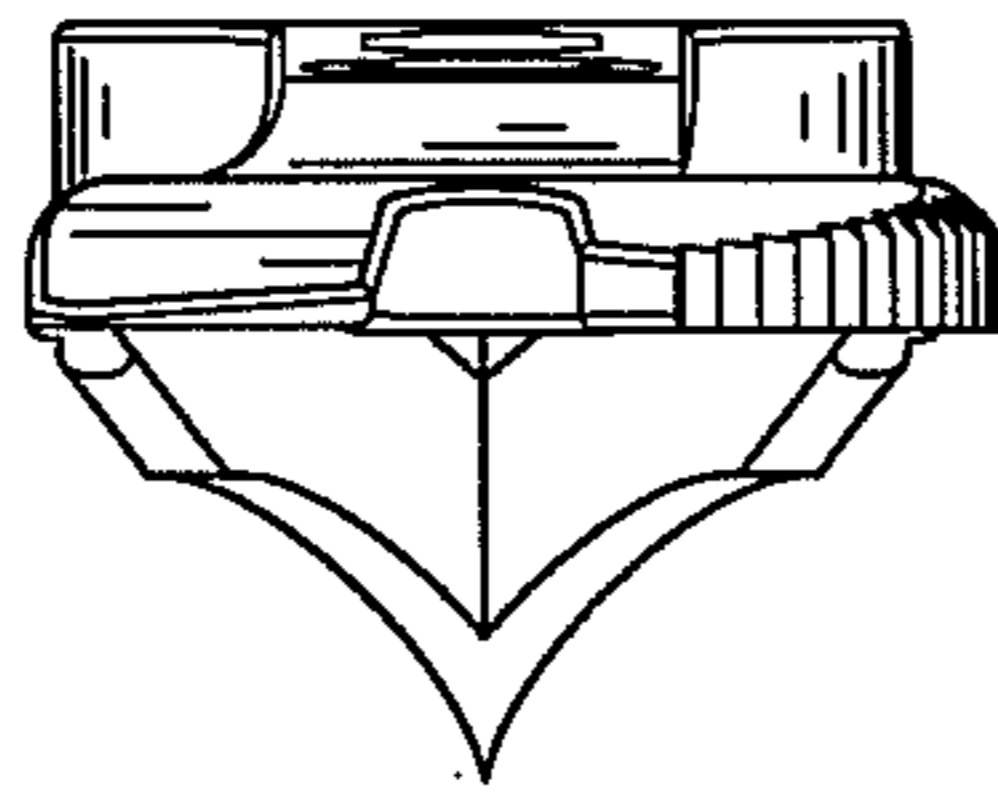


FIG. 7