



US00D687185S

(12) **United States Design Patent**
Madden

(10) **Patent No.:** **US D687,185 S**
(45) **Date of Patent:** **** Jul. 30, 2013**

(54) **HAIRBAND WITH SNAP ORNAMENTATION**

(76) Inventor: **Lucinda Madden**, Richmond, KY (US)

(**) Term: **14 Years**

(21) Appl. No.: **29/407,920**

(22) Filed: **Dec. 5, 2011**

(51) **LOC (9) Cl.** **28-03**

(52) **U.S. Cl.**
USPC **D28/41**

(58) **Field of Classification Search**
USPC .. D2/501, 502, 865, 866, 874, 881; D11/3-6;
D28/21-34, 39-43; 132/101, 126, 128-131,
132/144, 219, 275-284
See application file for complete search history.

(56) **References Cited**

U.S. PATENT DOCUMENTS

5,573,018	A *	11/1996	Johnson	132/275
5,934,294	A *	8/1999	Chiang	132/275
6,289,903	B1 *	9/2001	Haufler	132/275
D454,412	S *	3/2002	Riley	D28/41
6,513,167	B1 *	2/2003	Cheng	2/171
6,626,184	B1 *	9/2003	Cheng	132/275
D579,606	S *	10/2008	Scholl et al.	D28/41

2003/0121127	A1 *	7/2003	Walker	24/306
2003/0200981	A1 *	10/2003	Silva	132/273
2003/0209253	A1 *	11/2003	Gavney	132/273
2009/0032044	A1 *	2/2009	Grimm	132/200

* cited by examiner

Primary Examiner — Zenia Bennett

(74) *Attorney, Agent, or Firm* — Francis Law Office PLLC;
James Francis



(57) **CLAIM**


I claim the ornamental design for a hairband with snap ornamentation, as shown and described.

DESCRIPTION

FIG. 1 is a front-left-top side view of an hairband with snap ornamentation showing my new design.
FIG. 2 is a front-left-top plan view thereof.
FIG. 3 is a side view thereof.
FIG. 4 is a top plan view thereof.
FIG. 5 is a right side view thereof.
FIG. 6 is a left side view thereof; and,
FIG. 7 is a bottom plan view thereof.
The broken lines are for illustrative purposes only and form no part of the claimed design.

1 Claim, 2 Drawing Sheets








Fig. 4




Fig. 5



Fig. 3




Fig. 6




Fig. 7