



US00D687178S

(12) **United States Design Patent**
Grandsart et al.

(10) **Patent No.:** **US D687,178 S**

(45) **Date of Patent:** **** Jul. 30, 2013**

(54) **LIGHTING SCONCE**

(71) Applicant: **Kenall Manufacturing**, Gurnee, IL (US)

(72) Inventors: **Dawn Grandsart**, Chicago, IL (US);
Brandon Stolte, Lindenhurst, IL (US)

(73) Assignee: **Kenall Manufacturing Inc.**, Gurnee, IL (US)

(**) Term: **14 Years**

(21) Appl. No.: **29/438,906**

(22) Filed: **Dec. 5, 2012**

(51) **LOC (9) Cl.** **26-03**

(52) **U.S. Cl.**
USPC **D26/85**

(58) **Field of Classification Search**
USPC D26/72, 74, 85-87, 92, 118; 362/145,
362/147, 152, 432, 576
See application file for complete search history.

(56) **References Cited**

U.S. PATENT DOCUMENTS

D93,770	S	*	11/1934	Isreal et al.	D26/85
3,445,645	A	*	5/1969	Newman	362/235
D330,268	S	*	10/1992	Jaksich	D26/74
D334,821	S	*	4/1993	Morgan	D26/28
D343,915	S	*	2/1994	Baader et al.	D26/28
D493,565	S	*	7/2004	Smith et al.	D26/118
D564,694	S	*	3/2008	Southern, Jr.	D26/85
D585,581	S	*	1/2009	Purcell	D26/85
D633,640	S	*	3/2011	Wauters	D26/85
D646,826	S	*	10/2011	Smith	D26/74
D647,239	S	*	10/2011	Beghelli	D26/74
D649,673	S	*	11/2011	Liang et al.	D26/72
D650,506	S	*	12/2011	Kaule	D26/72

D650,507	S	*	12/2011	Osiecki et al.	D26/72
D652,559	S	*	1/2012	Beghelli	D26/74
D663,467	S	*	7/2012	Apetauer et al.	D26/74

* cited by examiner

Primary Examiner — Clare E Heflin

(74) *Attorney, Agent, or Firm* — Lane Patents LLC


(57) **CLAIM**

The ornamental design for a lighting sconce, as shown and described.

DESCRIPTION

FIG. 1 is a perspective view of a lighting sconce showing a first embodiment of the new design;
 FIG. 2 is a side view thereof;
 FIG. 3 is a top view thereof;
 FIG. 4 is a front view thereof;
 FIG. 5 is a bottom view thereof;
 FIG. 6 is an opposite side view thereof;
 FIG. 7 is a perspective view of a lighting sconce showing a second embodiment of the new design;
 FIG. 8 is a side view thereof;
 FIG. 9 is a top view thereof;
 FIG. 10 is a front view thereof;
 FIG. 11 is a bottom view thereof;
 FIG. 12 is an opposite side view thereof;
 FIG. 13 is a perspective view of a lighting sconce showing a third embodiment of the new design;
 FIG. 14 is a side view thereof;
 FIG. 15 is a top view thereof;
 FIG. 16 is a front view thereof;
 FIG. 17 is a bottom view thereof; and,
 FIG. 18 is an opposite side view thereof.

1 Claim, 6 Drawing Sheets






Fig 1




Fig 3

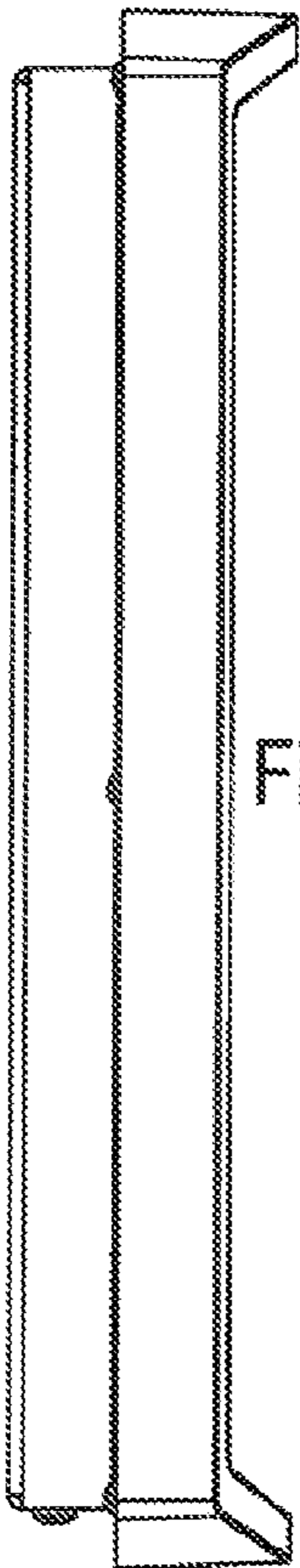


Fig 2




Fig 4




Fig 6

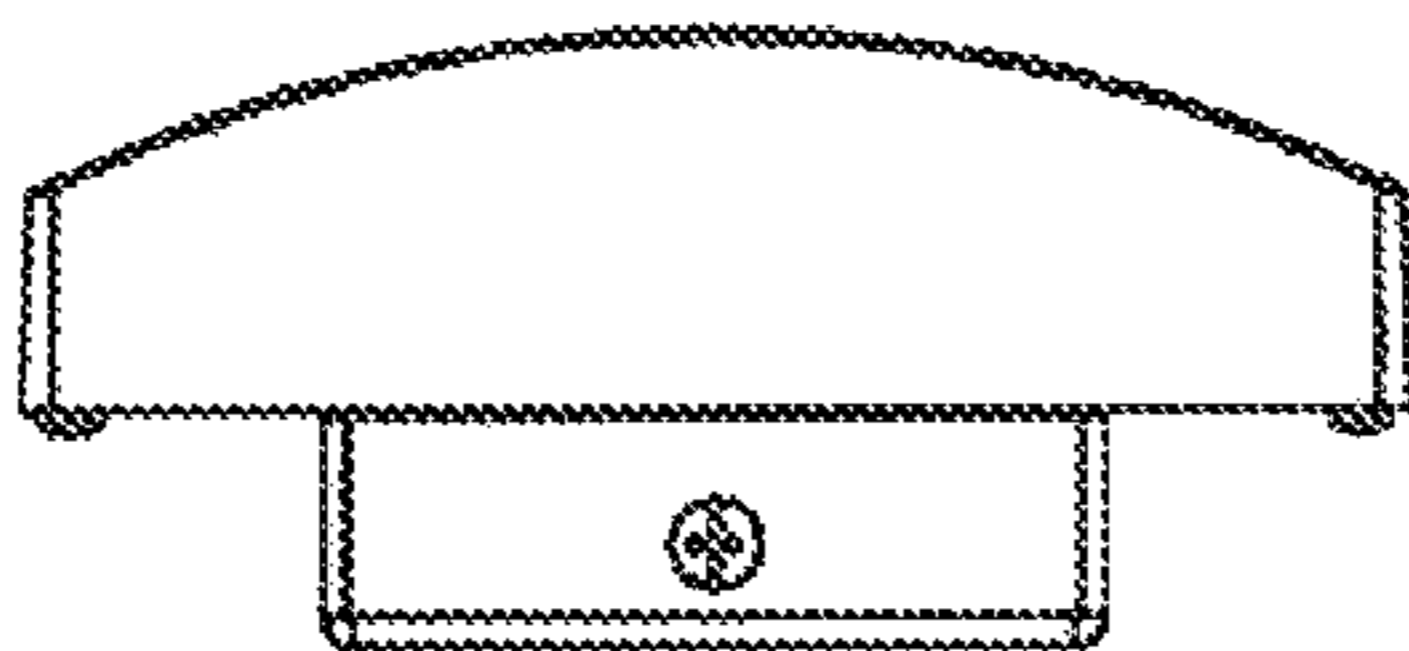


Fig 5




Fig 7

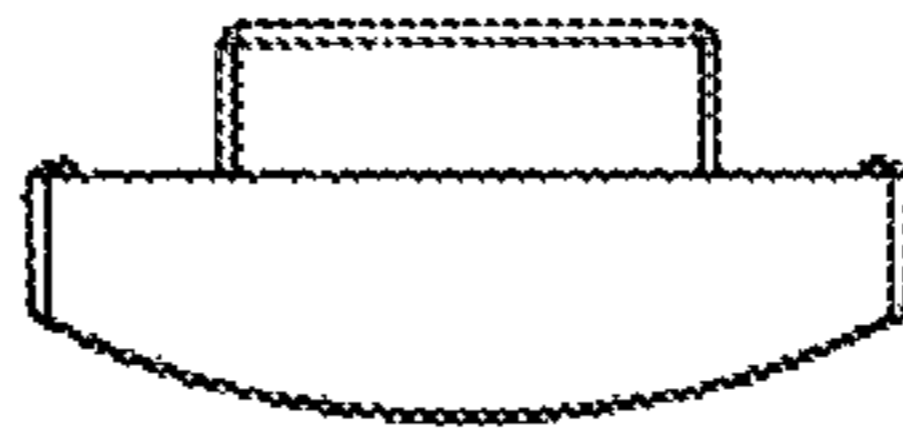


Fig 9




Fig 8




Fig 10

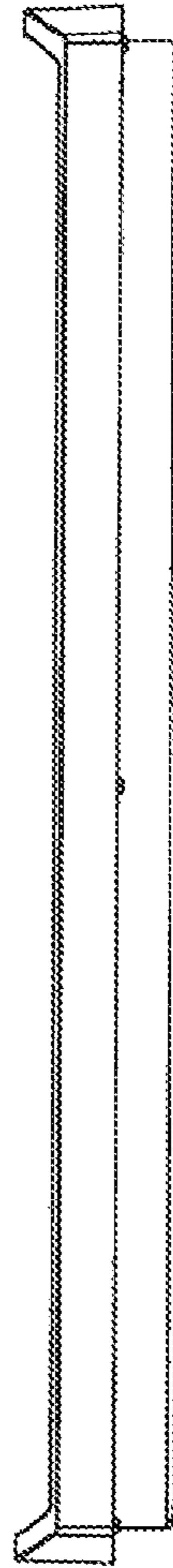


Fig 12

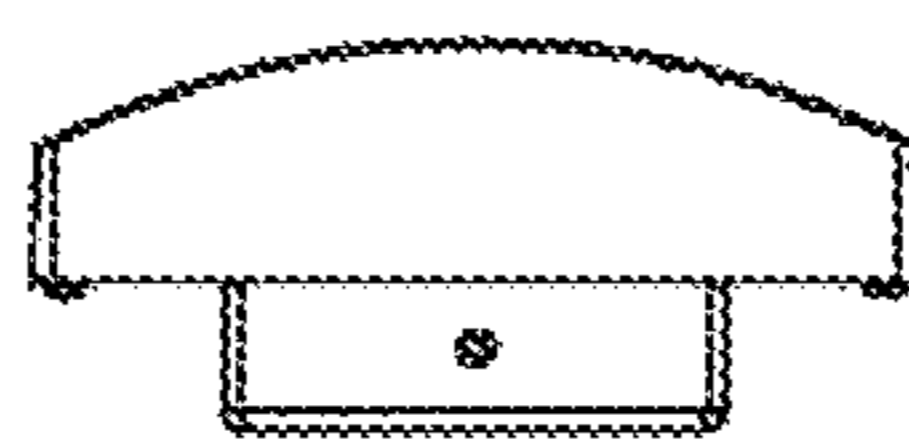


Fig 11




Fig 13

