



US00D687173S

(12) **United States Design Patent**
Brown et al.

(10) **Patent No.:** **US D687,173 S**
(45) **Date of Patent:** **** Jul. 30, 2013**

(54) **LIGHT FIXTURE**

(75) Inventors: **Wendell Brown**, Henderson, NV (US);
Jonathan Fram, Beverly Hills, CA (US)

(73) Assignee: **Nularis, Inc.**, West Hollywood, CA (US)

(**) Term: **14 Years**

(21) Appl. No.: **29/409,967**

(22) Filed: **Dec. 30, 2011**

(51) **LOC (9) Cl.** **26-04**

(52) **U.S. Cl.**
USPC **D26/2**

(58) **Field of Classification Search**
USPC D26/1-4; 313/313, 315, 316, 317,
313/318, 493; 315/52, 53, 56, 57, 58
See application file for complete search history.

(56) **References Cited**

U.S. PATENT DOCUMENTS

D535,038 S * 1/2007 Egawa et al. D26/2
D582,578 S * 12/2008 Tsai et al. D26/2
D584,838 S * 1/2009 To et al. D26/2

D594,995 S * 6/2009 Komar D26/2
D601,722 S * 10/2009 Foo D26/2
D631,989 S * 2/2011 Bobel D26/2
D657,075 S * 4/2012 Guohui D26/2

* cited by examiner

Primary Examiner — Marcus Jackson

(74) *Attorney, Agent, or Firm* — Park, Vaughan, Fleming &
Dowler, LLP


(57) **CLAIM**

The ornamental design for a light fixture, as shown and described.

DESCRIPTION

FIG. 1 is a perspective view of a light fixture showing our new design thereof;
FIG. 2 is a front elevational view thereof, with the lens on the top portion;
FIG. 3 is a side elevational view thereof, with the lens on the top portion;
FIG. 4 is a top plan view thereof, with the lens cut away for ease of illustration; and,
FIG. 5 is a side elevational view thereof, with the lens omitted.

1 Claim, 5 Drawing Sheets






FIG. 1

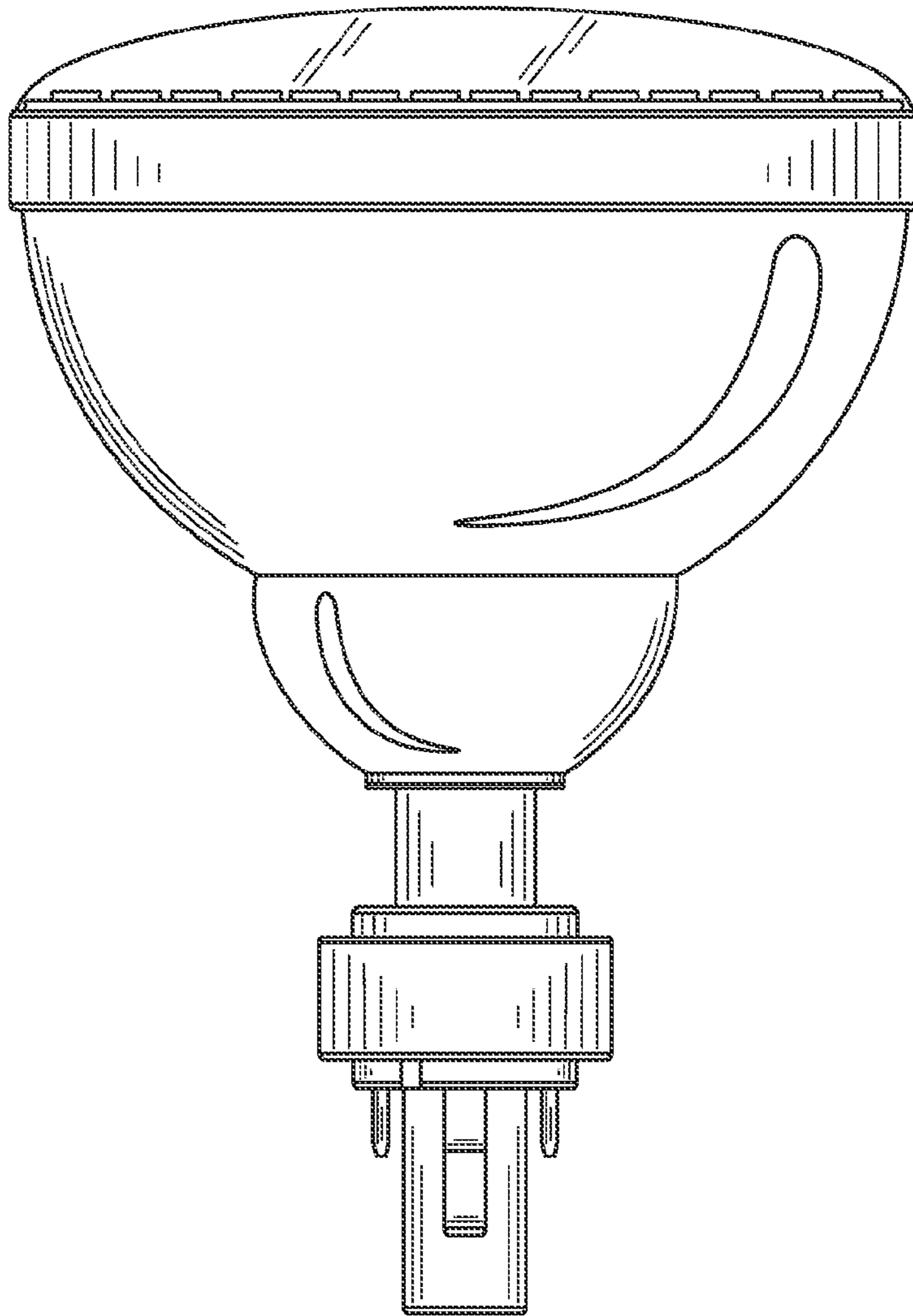


FIG. 2




FIG. 3

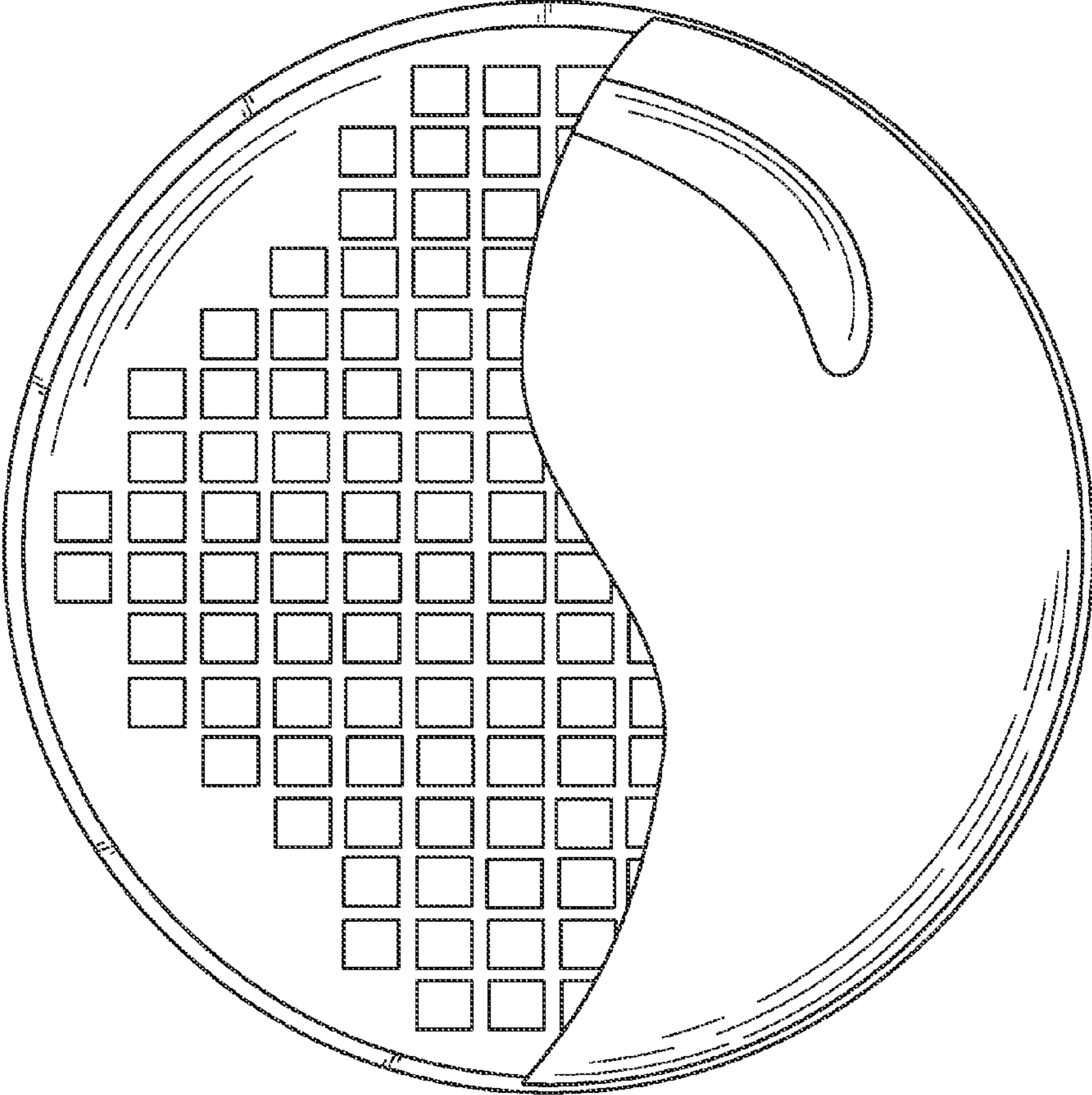


FIG. 4

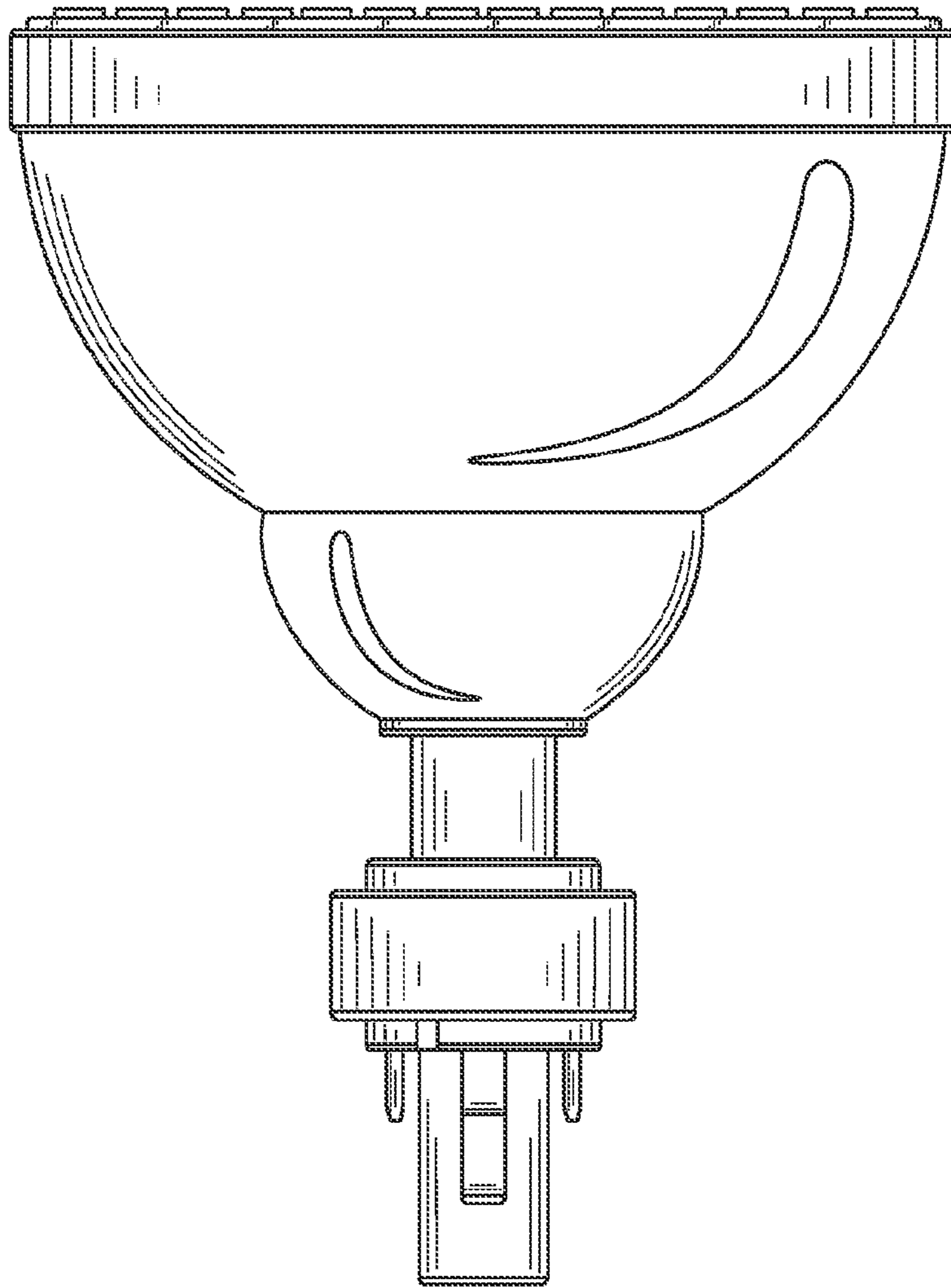


FIG. 5