

US00D687168S

(12) **United States Design Patent**
Mugge et al.

(10) **Patent No.:** **US D687,168 S**
(45) **Date of Patent:** **** Jul. 30, 2013**

(54) **MOLDED SURFACE OF A CONCRETE PRODUCT**

52/575, 596-612; 404/29-31, 34; D15/135, D15/136

See application file for complete search history.

(71) Applicant: **Anchor Wall Systems, Inc.**,
Minnetonka, MN (US)

(56) **References Cited**

(72) Inventors: **Jimmie L. Mugge**, Inver Grove Heights,
MN (US); **Jay J. Johnson**, Star Prairie,
WI (US)

U.S. PATENT DOCUMENTS

415,773 A 11/1889 Fiske
799,754 A 9/1905 Petrie
803,014 A 10/1905 McIlravy
819,055 A 5/1906 Fisher

(73) Assignee: **Anchor Wall Systems, Inc.**,
Minnetonka, MN (US)

(Continued)

(**) Term: **14 Years**

FOREIGN PATENT DOCUMENTS

WO WO 03/060251 7/2003

(21) Appl. No.: **29/442,008**

OTHER PUBLICATIONS

(22) Filed: **Nov. 9, 2012**

U.S. Appl. No. 29/301,729, filed Mar. 13, 2008 for Applicant for Mugge et al.

Related U.S. Application Data

Primary Examiner — Anhdao Doan

(62) Division of application No. 29/395,233, filed on Dec. 20, 2011, now Pat. No. Des. 673,694, which is a division of application No. 29/374,222, filed on Jul. 15, 2011, now Pat. No. Des. 653,355, which is a division of application No. 29/372,781, filed on Jan. 10, 2011, now Pat. No. Des. 643,941, which is a division of application No. 29/370,144, filed on Jun. 9, 2010, now Pat. No. Des. 632,808, which is a division of application No. 29/312,875, filed on Nov. 18, 2008, now Pat. No. Des. 619,732.

(74) *Attorney, Agent, or Firm* — Merchat & Gould P.C.

(51) **LOC (9) Cl.** **25-01**

(57) **CLAIM**

The ornamental design for a molded surface of a concrete product, as shown and described.

(52) **U.S. Cl.**

USPC **D25/113**

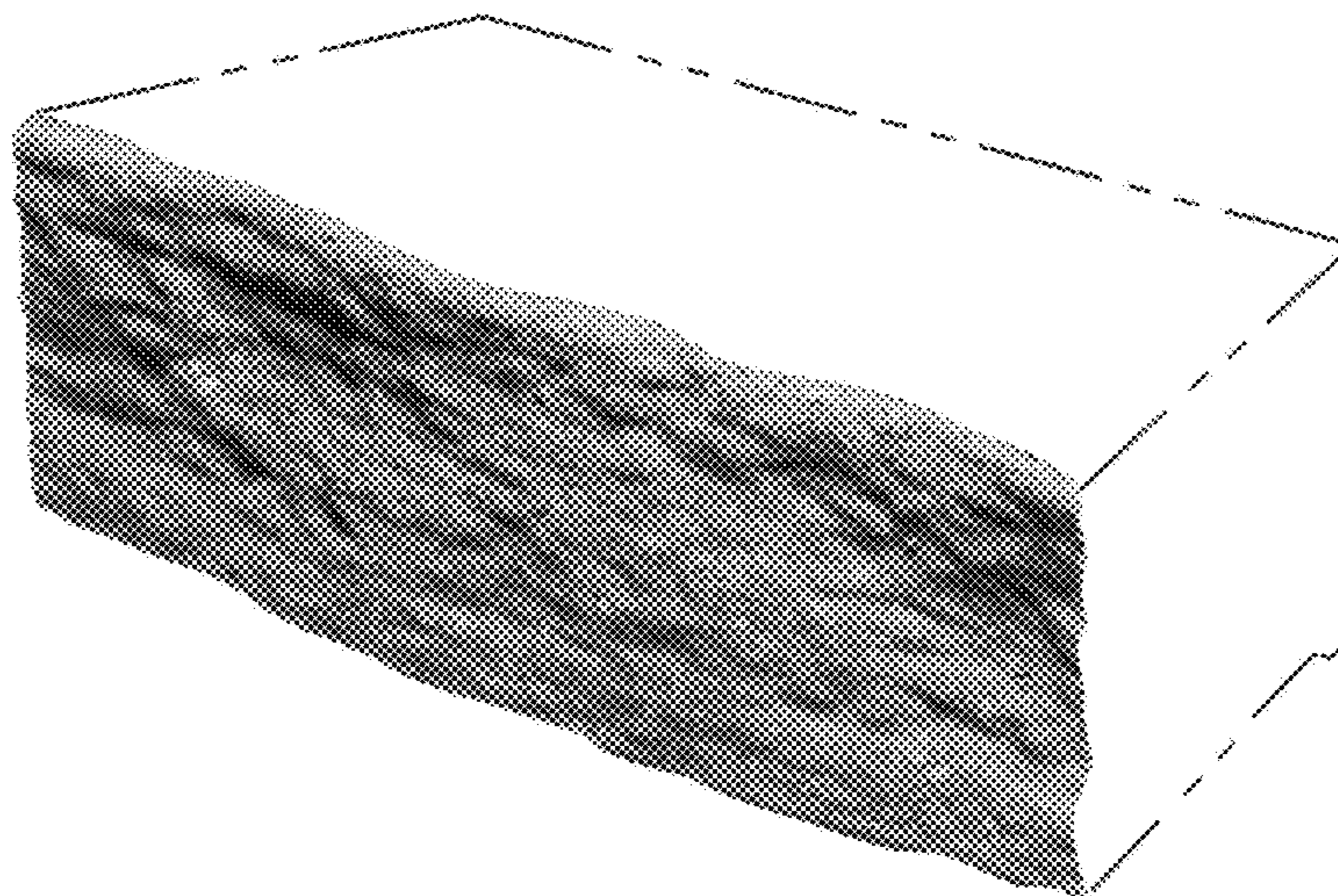
DESCRIPTION

(58) **Field of Classification Search**

USPC D25/102, 112-118, 136, 138, 151, D25/152, 162, 164; D21/484-491, 499-502; 405/16, 17, 33, 35, 286; 52/503-505, 574,

FIG. 1 is a front view of a molded surface of a concrete product; FIG. 2 is a right side view of the surface depicted in FIG. 1; FIG. 3 is a left side view of the surface depicted in FIG. 1; FIG. 4 is a top view of the surface depicted in FIG. 1; FIG. 5 is a bottom view of the surface depicted in FIG. 1; and, FIG. 6 is a perspective view of the surface depicted in FIG. 1. The broken lines in the drawing views are included for the purpose of illustrating portions of the molded surface of a concrete product that form no part of the claimed design.

1 Claim, 6 Drawing Sheets



US D687,168 S

U.S. PATENT DOCUMENTS					
824,235	A	5/1906	Damon	D479,002	S 8/2003 Nordstrand
838,278	A	12/1906	Schwartz	D479,003	S 8/2003 Nordstrand
1,086,975	A	2/1914	Aaronson	D482,133	S 11/2003 Scherer et al.
1,574,123	A	2/1926	Sharpe	D485,371	S 1/2004 Burgess et al.
1,776,999	A	9/1930	Jensen	D486,246	S 2/2004 Manthei
1,795,451	A	3/1931	Sharpe	D492,796	S 7/2004 Price
2,313,363	A	3/1943	Schmitt	D500,864	S 1/2005 Klettenberg et al.
2,517,432	A	8/1950	Hornberger	D501,492	S 2/2005 Riccobon
2,819,495	A	1/1958	Krausz	D506,837	S 6/2005 Scherer et al.
2,882,689	A	4/1959	Huch et al.	D509,909	S 9/2005 Sorheim
3,555,757	A	1/1971	Volent	D511,578	S 11/2005 Mugge et al.
3,694,128	A	9/1972	Foxen	D511,846	S 11/2005 Evans
4,063,866	A	12/1977	Lurbiecki	D513,805	S 1/2006 Scherer et al.
4,335,549	A	6/1982	Dean, Jr.	D518,578	S 4/2006 Mugge et al.
4,738,059	A	4/1988	Dean, Jr.	D529,195	S 9/2006 Mugge
D298,463	S	11/1988	Forsberg	D529,628	S 10/2006 Mugge et al.
4,784,821	A	11/1988	Leopold	D530,831	S 10/2006 Mugge et al.
4,869,660	A	9/1989	Ruckstuhl	D532,910	S 11/2006 Mugge et al.
4,920,712	A	5/1990	Dean, Jr.	D538,946	S 3/2007 Mugge et al.
D317,048	S	5/1991	Forsberg	D538,947	S 3/2007 Price
D317,209	S	5/1991	Forsberg	D539,439	S 3/2007 Price
D319,885	S	9/1991	Blomquist	D540,477	S 4/2007 Price
D321,060	S	10/1991	Blomquist et al.	D540,478	S 4/2007 Price
5,211,895	A	5/1993	Jacklich, Sr.	D541,950	S 5/2007 Mugge et al.
D341,215	S	11/1993	Blomquist et al.	D541,951	S 5/2007 Mugge et al.
D350,610	S	9/1994	Rodrigue	D548,365	S 8/2007 Price
D350,611	S	9/1994	Scales	D550,860	S 9/2007 Price
D352,789	S	11/1994	Adam	D576,293	S 9/2008 Mugge et al.
D362,511	S	9/1995	Anderson et al.	D581,548	S 11/2008 Mugge et al.
D363,787	S	10/1995	Powell	D586,478	S 2/2009 Price et al.
5,490,363	A	2/1996	Woolford	D588,713	S 3/2009 Mugge et al.
D380,560	S	7/1997	Forsberg	D588,714	S 3/2009 Mugge et al.
D381,086	S	7/1997	Forsberg	D589,165	S 3/2009 Manthei et al.
D391,376	S	2/1998	Strand et al.	D589,167	S * 3/2009 Manthei et al. D25/113
5,735,643	A	4/1998	Castonguay et al.	D596,318	S 7/2009 Mugge et al.
5,744,081	A	4/1998	Tanigawa et al.	D598,135	S 8/2009 Mugge et al.
D402,380	S	12/1998	Komoroski	D598,136	S 8/2009 Mugge
D429,006	S	8/2000	Price et al.	D598,137	S 8/2009 Mugge et al.
D433,158	S	10/2000	Hammer	D604,430	S 11/2009 Mugge et al.
D434,508	S	11/2000	Price et al.	7,618,578	B2 * 11/2009 Manthei et al. 264/334
D437,422	S	2/2001	Bolles et al.	D619,730	S 7/2010 Mugge et al.
D438,640	S	3/2001	Bolles et al.	D619,731	S 7/2010 Mugge et al.
D445,512	S	7/2001	Sievert	D619,732	S 7/2010 Mugge et al.
D448,856	S	10/2001	Boone	D619,733	S 7/2010 Mugge et al.
6,321,740	B1	11/2001	Scherer et al.	D619,734	S 7/2010 Mugge et al.
D452,332	S	12/2001	Blomquist et al.	D620,614	S 7/2010 Mugge et al.
D458,693	S	6/2002	Sievert	D621,069	S 8/2010 Mugge et al.
D464,145	S	10/2002	Scherer et al.	D632,808	S 2/2011 Mugge et al.
D464,147	S	10/2002	Van Cauwenbergh	D643,941	S 8/2011 Mugge et al.
D466,228	S	11/2002	Hammer	D653,355	S 1/2012 Mugge et al.
D466,229	S	11/2002	Risi et al.	2003/0126821	A1 7/2003 Scherer
D466,619	S	12/2002	Britton	2003/0182011	A1 9/2003 Scherer
D467,009	S	12/2002	Agee	2004/0098928	A1 5/2004 Scherer et al.
D468,449	S	1/2003	Britton	2005/0102949	A1 5/2005 Whitson
D477,091	S	7/2003	Manthei	2005/0120670	A1 6/2005 Ness et al.
D477,419	S	7/2003	Manthei	2007/0289247	A1 12/2007 Hamel

* cited by examiner



FIG. 1




FIG. 2




FIG. 3




FIG. 4




FIG. 5




FIG. 6