



US00D687157S

(12) **United States Design Patent**
Matsuura

(10) **Patent No.:** **US D687,157 S**
(45) **Date of Patent:** **** Jul. 30, 2013**

(54) **MASSAGE APPLIANCE**
(71) Applicant: **Tenga Co., Ltd.**, Nakano-ku (JP)
(72) Inventor: **Tsutomu Matsuura**, Nakano-ku (JP)
(73) Assignee: **Tenga Co., Ltd.**, Nakano-Ku (JP)
(**) Term: **14 Years**

(21) Appl. No.: **29/437,533**
(22) Filed: **Nov. 16, 2012**

(30) **Foreign Application Priority Data**
May 18, 2012 (JP) 2012-011591

(51) **LOC (9) Cl.** **28-03**
(52) **U.S. Cl.**
USPC **D24/215**
(58) **Field of Classification Search**
USPC . D24/200, 211, 212, 213, 214, 215; 601/114,
601/120, 121, 124, 125, 130, 131, 134, 135,
601/136, 137
See application file for complete search history.

(56) **References Cited**
U.S. PATENT DOCUMENTS
D375,167 S * 10/1996 Taylor D24/214
D456,942 S * 5/2002 Au et al. D28/7
D597,211 S * 7/2009 Ewing et al. D24/187

D626,656 S * 11/2010 Jarry D24/215
D631,973 S * 2/2011 Imboden et al. D24/215
D631,974 S * 2/2011 Imboden et al. D24/215
D633,628 S * 3/2011 Wahng et al. D24/215
D637,306 S * 5/2011 Feuerabend et al. D24/215
D649,258 S * 11/2011 Lev-Ran D24/215
D657,884 S * 4/2012 Imboden et al. D24/215
D657,885 S * 4/2012 Imboden et al. D24/215
D664,665 S * 7/2012 Wahng et al. D24/214

* cited by examiner

Primary Examiner — Sandra Snapp
(74) *Attorney, Agent, or Firm* — Masuvalley & Partners

(57) **CLAIM**
The ornamental design for a massage appliance, as shown and described.

DESCRIPTION

FIG. 1 is a top perspective view of the massage appliance according to the invention;
FIG. 2 is a left side elevation view of the massage appliance of FIG. 1, with the right side being a mirror image thereof;
FIG. 3 is a front elevation view of the massage appliance of FIG. 1;
FIG. 4 is a rear elevation view of the massage appliance of FIG. 1;
FIG. 5 is a top plan view of the massage appliance of FIG. 1;
FIG. 6 is a bottom perspective view of the massage appliance of FIG. 1; and,
FIG. 7 is a bottom plan view of the massage appliance of FIG. 1.

1 Claim, 7 Drawing Sheets

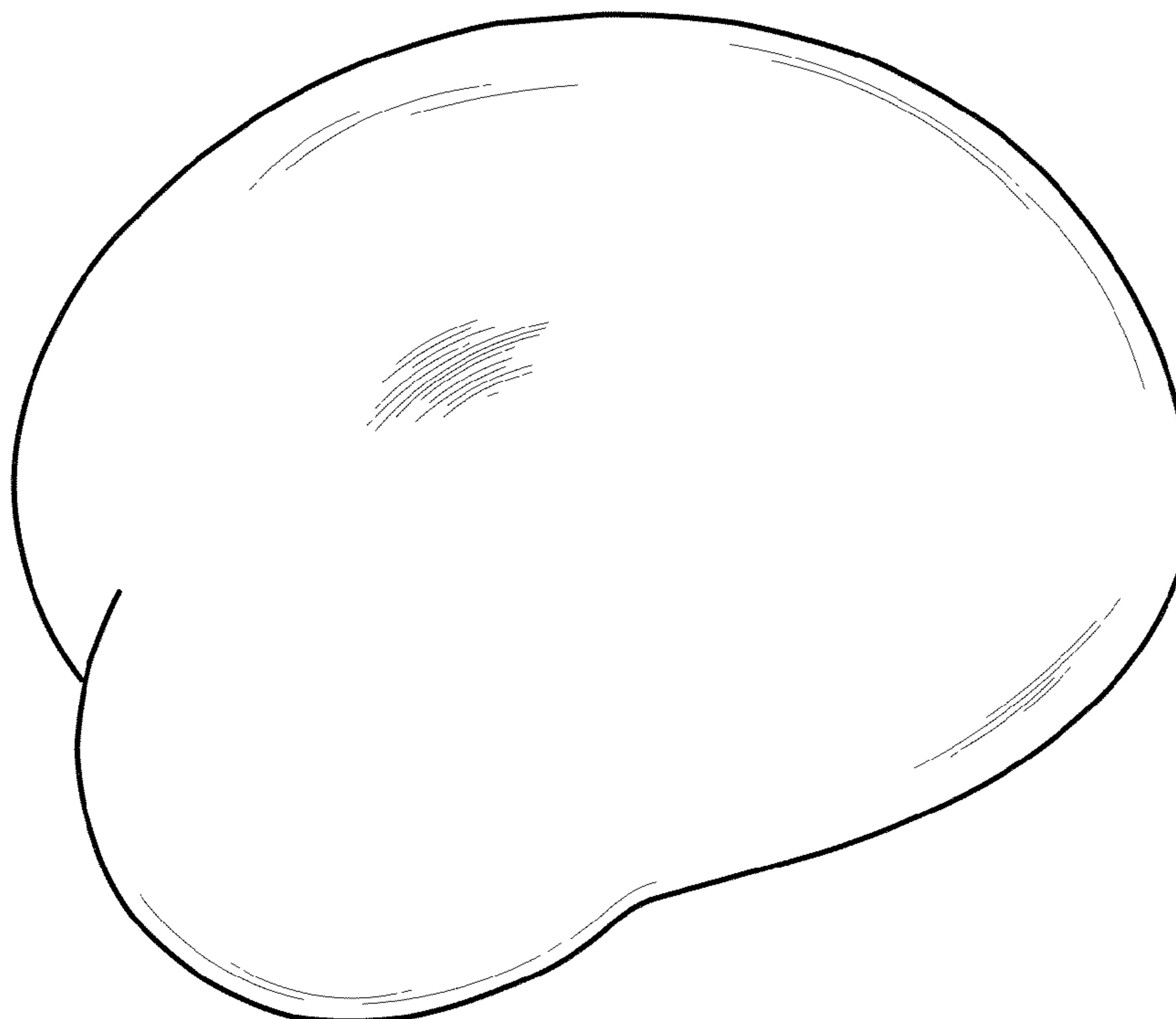


FIG. 1

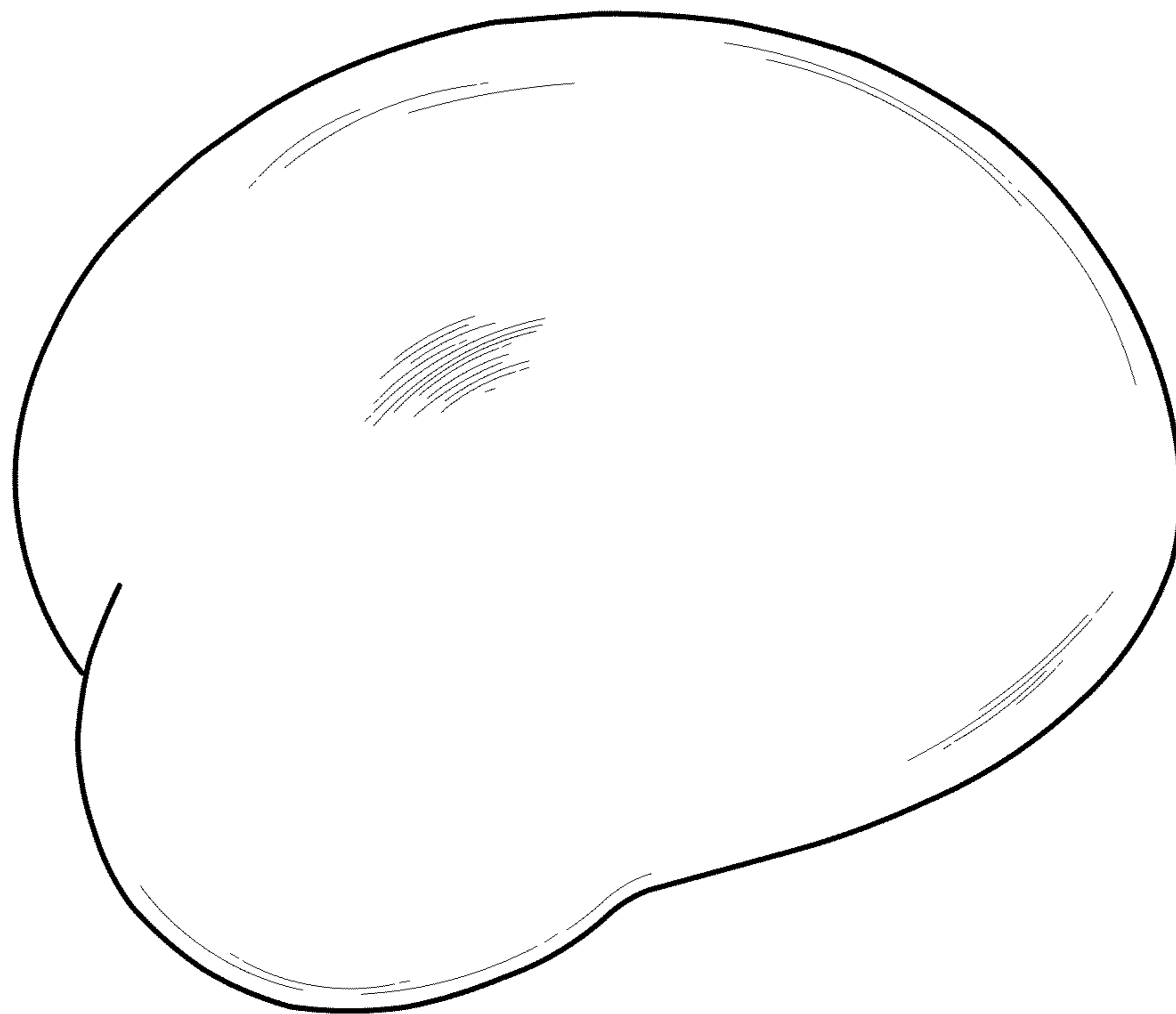


FIG. 2

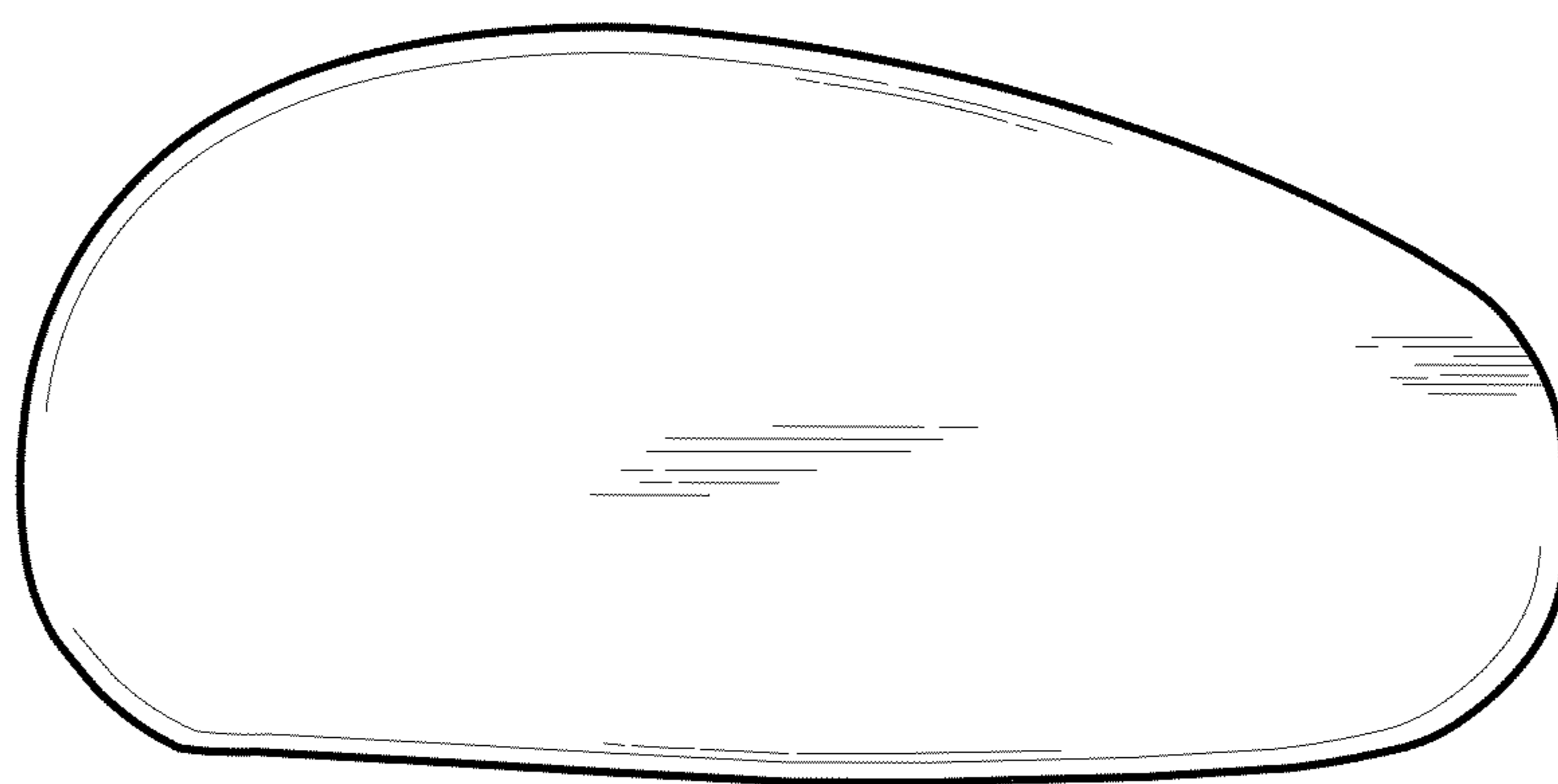


FIG. 3

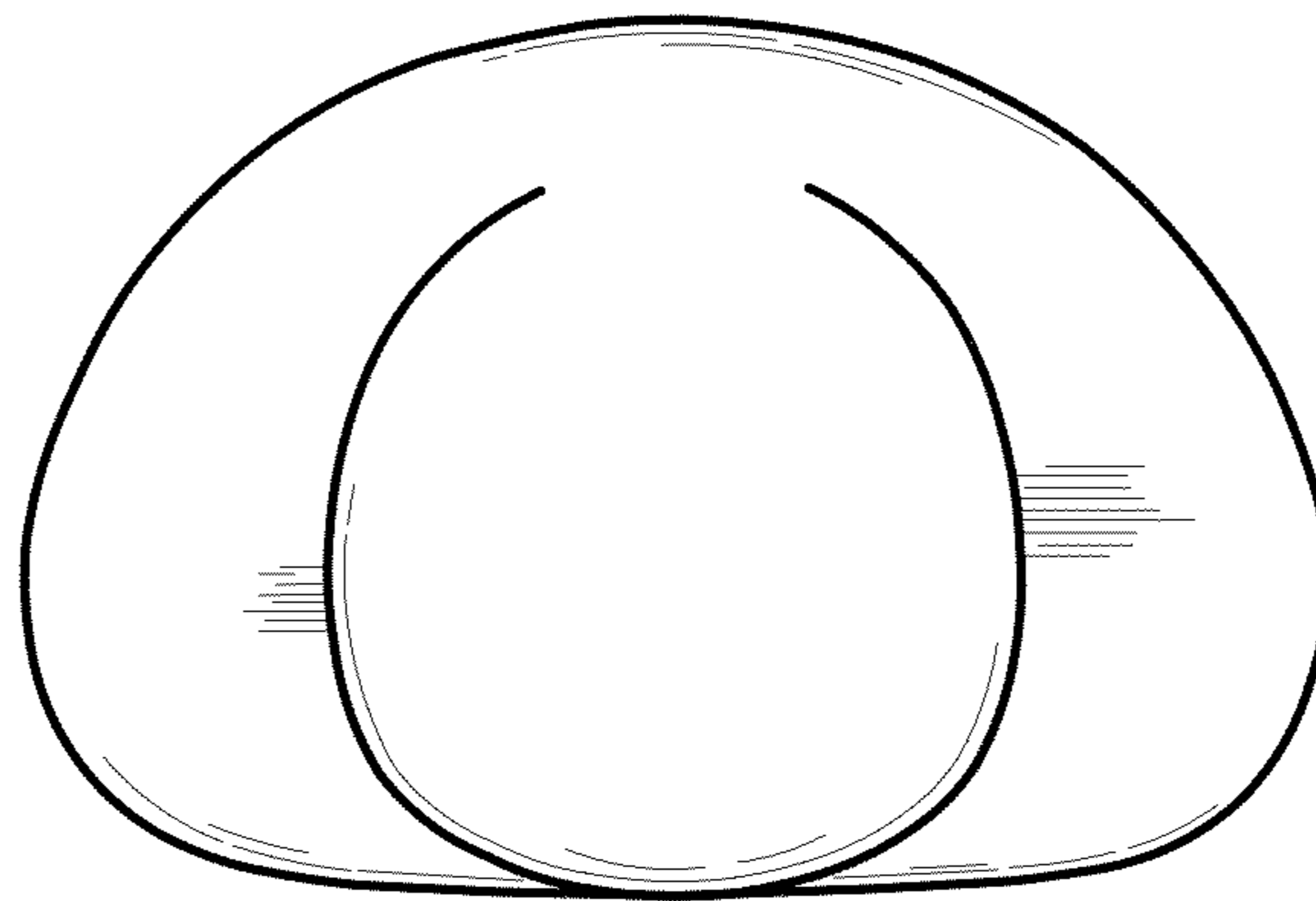


FIG. 4

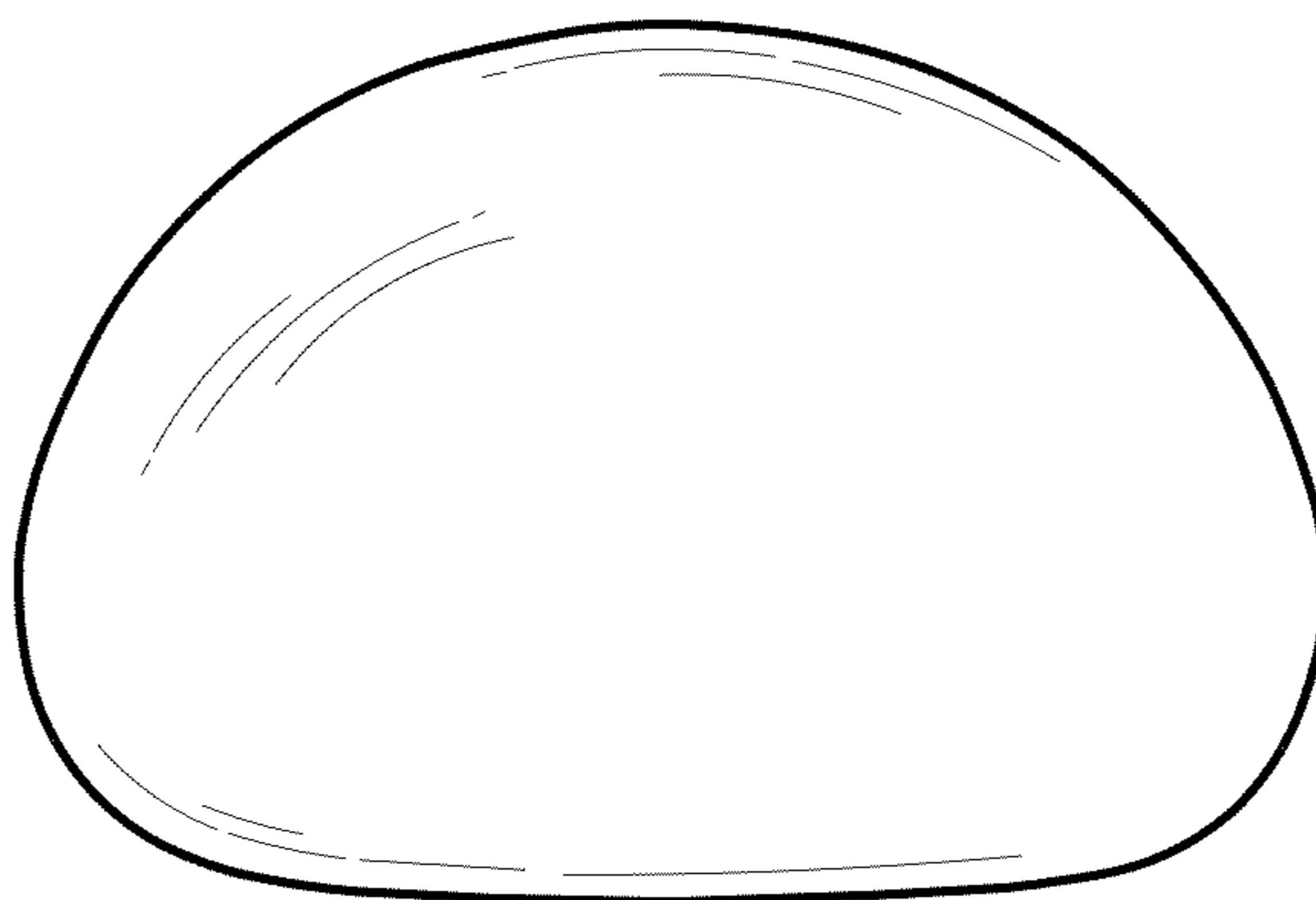


FIG. 5




FIG. 6

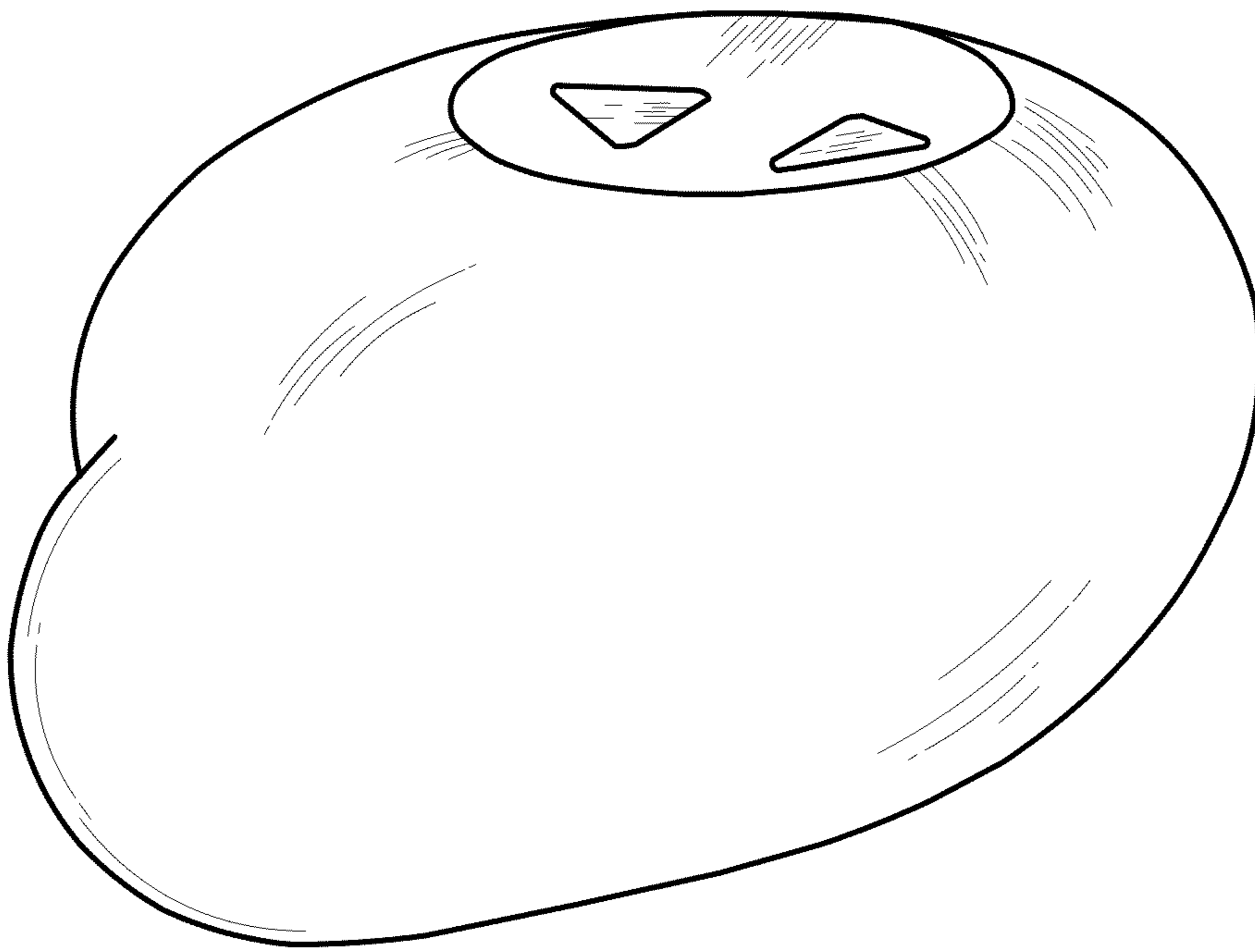


FIG. 7

