



US00D687155S

(12) **United States Design Patent**
Caden

(10) **Patent No.:** **US D687,155 S**

(45) **Date of Patent:** **** Jul. 30, 2013**

(54) **FOOT COVERING**

(71) Applicant: **Lori Caden**, Sherman Oaks, CA (US)

(72) Inventor: **Lori Caden**, Sherman Oaks, CA (US)

(**) Term: **14 Years**

(21) Appl. No.: **29/434,663**

(22) Filed: **Oct. 16, 2012**

(51) **LOC (9) Cl.** **24-01**

(52) **U.S. Cl.**
USPC **D24/192; D2/980**

(58) **Field of Classification Search**
USPC D24/190, 192; 602/28, 30, 63, 65,
602/66; 128/894, 898; D2/896, 902, 961,
D2/980, 989; 36/4, 8.3, 11.5, 28, 96, 145;
2/161.1, 238-239, 242, 409; D29/120.1,
D29/121.2

See application file for complete search history.

(56) **References Cited**

U.S. PATENT DOCUMENTS

715,543	A *	12/1902	Bosworth	2/239
1,543,353	A *	6/1925	Wolff	2/61
2,332,252	A *	10/1943	Payne	36/106
2,335,665	A *	11/1943	Goldmerstein	128/894
2,424,056	A	7/1947	Ruth		
4,476,858	A *	10/1984	Curtis	602/23
5,623,734	A	4/1997	Pugliatti		
5,867,838	A *	2/1999	Corry	2/239
5,989,204	A *	11/1999	Lina	601/152
6,393,620	B2	5/2002	Hatch et al.		
D479,766	S	9/2003	Mays et al.		
D488,918	S	4/2004	Mays et al.		
D498,916	S *	11/2004	Lowell	D2/980
D499,807	S *	12/2004	Stauffer	D24/192
7,107,626	B1 *	9/2006	Andrews	2/239
D548,951	S *	8/2007	Paulin	D2/980
D581,654	S *	12/2008	Miliotis	D2/980

D655,908	S *	3/2012	Eakin	D2/980
2005/0091729	A1 *	5/2005	Alley	2/239
2008/0127520	A1 *	6/2008	Luedecke et al.	36/102

OTHER PUBLICATIONS

FootSmart Therapeutic Support Open Toe and Open Heel Knee Highs (Aug. 16, 2012); <http://www.footsmart.com>.
Toes and Heel exposed makes working out a lot more fun—Greenyarn Yoga Socks—Epinions.com; <http://www.epinions.com> (Feb. 24, 2006).

* cited by examiner

Primary Examiner — Susan E Krakower

(74) *Attorney, Agent, or Firm* — The Dobrusin Law Firm, PC

(57) **CLAIM**

The ornamental design for a foot covering, as shown and described.

DESCRIPTION

FIG. 1 is a side elevational view for a foot covering of the present invention.

FIG. 2 is an opposing side elevational view thereof.

FIG. 3 is a top plan view thereof.

FIG. 4 is a bottom plan view thereof.

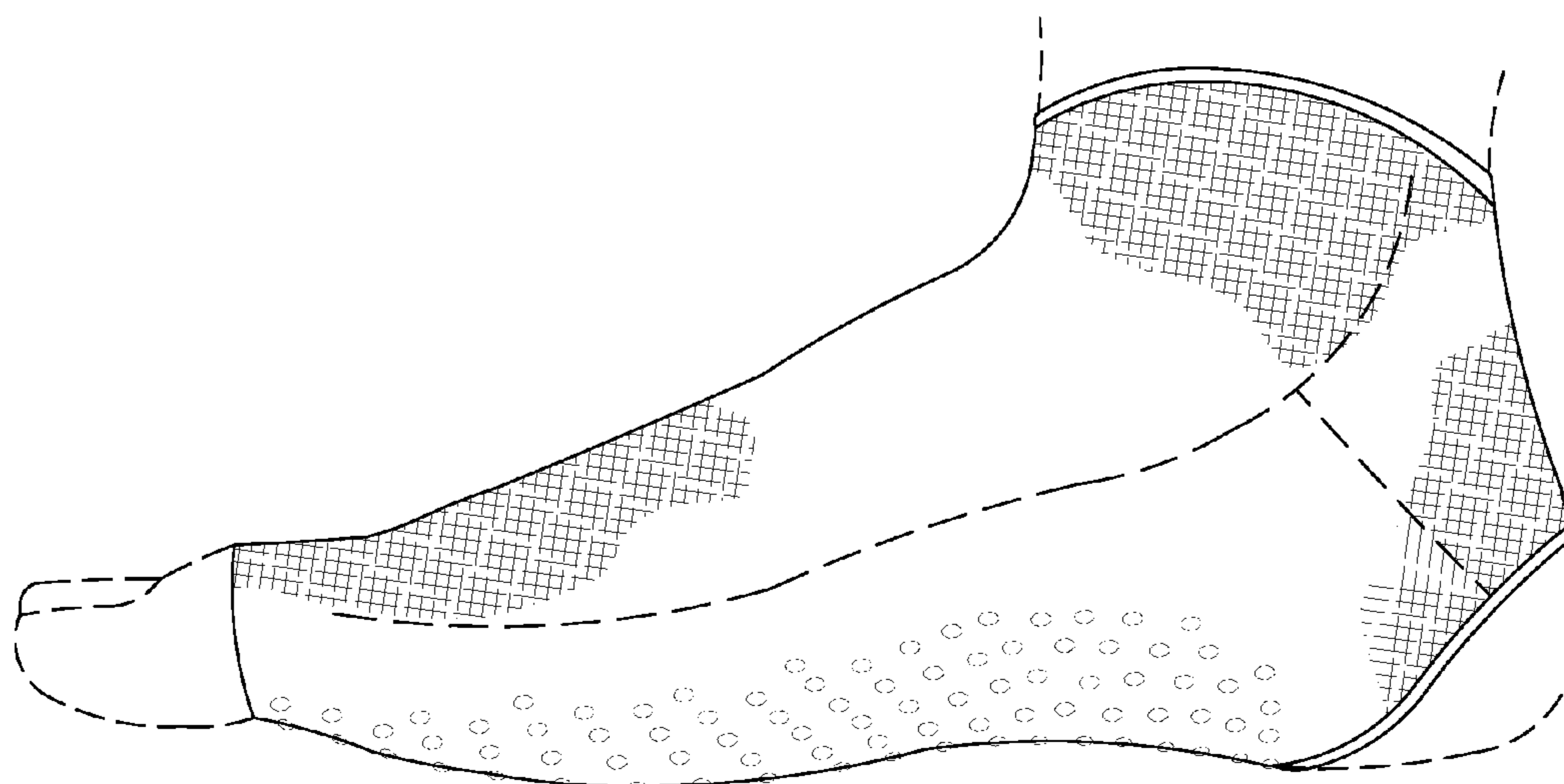
FIG. 5 is a front elevational view thereof; and,

FIG. 6 is a rear elevational view thereof.

The broken lines showing a foot and small circular elements illustrate environmental structure which forms no part of the claimed design.

The broken lines along the sides of the foot covering in FIGS. 1 and 2 indicate stitch lines which form part of the claimed design.

1 Claim, 3 Drawing Sheets



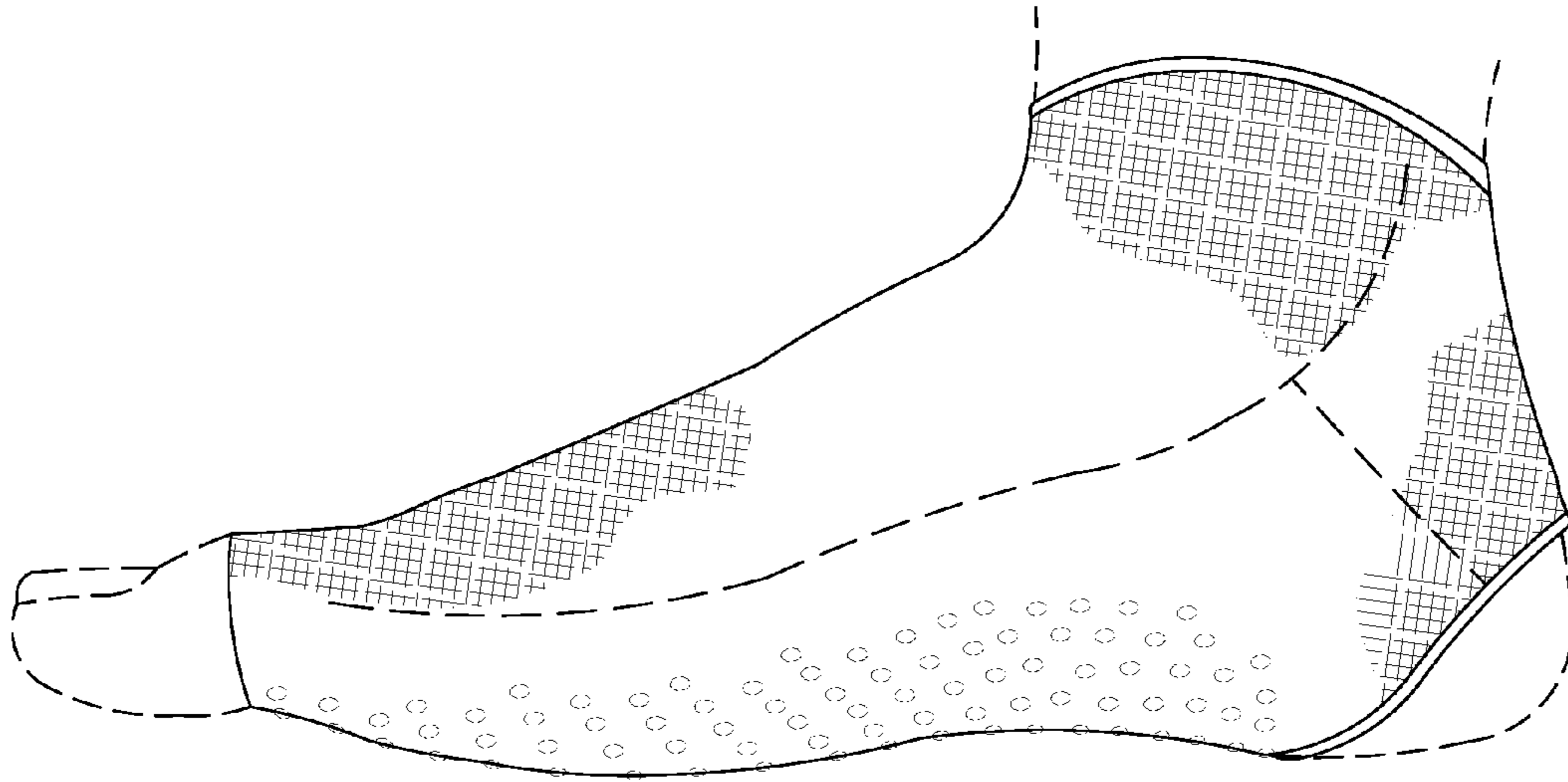


Fig-1

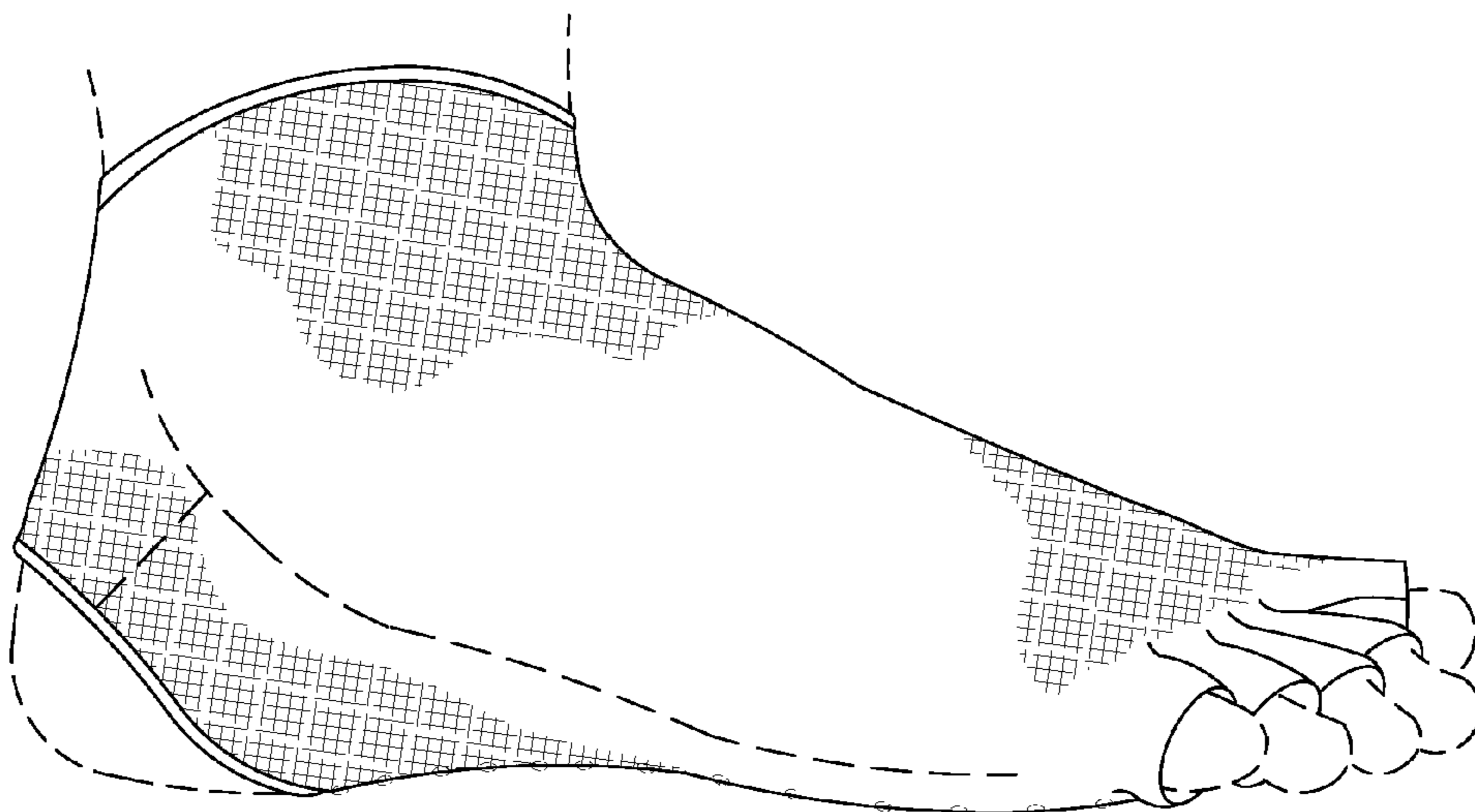


Fig-2

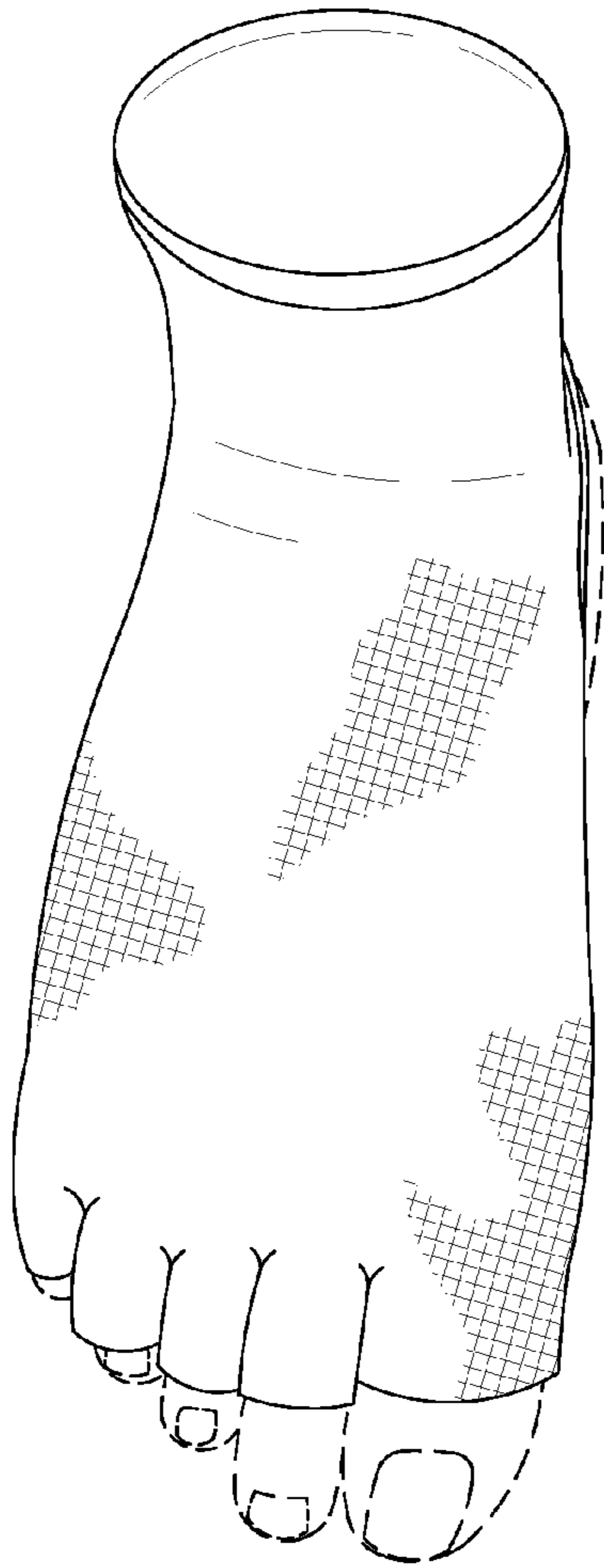


Fig-3

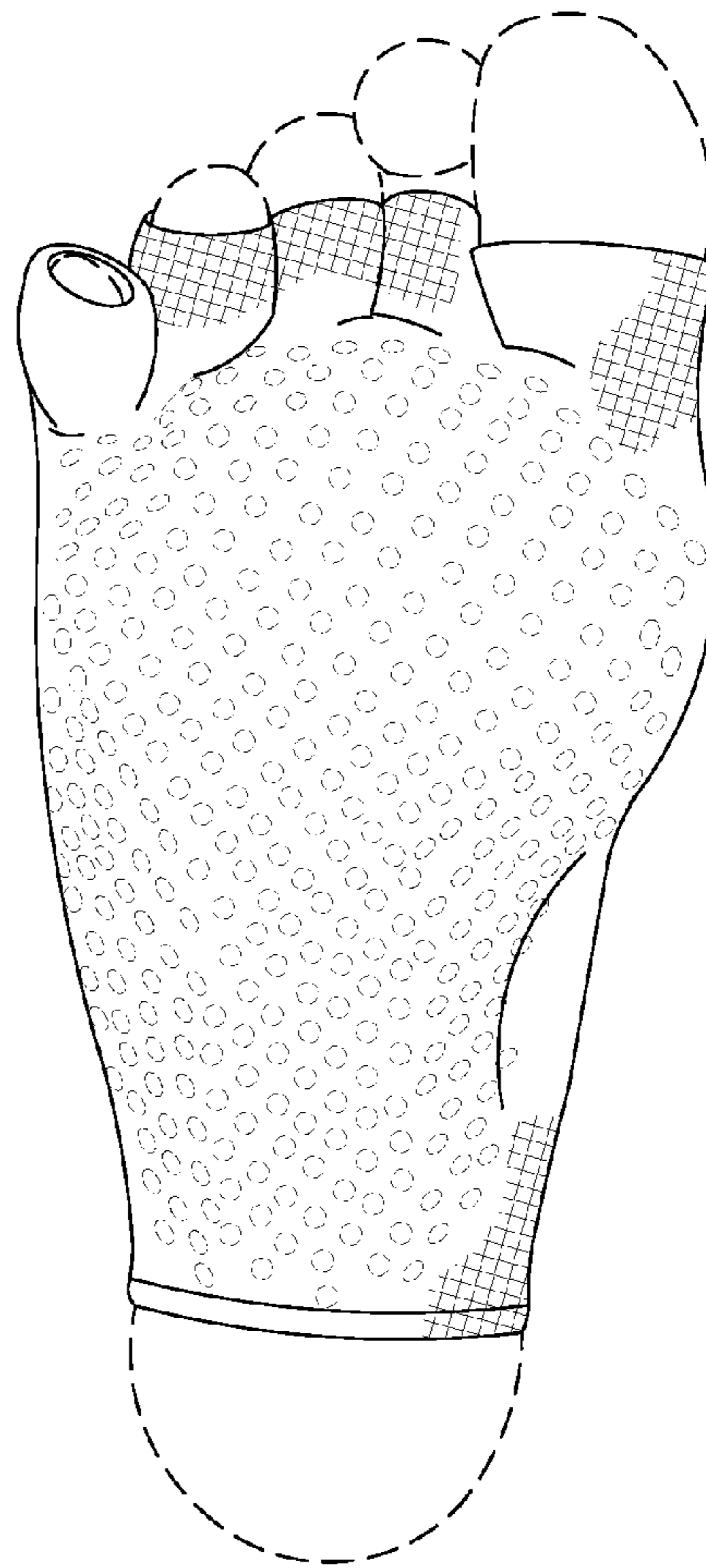


Fig-4

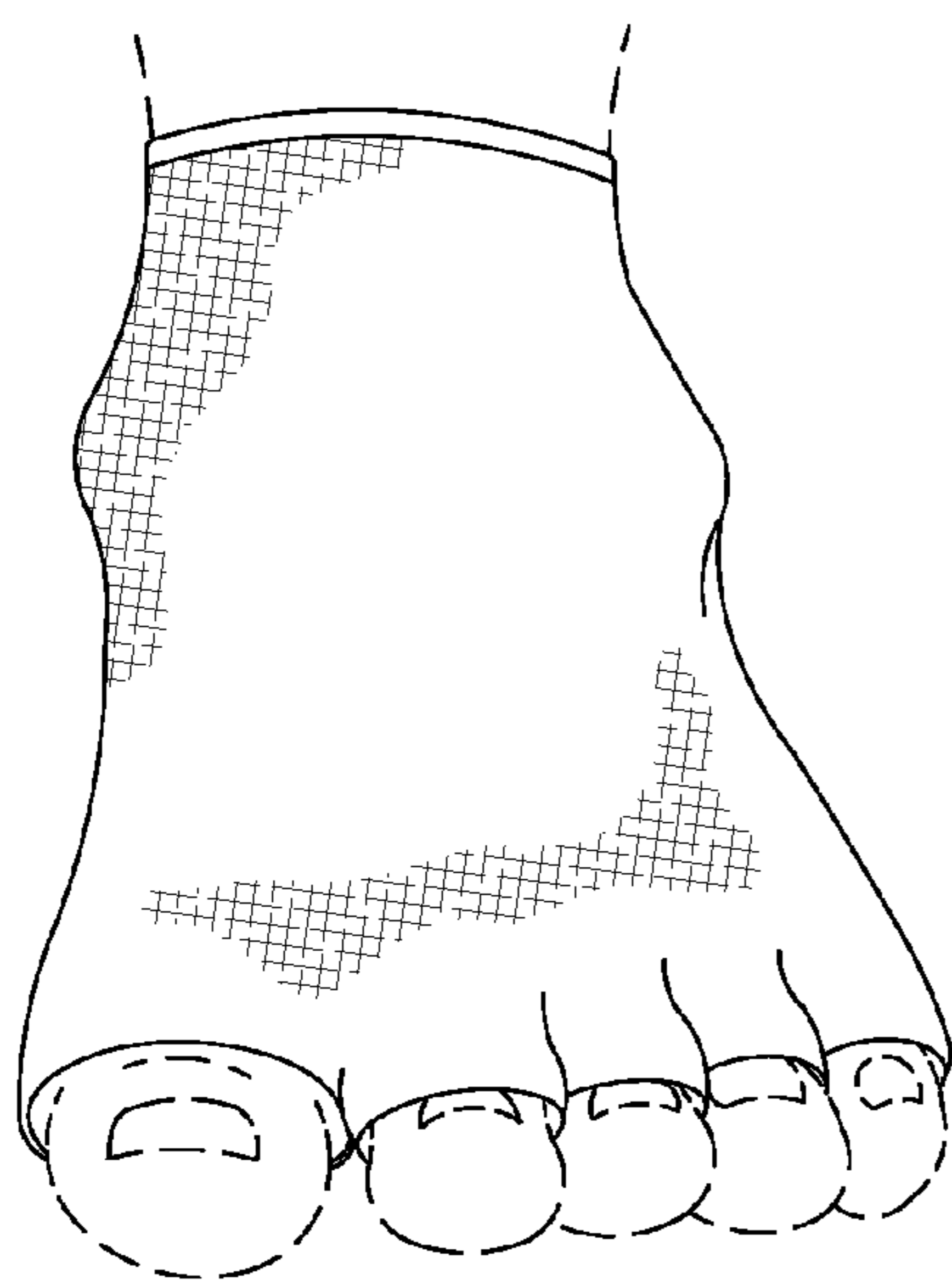


Fig-5

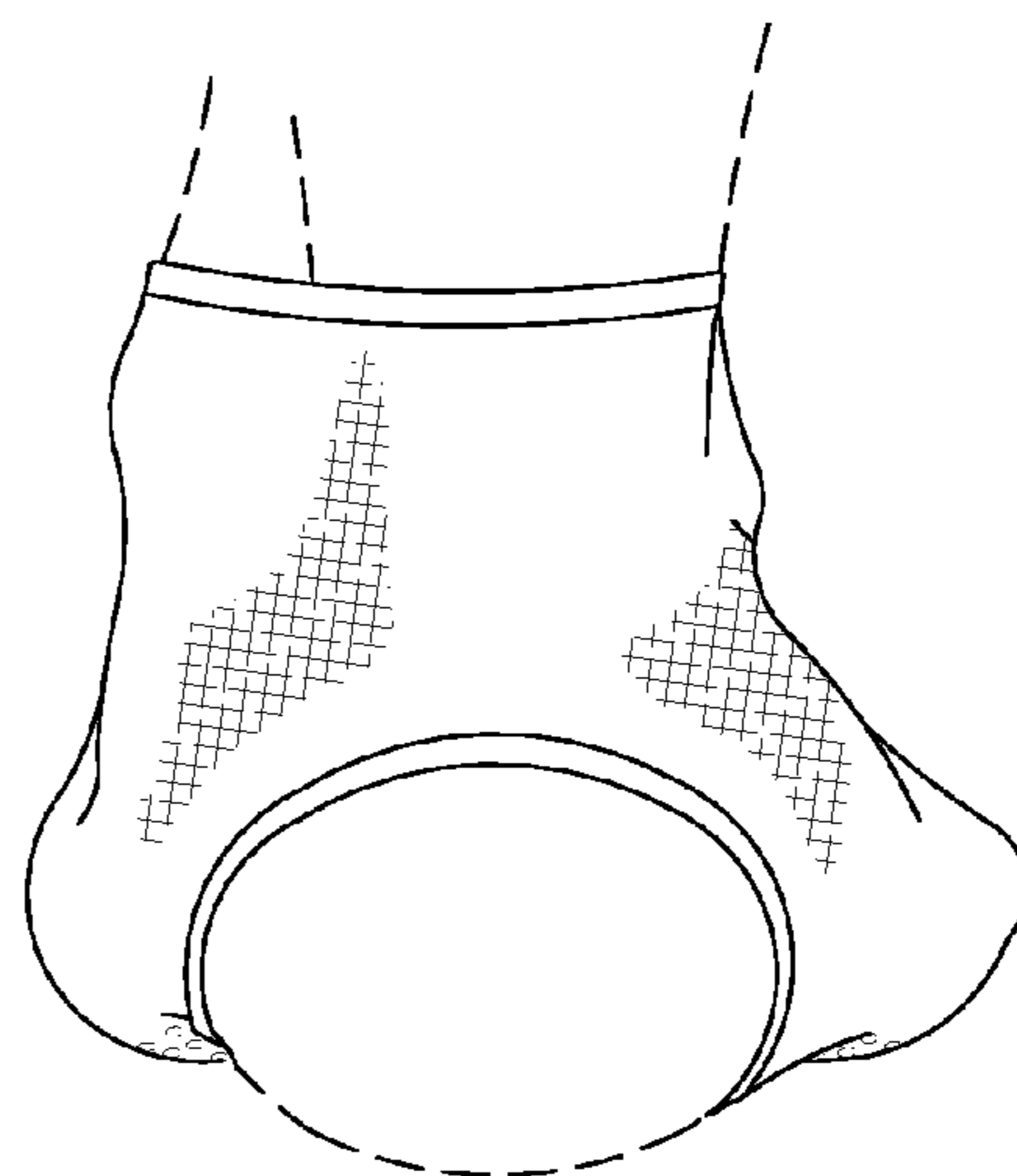


Fig-6