



US00D687138S

(12) **United States Design Patent**  
**Funnell, II**

(10) **Patent No.:** **US D687,138 S**  
(45) **Date of Patent:** **\*\* Jul. 30, 2013**

(54) **VENTILATION HOOD**

454/236, 250–253, 275–277, 284, 309, 367,  
454/368

(71) Applicant: **BSH Home Appliances Corporation**,  
Irvine, CA (US)

See application file for complete search history.

(72) Inventor: **Richard W. Funnell, II**, Corona del  
Mar, CA (US)

(56) **References Cited**

(73) Assignee: **BSH Home Appliances Corporation**,  
Irvine, CA (US)

U.S. PATENT DOCUMENTS

(\*\*) Term: **14 Years**

D247,510	S	*	3/1978	Kujawa, Jr.	.....	D23/373
D266,923	S	*	11/1982	Parks et al.	.....	D23/372
D285,834	S	*	9/1986	Morgan	.....	D23/373
D288,121	S	*	2/1987	Takahashi et al.	.....	D23/370
D320,847	S	*	10/1991	Lanigan	.....	D23/371
5,267,550	A	*	12/1993	Jang	.....	126/299 D
D532,507	S	*	11/2006	Vetter	.....	D23/372
D611,591	S	*	3/2010	Grey	.....	D23/372
D635,235	S	*	3/2011	Hoshino et al.	.....	D23/372
D659,232	S	*	5/2012	Funnell, II	.....	D23/371
2007/0256681	A1	*	11/2007	Chiang et al.	.....	126/299 R

(21) Appl. No.: **29/438,820**

(22) Filed: **Dec. 4, 2012**

\* cited by examiner

**Related U.S. Application Data**

(62) Division of application No. 29/398,036, filed on Jul.  
26, 2011, now Pat. No. Des. 677,775.

*Primary Examiner* — Garth Rademaker

(51) **LOC (9) Cl.** ..... **23-04**

(74) *Attorney, Agent, or Firm* — James E. Howard; Andre  
Pallapies

(52) **U.S. Cl.**  
USPC ..... **D23/371**

(57) **CLAIM**

The ornamental design for a ventilation hood, as shown and  
described.

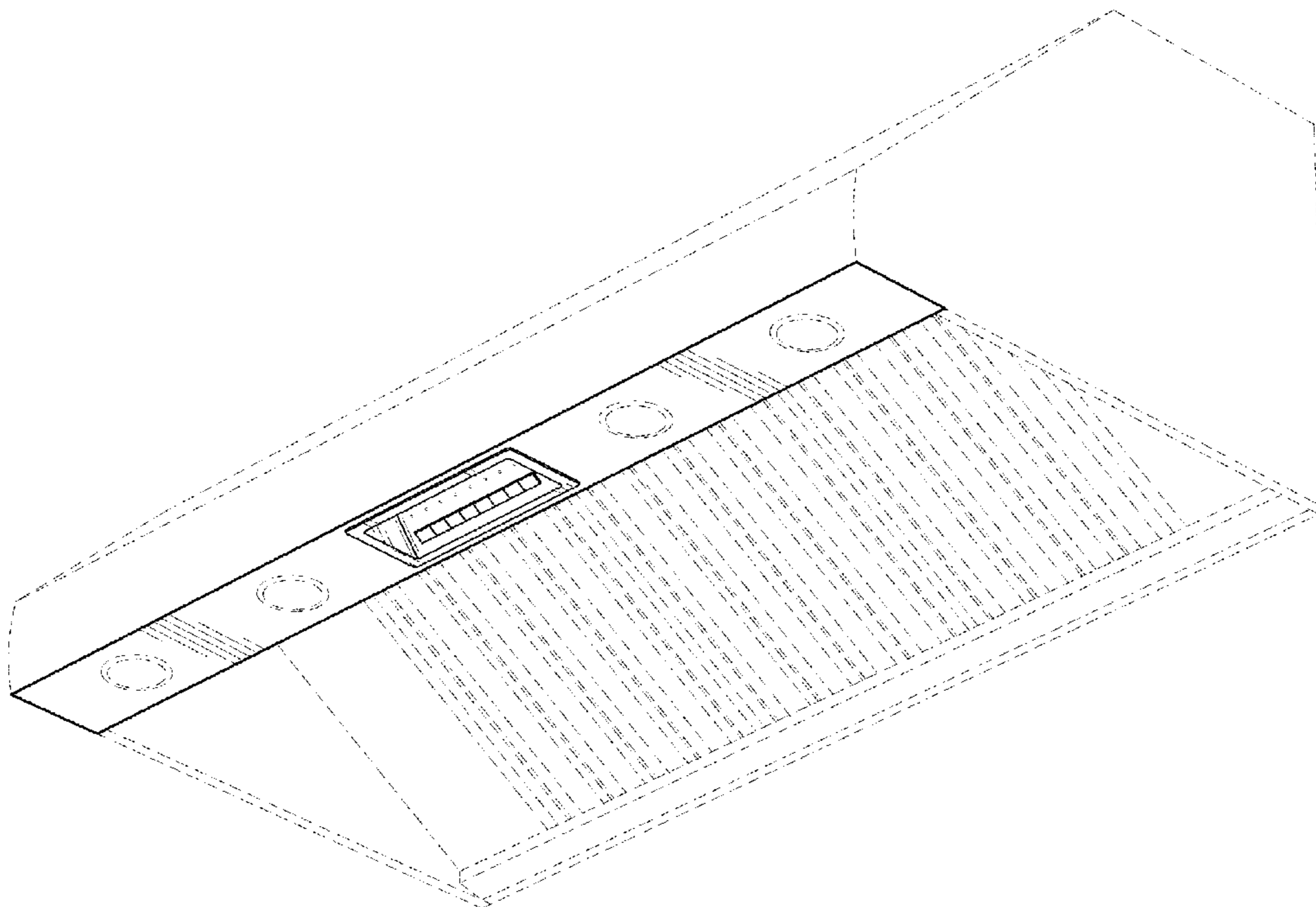
(58) **Field of Classification Search**

USPC .. D13/179; D23/370–394, 411–414; D26/51,  
D26/59, 72, 81–86; 34/169; 52/302.1, 302.7;  
55/DIG. 36; 123/41.7; 126/58, 60, 61, 64–66,  
126/84, 299 D–299 F, 299 R, 300, 301, 312,  
126/531; 138/118, 121, 172, 173, 177; 165/54,  
165/59; 285/133.6; 392/364; 415/126, 127,  
415/213.1, 214.1; 416/5, 204 R, 210 R, 234,  
416/237, 244 R, 247 R; 454/41, 42, 233,

**DESCRIPTION**

FIG. 1 is a perspective view of a ventilation hood according to  
our new ornamental design; and,  
FIG. 2 is a bottom view thereof.  
The broken lines represent environment or structure and do  
not form any part of the claimed design.

**1 Claim, 2 Drawing Sheets**



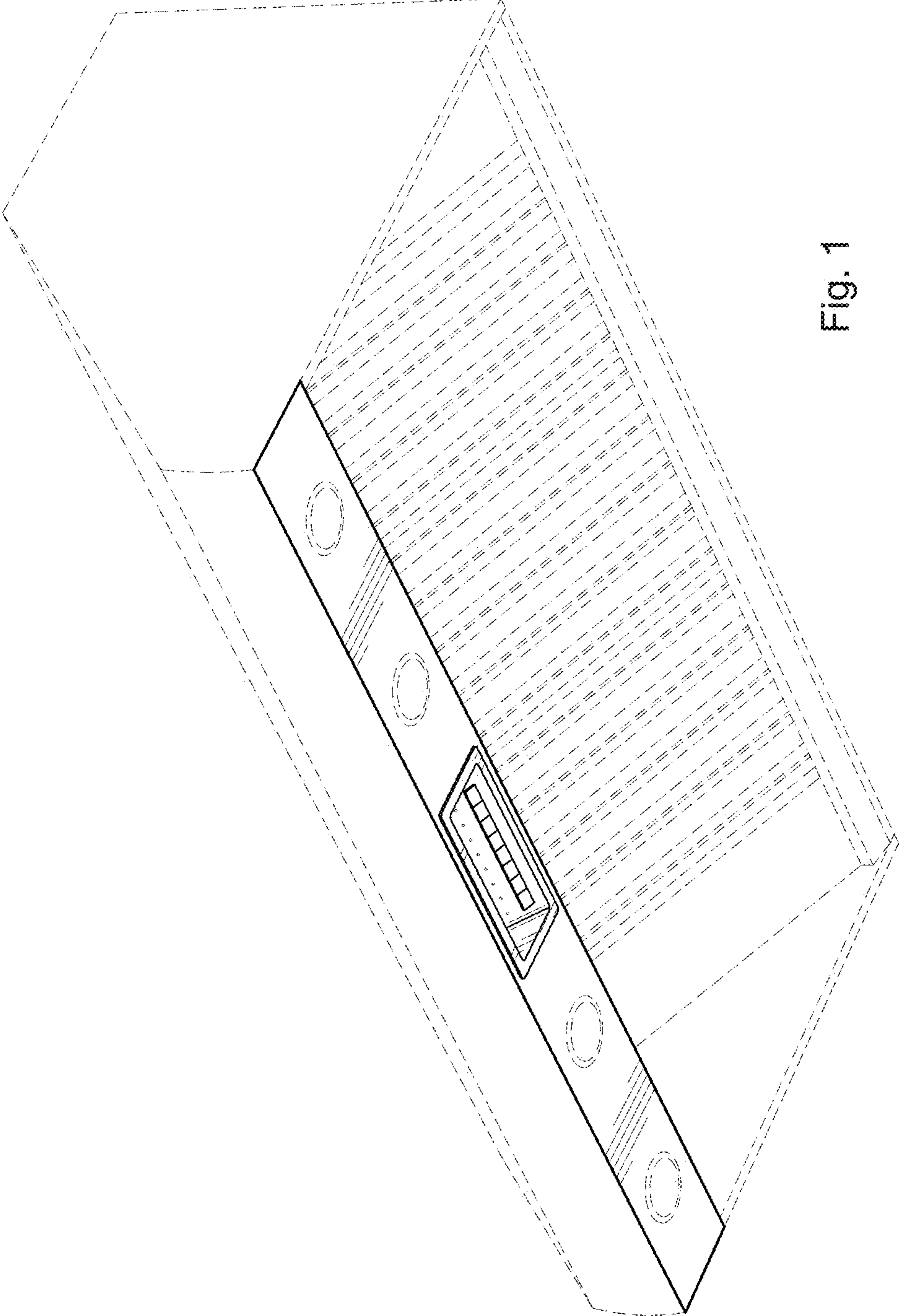


Fig. 1

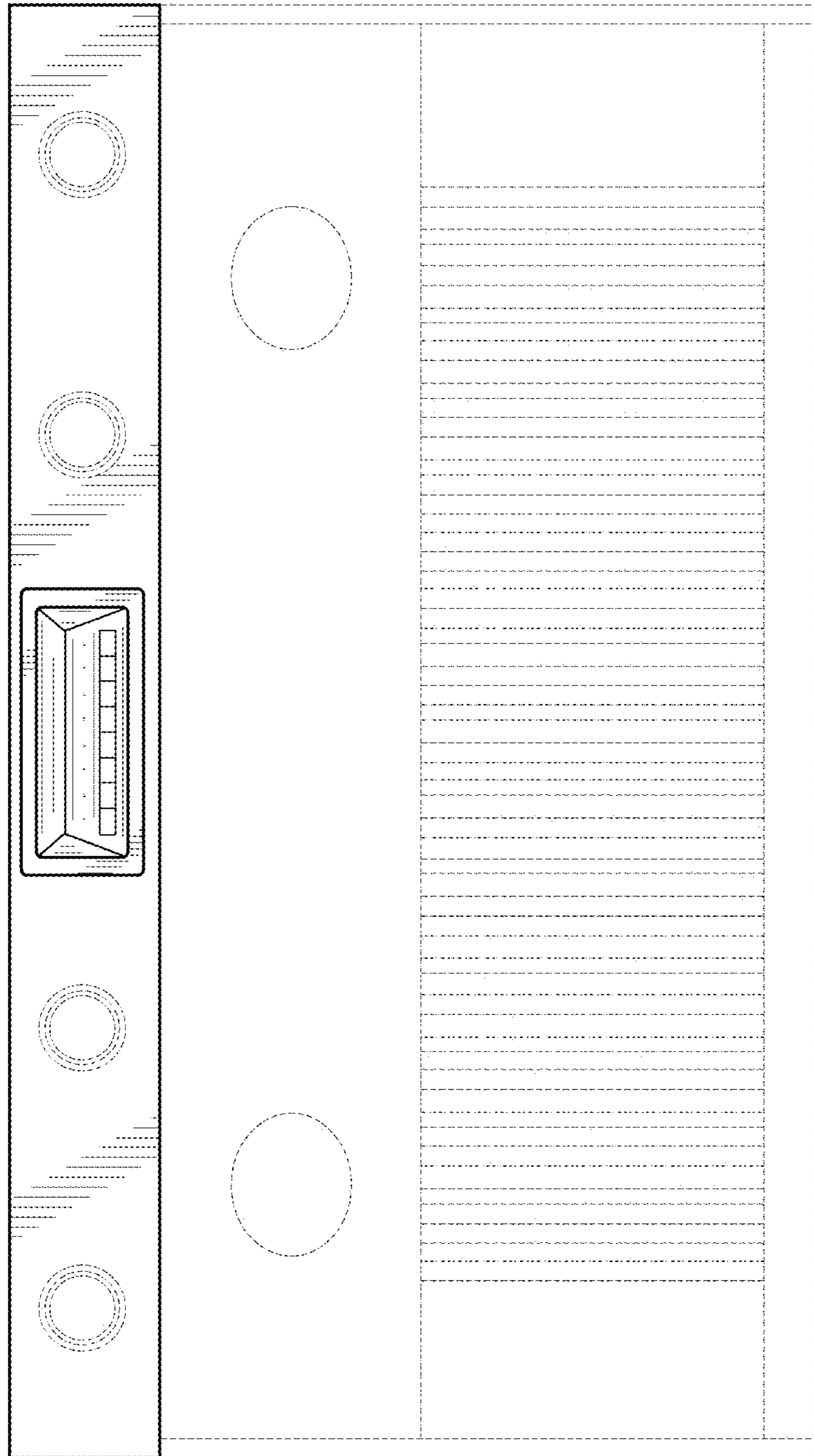


Fig. 2