



US00D687134S

(12) **United States Design Patent**
Lee

(10) **Patent No.:** **US D687,134 S**
(45) **Date of Patent:** **** Jul. 30, 2013**

(54) **BOILER EXTERIOR CASE**

(71) Applicant: **Kyungdong Navien Co., Ltd.**,
Pyeongtaek-si (KR)

(72) Inventor: **Chi-Young Lee**, Seoul (KR)

(73) Assignee: **Kyungdong Navien Co., Ltd.**,
Pyeongtaek-Si (KR)

(**) Term: **14 Years**

(21) Appl. No.: **29/421,796**

(22) Filed: **Sep. 26, 2012**

(30) **Foreign Application Priority Data**

Mar. 27, 2012 (KR) 30-2012-0014199

(51) **LOC (9) Cl.** **23-03**

(52) **U.S. Cl.**
USPC **D23/320**

(58) **Field of Classification Search**

USPC D23/314, 332, 335-350, 378, 370,
D23/381, 354, 351, 386, 333, 328, 353, 361,
D23/385, 417, 357, 334, 355, 359, 362, 366,
D23/320, 319, 318; 392/365, 367, 424, 383,
392/411, 360, 369, 373-376; 126/183, 110 B,
126/91 A, 92 A, 500, 544, 547; D99/29

See application file for complete search history.

(56) **References Cited**

U.S. PATENT DOCUMENTS

D483,844	S	*	12/2003	Yamamoto et al.	D23/320
D532,498	S	*	11/2006	Maegawa et al.	D23/318
D533,928	S	*	12/2006	Maegawa et al.	D23/318
D616,535	S	*	5/2010	Lee	D23/318
D616,536	S	*	5/2010	Lee	D23/318
D662,195	S	*	6/2012	Watanabe et al.	D23/320
2007/0126320	A1	*	6/2007	Huang	312/236
2007/0205292	A1	*	9/2007	Kwak	236/21 B
2007/0205293	A1	*	9/2007	Kwak	236/21 B
2008/0107410	A1	*	5/2008	White	392/466

* cited by examiner

Primary Examiner — T. Chase Nelson

Assistant Examiner — Ania Aman

(74) *Attorney, Agent, or Firm* — Hershkovitz & Associates, PLLC; Abraham Hershkovitz

(57) **CLAIM**

The ornamental design for a boiler exterior case, as shown and described.

DESCRIPTION

FIG. 1 is a perspective view of a boiler exterior case, showing my new design.

FIG. 2 is a front view of the boiler exterior case of FIG. 1.

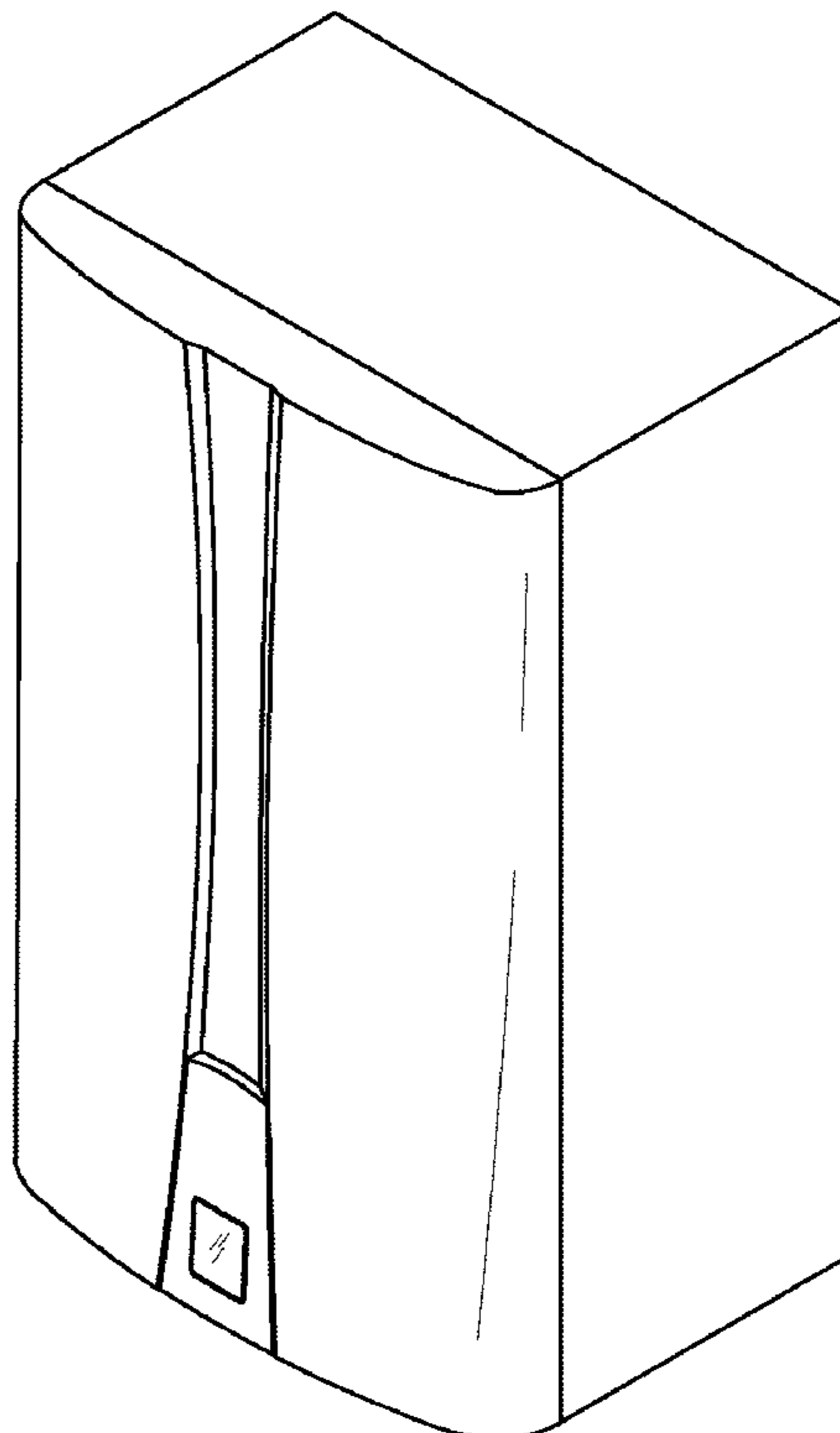
FIG. 3 is a rear view of the boiler exterior case of FIG. 1.

FIG. 4 is a left side view of the boiler exterior case of FIG. 1.

FIG. 5 is a right side view of the boiler exterior case of FIG. 1.

FIG. 6 is a top view of the boiler exterior case of FIG. 1; and, FIG. 7 is a bottom view of the boiler exterior case of FIG. 1.

1 Claim, 7 Drawing Sheets



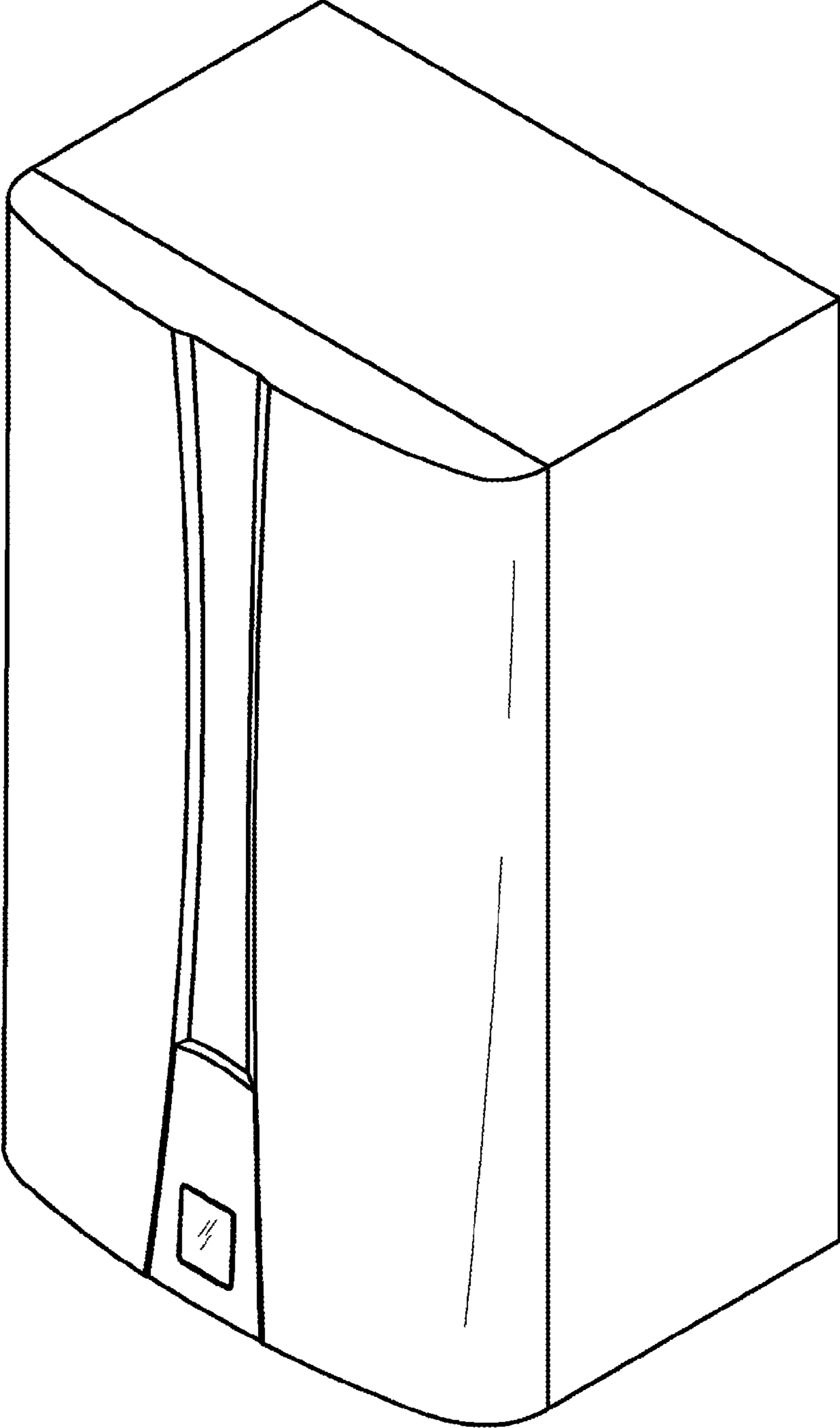


FIG. 1

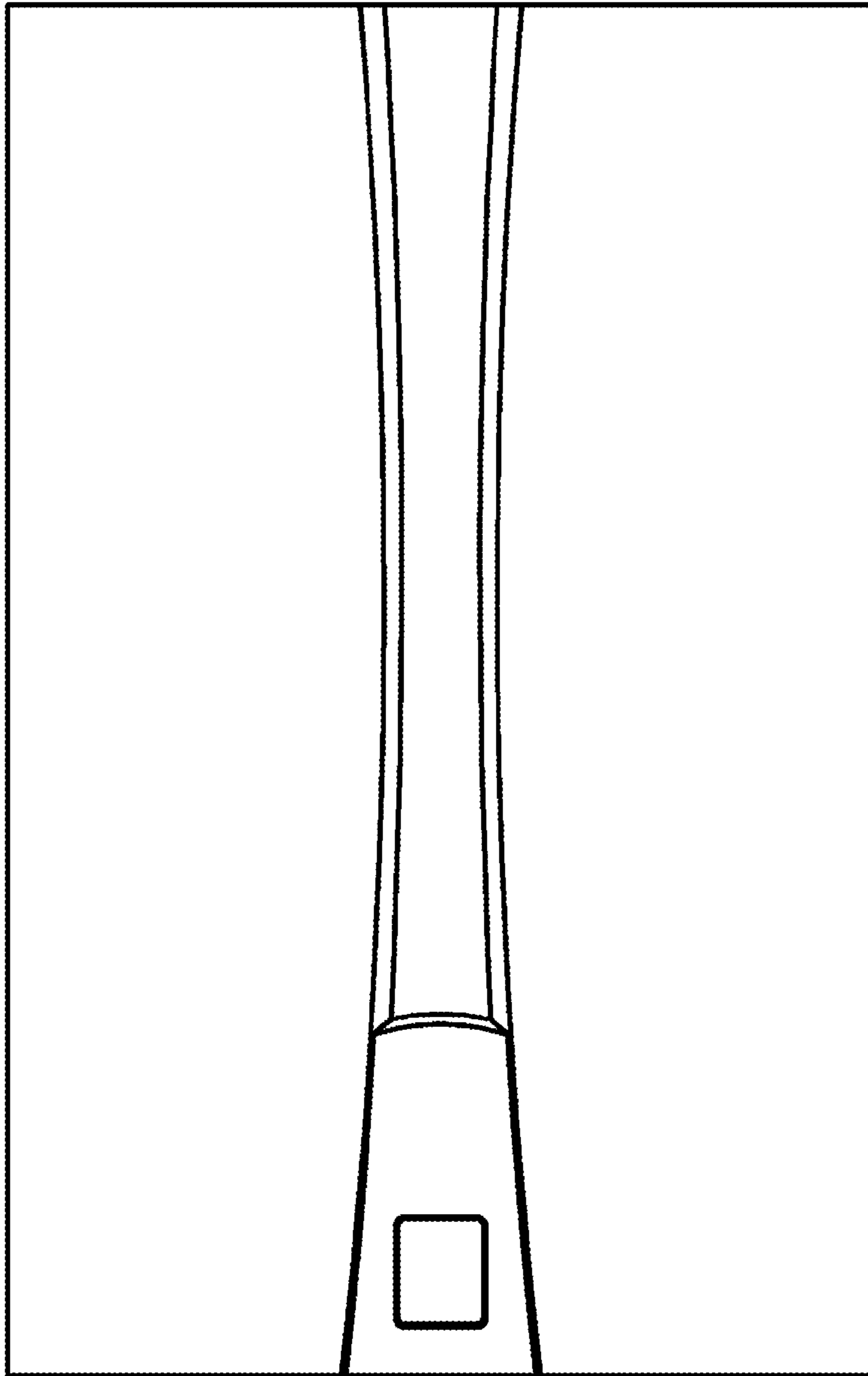


FIG. 2




FIG. 3




FIG. 4




FIG. 5

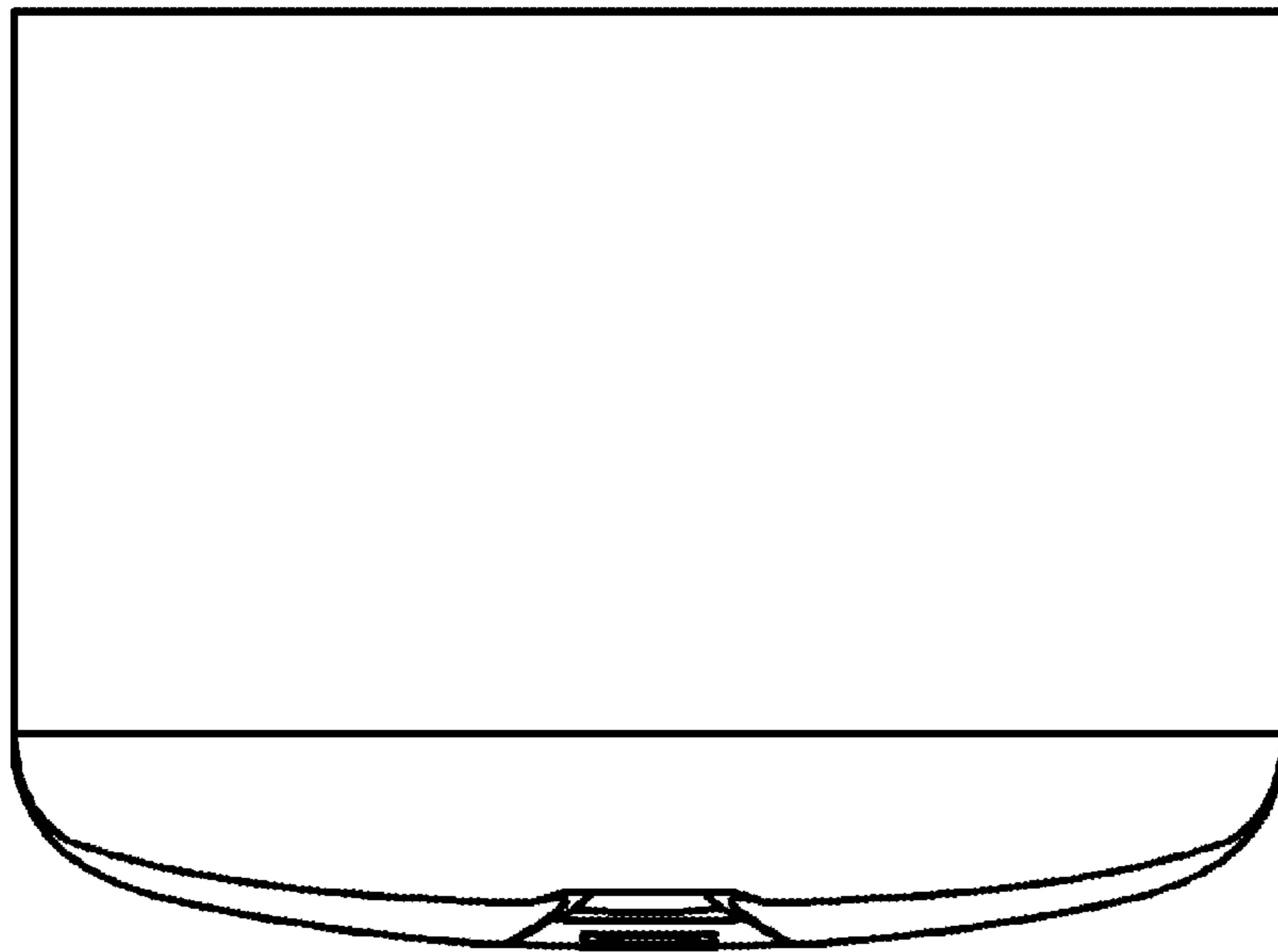


FIG. 6

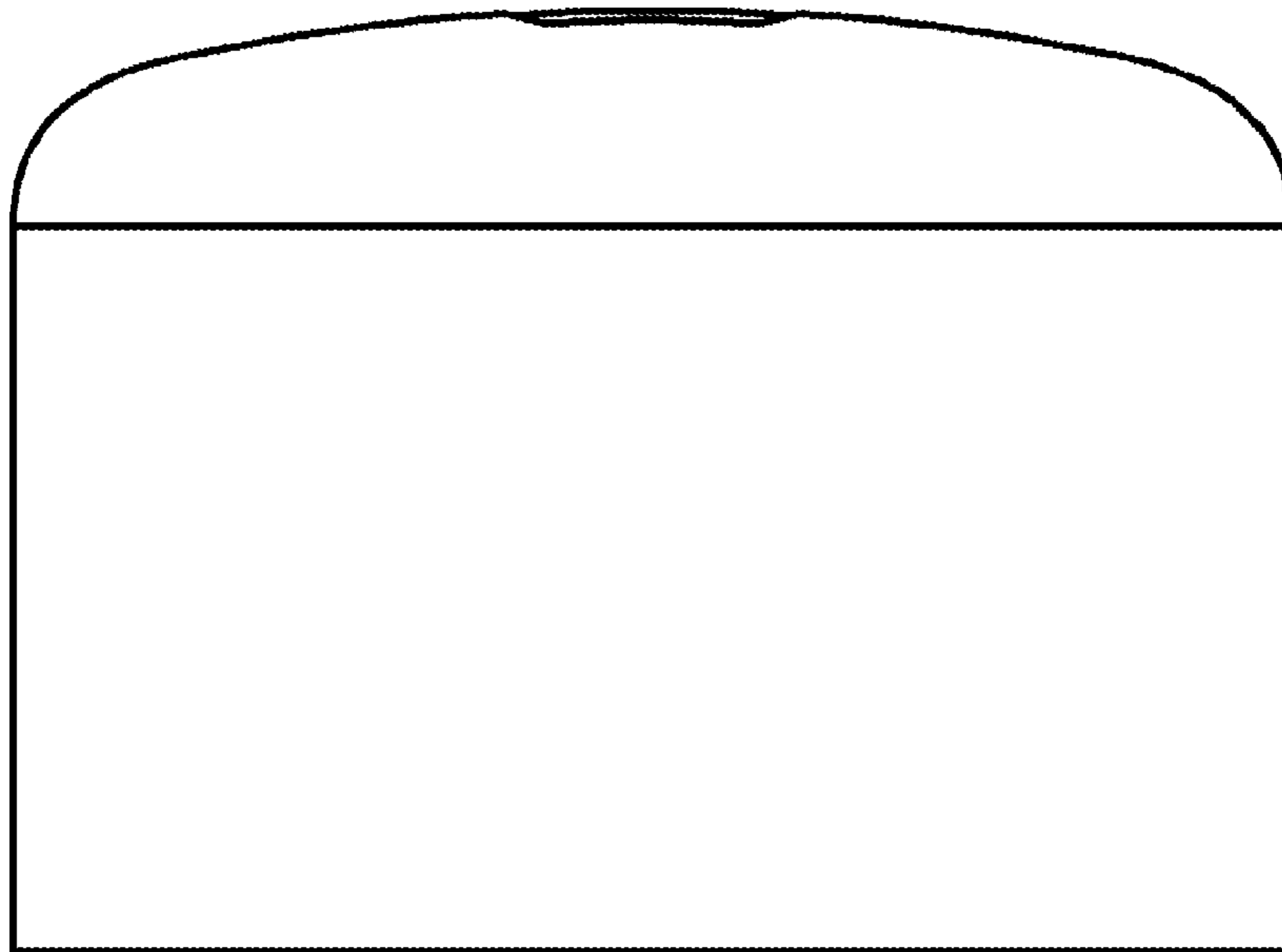


FIG. 7