



US00D687132S

(12) **United States Design Patent**  
**Snelling**

(10) **Patent No.:** **US D687,132 S**  
(45) **Date of Patent:** **\*\* Jul. 30, 2013**

- (54) **POOLSIDE GRATE**
- (75) Inventor: **Peter Snelling**, West Lake (AU)
- (73) Assignee: **Hydrotech Pty Ltd.** (AU)
- (\*\*) Term: **14 Years**
- (21) Appl. No.: **29/427,799**
- (22) Filed: **Jul. 23, 2012**
- (51) **LOC (9) Cl.** ..... **23-01**
- (52) **U.S. Cl.**  
USPC ..... **D23/261**
- (58) **Field of Classification Search**  
USPC ..... D23/260–261, 267; D25/2, 53, 153,  
D25/156, 154, 155; 52/168, 169.5, 169.7,  
52/302.3; 4/507, 508, 510  
See application file for complete search history.

7,393,153	B2 *	7/2008	Woodson et al.	.....	404/2
D636,099	S *	4/2011	Curtin et al.	.....	D25/156
2001/0030149	A1 *	10/2001	Naddy	.....	210/162
2002/0178660	A1 *	12/2002	Lawson	.....	52/168
2004/0003549	A1 *	1/2004	Lawson	.....	52/168
2004/0005192	A1 *	1/2004	Chapek	.....	405/39
2006/0078377	A1 *	4/2006	Woodson et al.	.....	404/2
2012/0107044	A1 *	5/2012	Bartley et al.	.....	404/2

\* cited by examiner

*Primary Examiner* — Eric Goodman  
(74) *Attorney, Agent, or Firm* — Akerman Senterfitt


(57) **CLAIM**  
The ornamental design of a poolside grate, as shown and described.

**DESCRIPTION**

FIG. 1 is a top view of a poolside grate;  
FIG. 2 is a left side view thereof;  
FIG. 3 is a right side view thereof;  
FIG. 4 is a perspective view thereof;  
FIG. 5 is a left end view thereof;  
FIG. 6 is a right end view thereof; and,  
FIG. 7 is a bottom view thereof.

**1 Claim, 5 Drawing Sheets**

- (56) **References Cited**  
  
U.S. PATENT DOCUMENTS  
D349,774 S \* 8/1994 Kongsgaard ..... D25/156  
D437,427 S \* 2/2001 Shaffer ..... D25/156  
6,805,517 B2 \* 10/2004 Chapek ..... 405/43  
7,121,759 B2 \* 10/2006 Woodson et al. .... 404/2



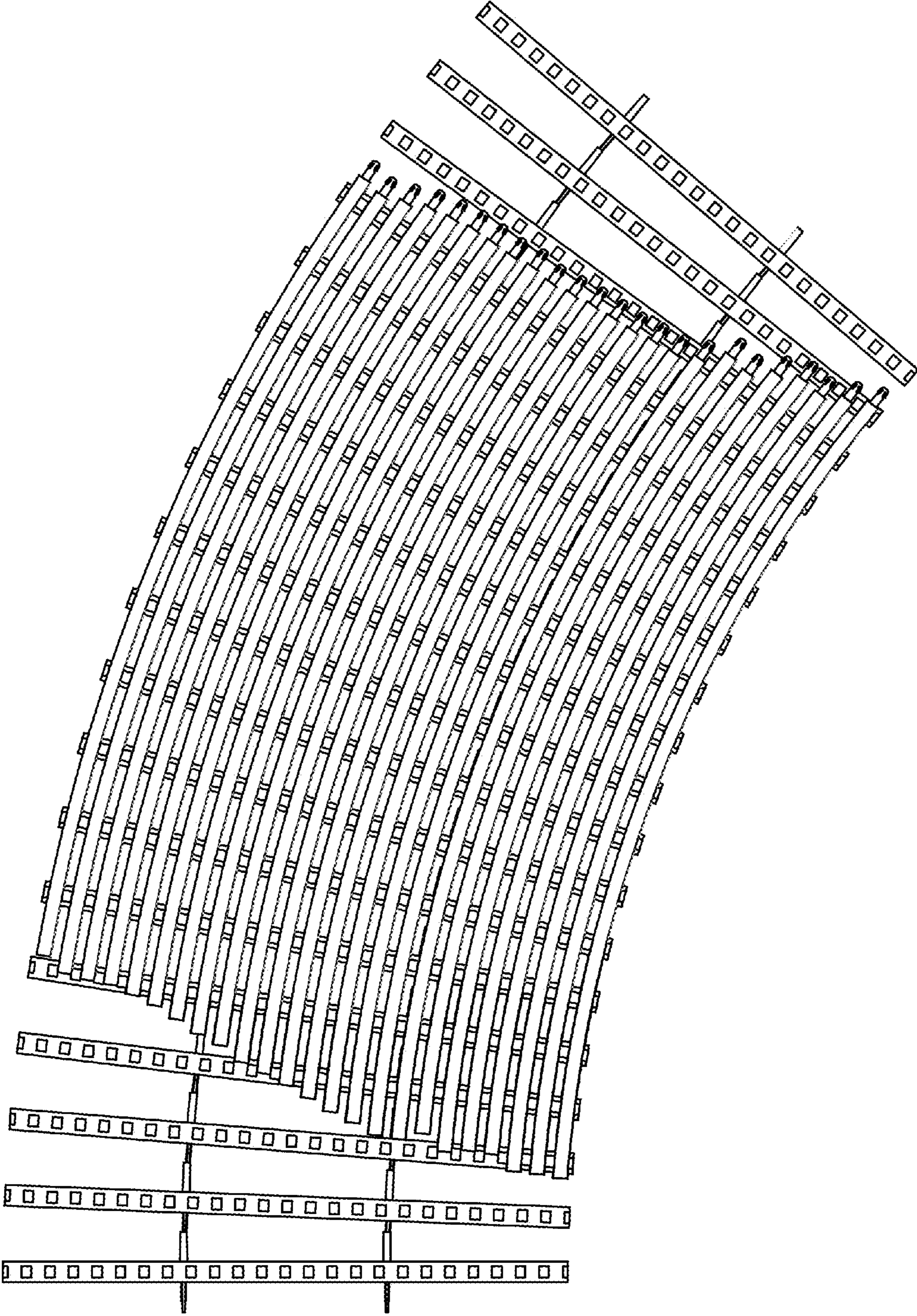


Figure 1



Figure 3

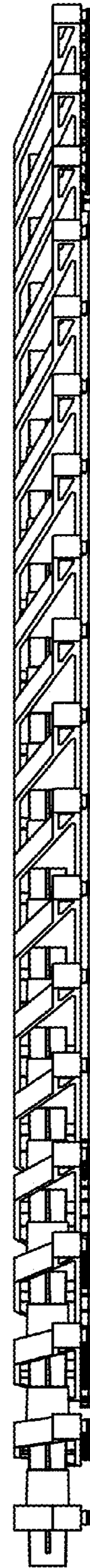


Figure 2




Figure 4



Figure 6



Figure 5

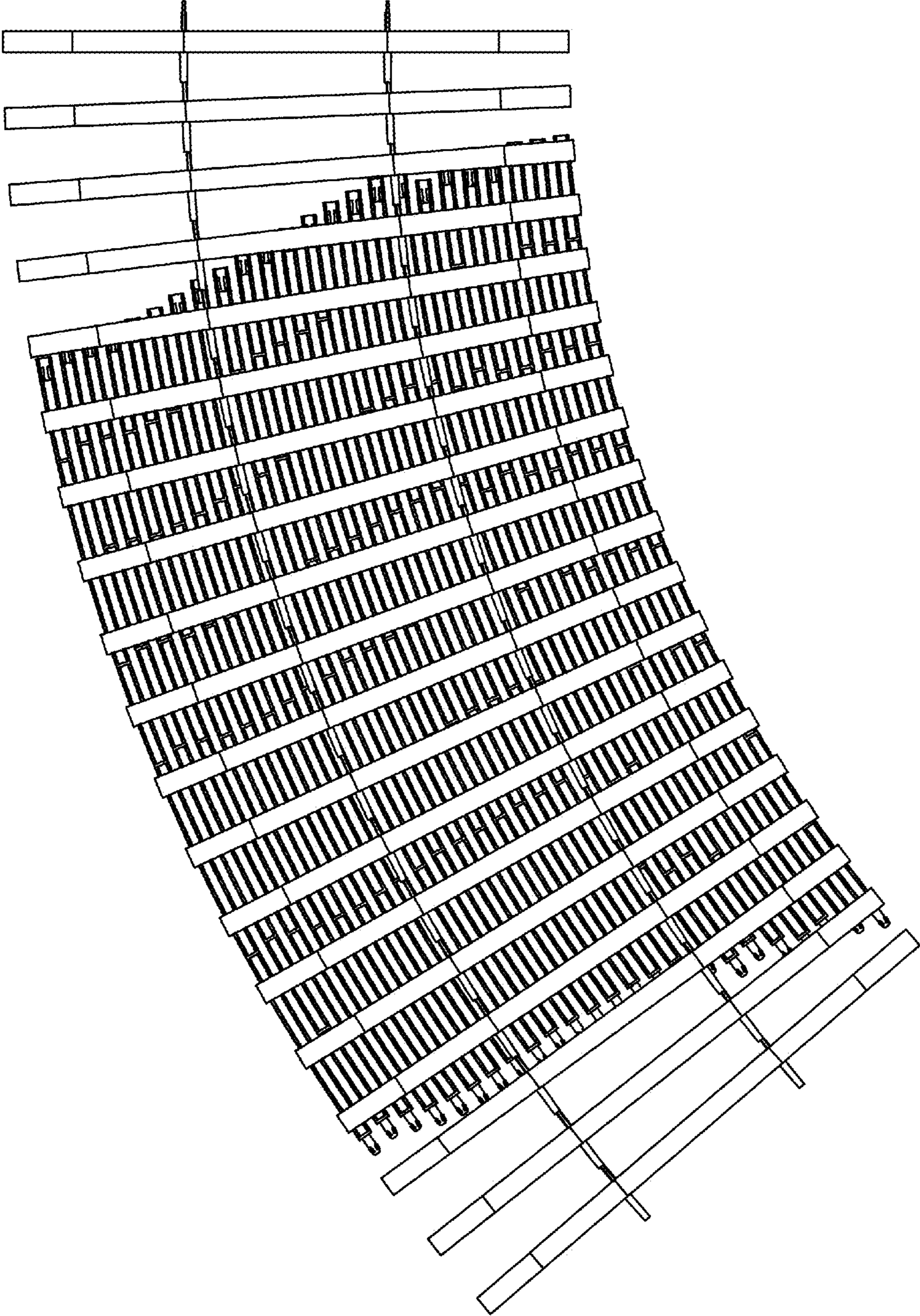


Figure 7