



US00D687114S

(12) **United States Design Patent**  
**Gallet**

(10) **Patent No.:** **US D687,114 S**

(45) **Date of Patent:** **\*\* Jul. 30, 2013**

(54) **WATER SPORTS EQUIPMENT**

(75) Inventor: **Axelle Gallet**, Arras (FR)

(73) Assignee: **Decathlon S.A.**, Villeneuve d'Aseq  
Cedex (FR)

(\*\*) Term: **14 Years**

(21) Appl. No.: **29/374,834**

(22) Filed: **Oct. 12, 2011**

(51) **LOC (9) Cl.** ..... **21-06**

(52) **U.S. Cl.**  
USPC ..... **D21/803**

(58) **Field of Classification Search**  
USPC ..... D21/769-770, 801, 803, 809; 114/253,  
114/345-346; 441/35, 66, 74, 40-42, 129-132;  
472/128-129; D12/5, 6, 316; D6/392, 595,  
D6/596, 601, 604, 605  
See application file for complete search history.

(56) **References Cited**

U.S. PATENT DOCUMENTS

D280,005 S *	8/1985	Jones	.....	D21/805
D310,700 S *	9/1990	Jones	.....	D21/805
4,986,786 A *	1/1991	Helt et al.	.....	441/120
D319,679 S *	9/1991	Haley	.....	D21/803
D344,120 S *	2/1994	Helt et al.	.....	D21/804
5,516,320 A *	5/1996	LaPlant	.....	441/106
5,685,753 A *	11/1997	Canela et al.	.....	441/129
5,791,958 A *	8/1998	Yeung	.....	441/130
5,921,898 A *	7/1999	McDonald	.....	482/111

\* cited by examiner

*Primary Examiner* — Zenia Bennett

(74) *Attorney, Agent, or Firm* — Fross Zelnick Lehrman &  
Zissu, P.C.; Charles T. J. Weigell, Esq.

(57) **CLAIM**

The ornamental design for water sports equipment, as shown and described.

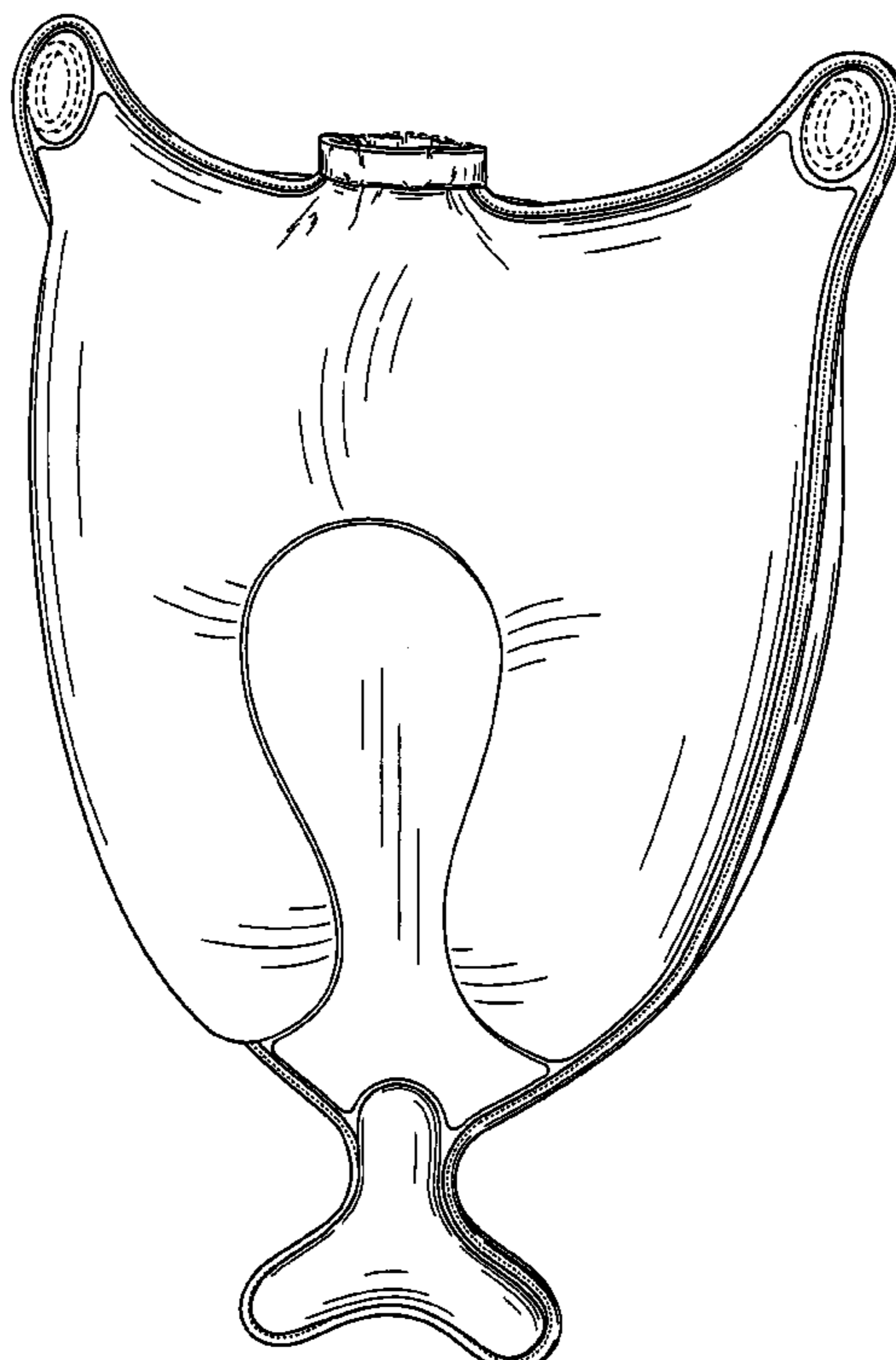
**DESCRIPTION**

FIG. 1 is a front perspective view of water sports equipment showing my new design;  
FIG. 2 is a front view of the water sports equipment shown in FIG. 1;  
FIG. 3 is a bottom view of the water sports equipment shown in FIG. 1;  
FIG. 4 is a right side view of the water sports equipment shown in FIG. 1;  
FIG. 5 is a left side view of the water sports equipment shown in FIG. 1;  
FIG. 6 is a top view of the water sports equipment shown in FIG. 1;  
FIG. 7 is a bottom view of the water sports equipment shown in FIG. 1; and,  
FIG. 8 is a top perspective view of the water sports equipment shown in FIG. 1.

The broken line depicting the circular openings, valve, buckle, and portion of the closure strap, shows unclaimed subject matter.

The broken lines other than those depicting the circular handles, valve, buckle, and portion of the closure strap are understood to represent stitching.

**1 Claim, 6 Drawing Sheets**



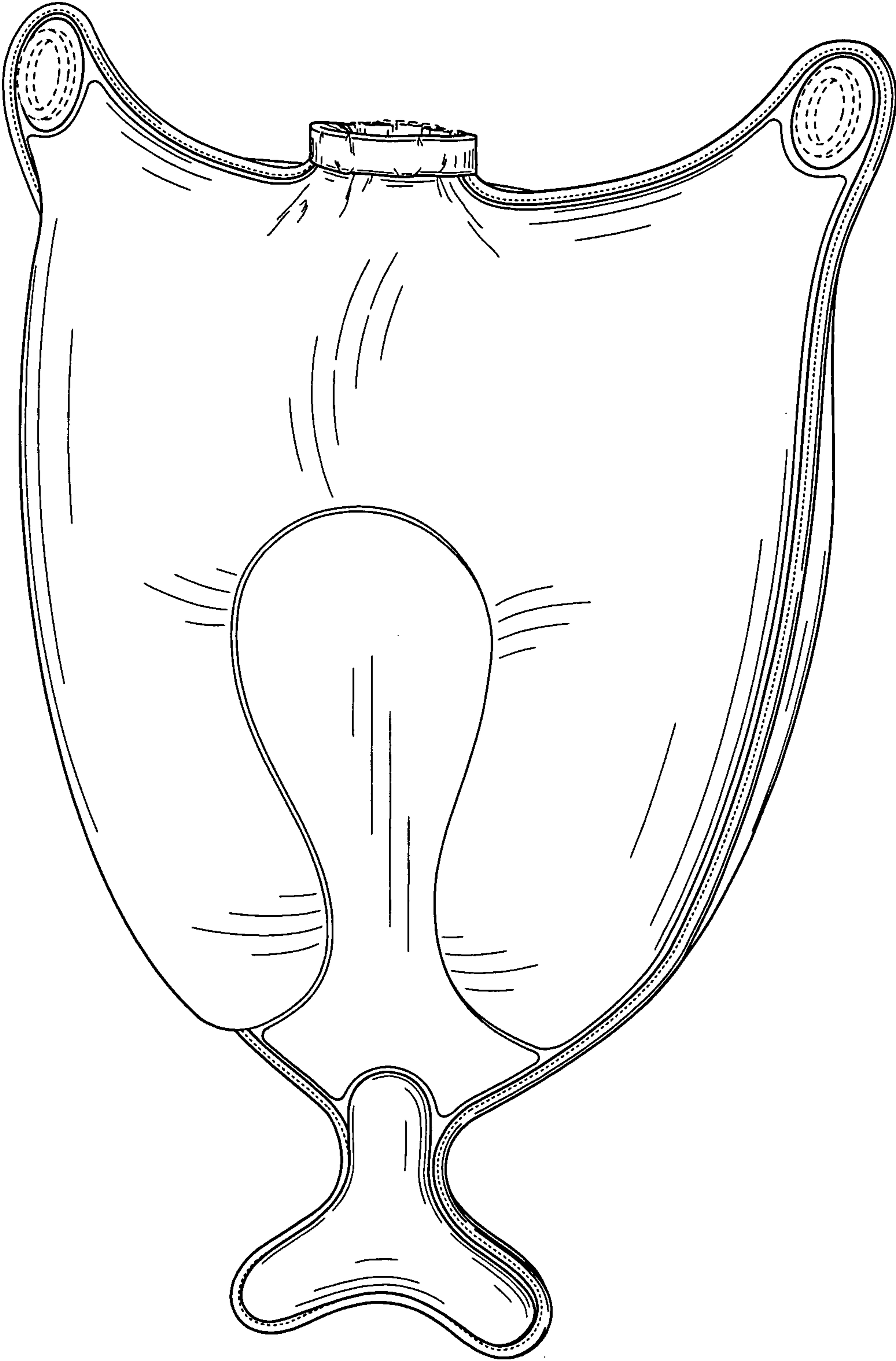


FIG. 1

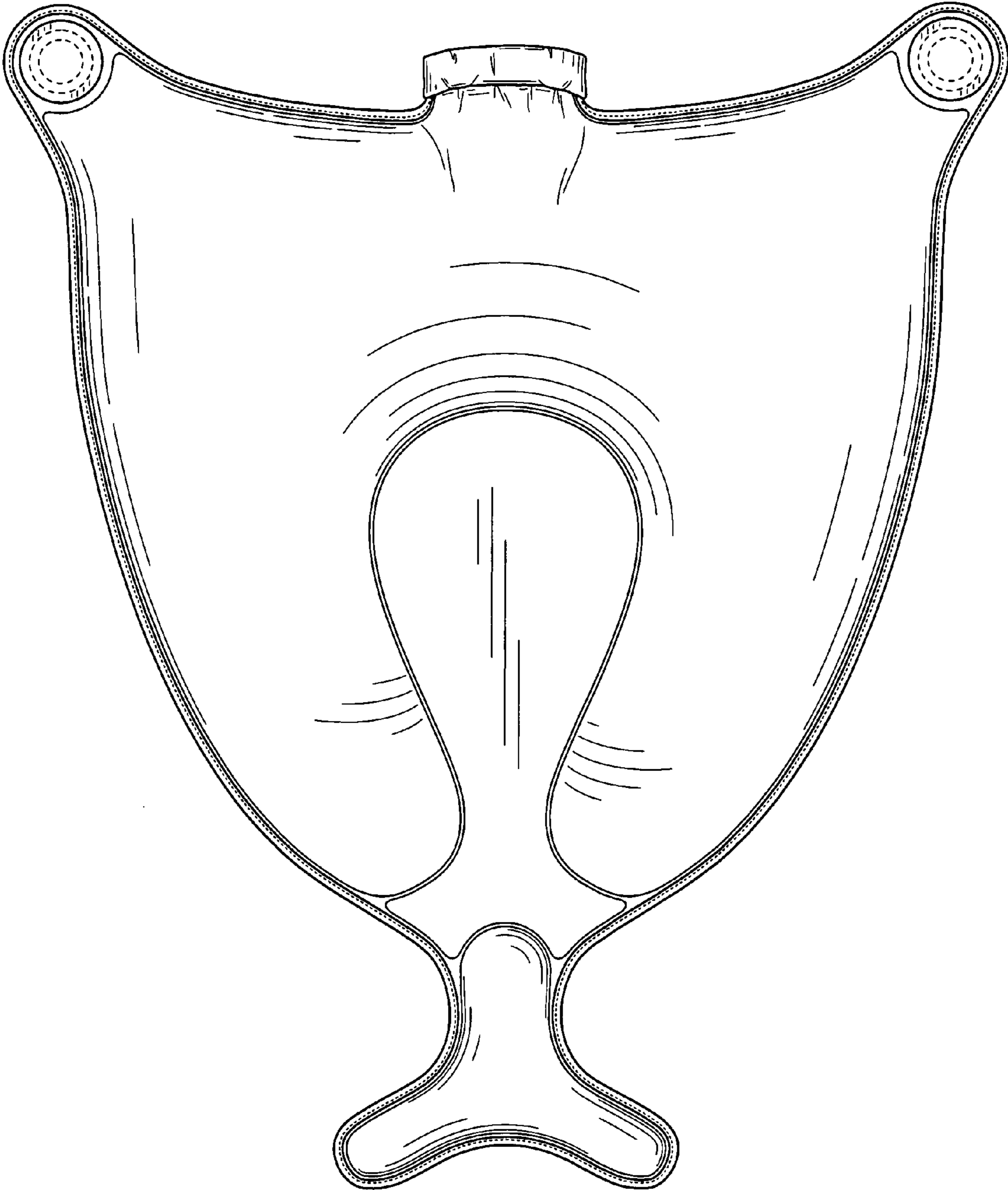


FIG. 2

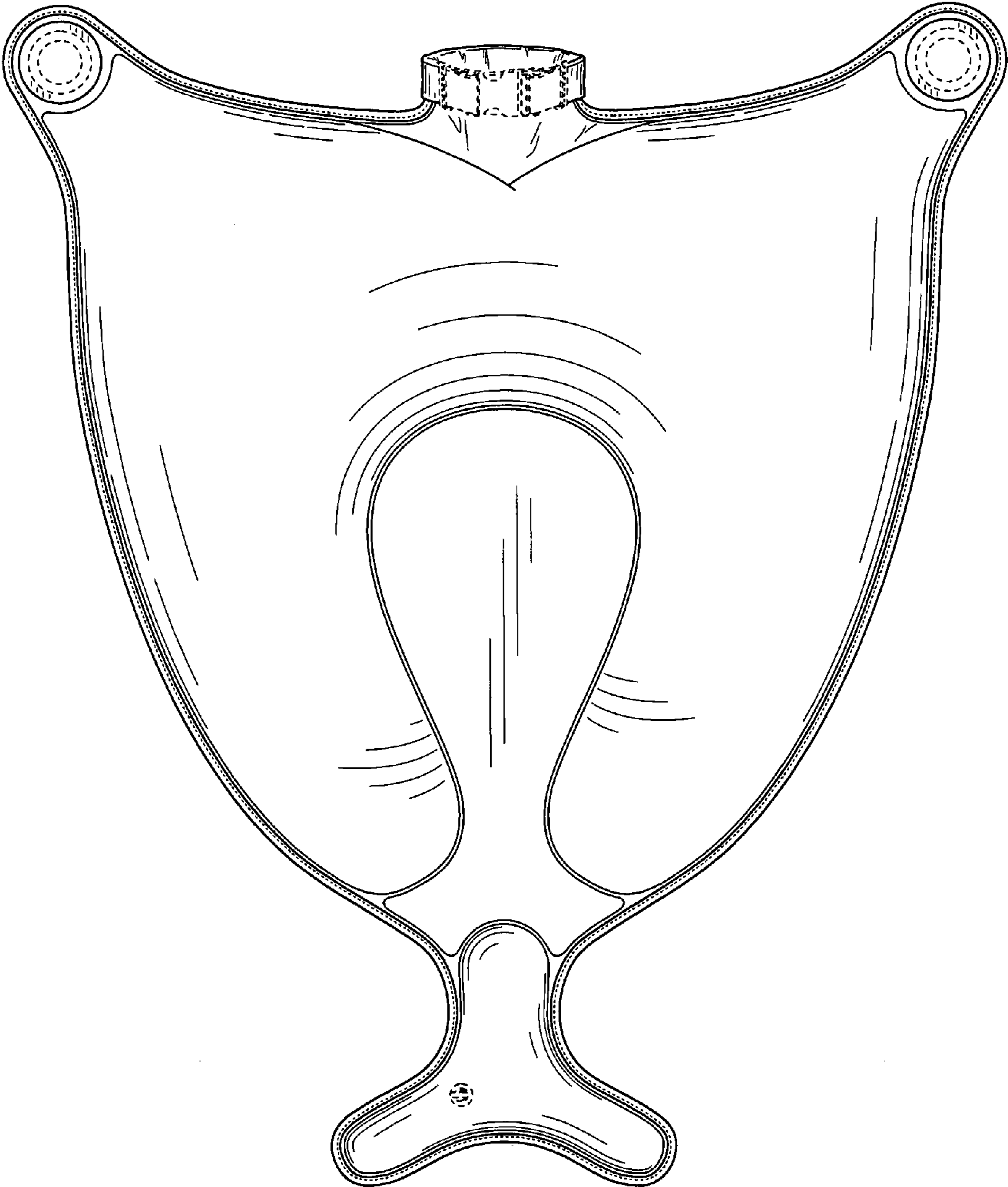


FIG. 3

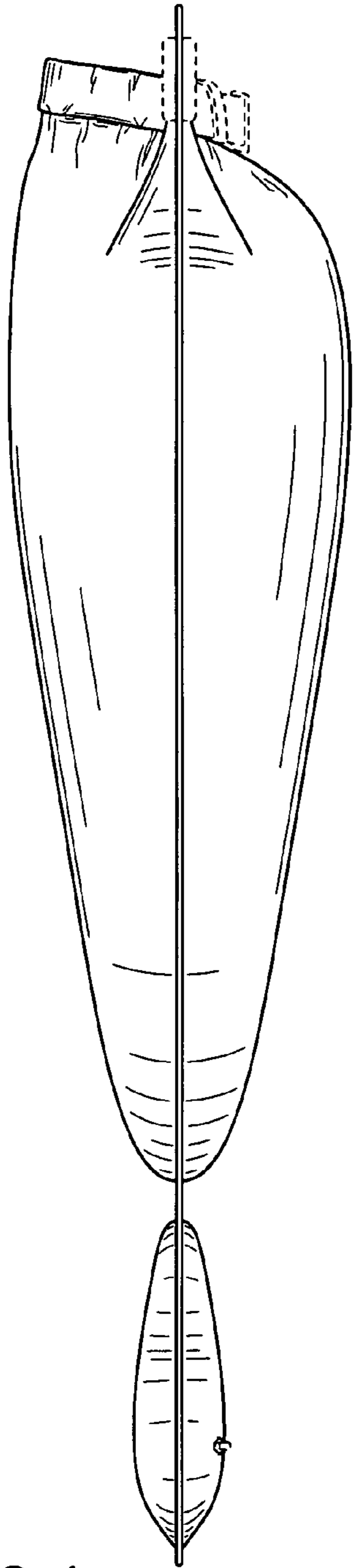


FIG. 4

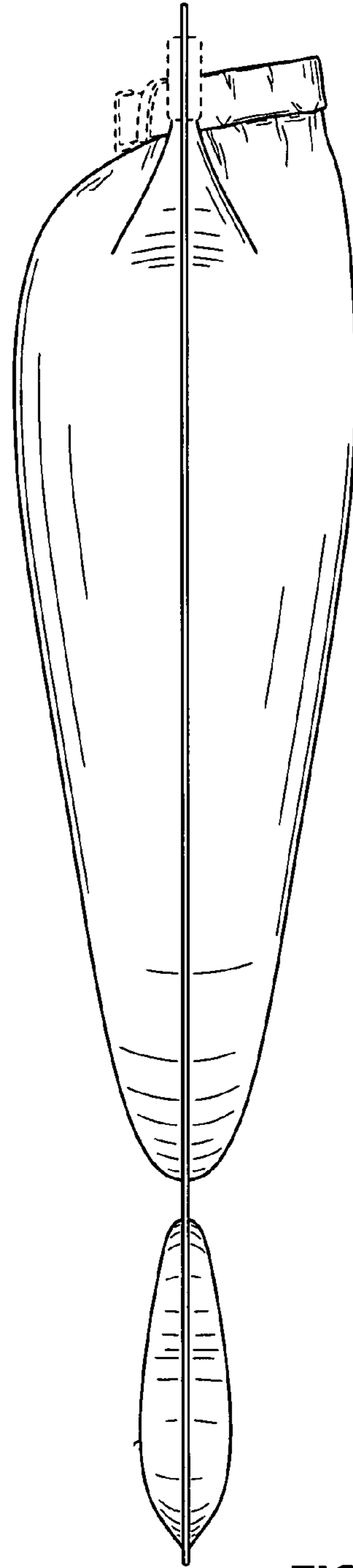


FIG. 5

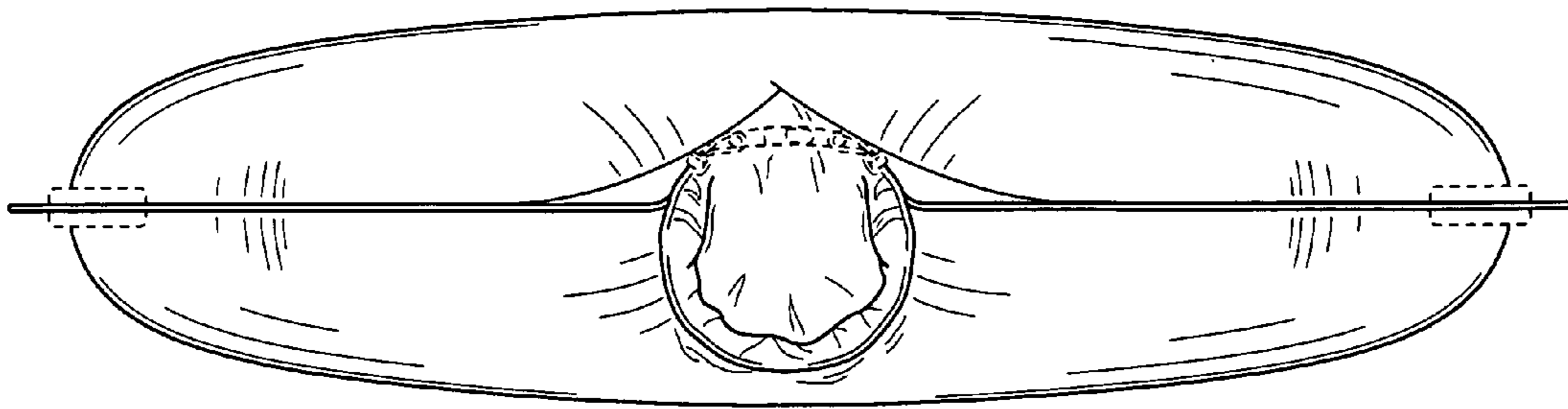


FIG. 6

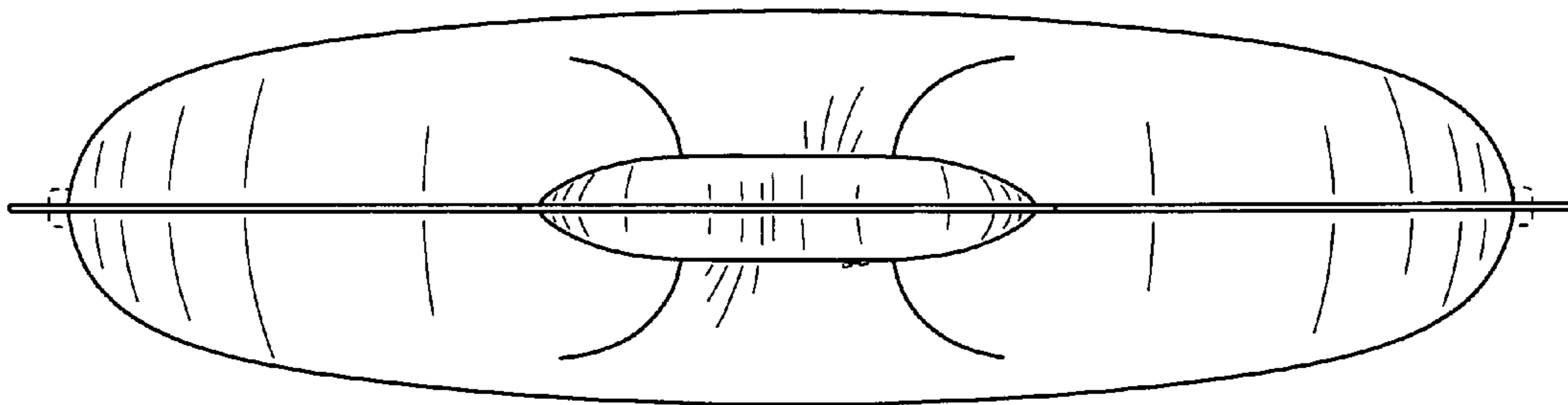


FIG. 7




FIG. 8