



US00D687109S

(12) **United States Design Patent**
Giordani et al.

(10) **Patent No.:** **US D687,109 S**

(45) **Date of Patent:** **** Jul. 30, 2013**

(54) **BLADE PROTECTOR**

(76) Inventors: **Alessandro Giordani**, LaSalle (CA);
Darren Cavanagh, LaSalle (CA)

(**) Term: **14 Years**

(21) Appl. No.: **29/423,374**

(22) Filed: **May 31, 2012**

(51) **LOC (9) Cl.** **21-02**

(52) **U.S. Cl.**
USPC **D21/754**

(58) **Field of Classification Search**
USPC D21/727, 753–754; 473/560–563
See application file for complete search history.

(56) **References Cited**

U.S. PATENT DOCUMENTS

5,294,113	A	3/1994	Ladouceur et al.	
5,520,386	A *	5/1996	Sasko	473/437
5,558,326	A *	9/1996	Adamson et al.	473/563
5,752,698	A	5/1998	Desroches	
5,816,962	A	10/1998	Etersque	
6,273,835	B1 *	8/2001	Battis et al.	473/563
6,612,944	B1 *	9/2003	Bureau	473/563
D506,797	S *	6/2005	Carbonero	D21/754

6,984,186 B2 1/2006 Bureau
2005/0263417 A1* 12/2005 Pineiro et al. 150/160
2009/0124437 A1 5/2009 Grodin

* cited by examiner

Primary Examiner — Mitchell Siegel
(74) *Attorney, Agent, or Firm* — Myers Bigel Sibley & Sajovec, P.A.

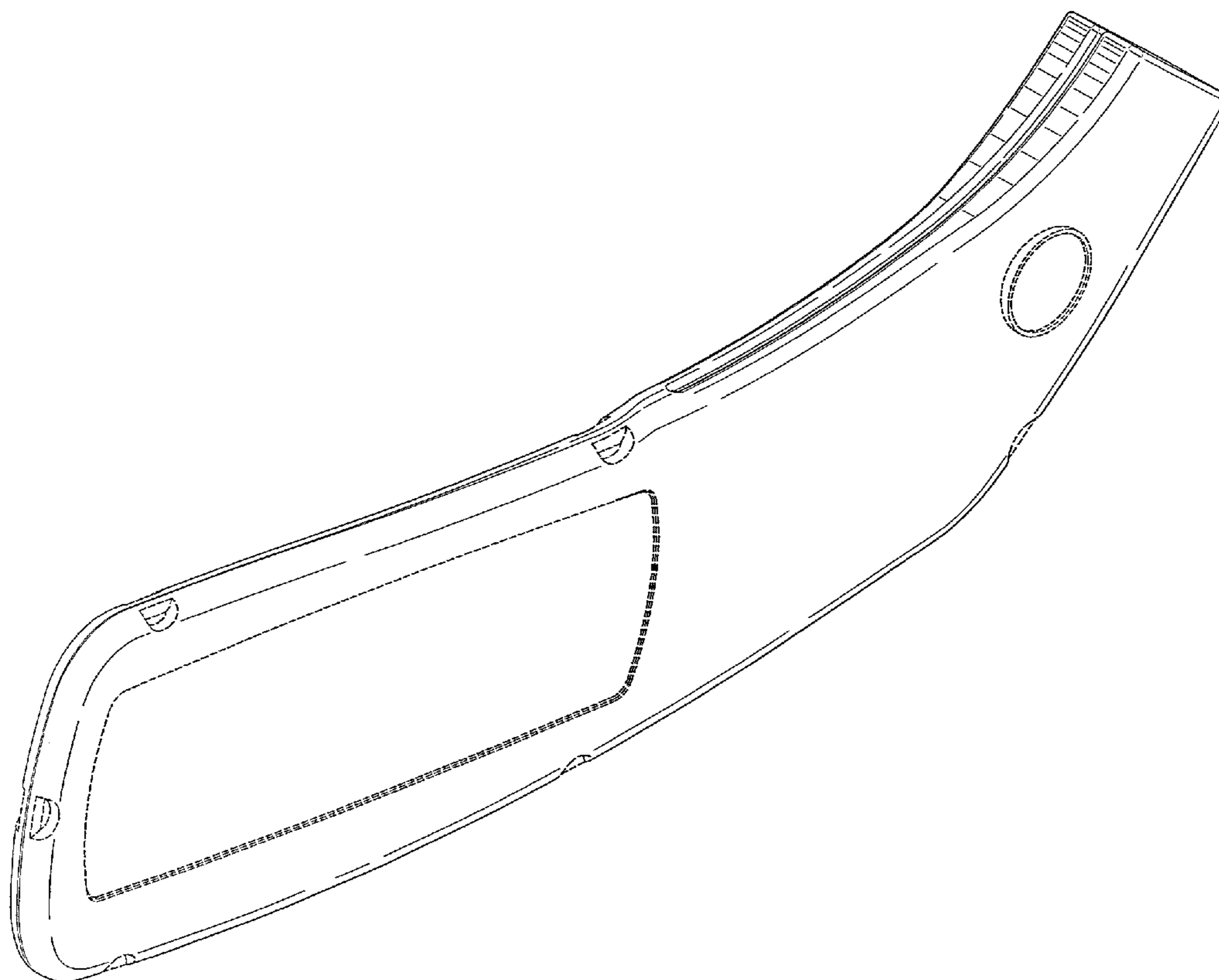
(57) **CLAIM**

The ornamental design for a blade protector, as shown and described.

DESCRIPTION

FIG. 1 is a perspective view of a blade protector showing another variant of my new design.
FIG. 2 is a side elevational view thereof.
FIG. 3 is a front view thereof.
FIG. 4 is a rear view thereof.
FIG. 5 is a top view thereof.
FIG. 6 is a bottom view thereof; and,
FIG. 7 is a side elevational thereof, the blade protector being shown mounted to a hockey blade.
The broken lines shown herein are for illustrative purposes only and form no part of the claimed design.

1 Claim, 5 Drawing Sheets



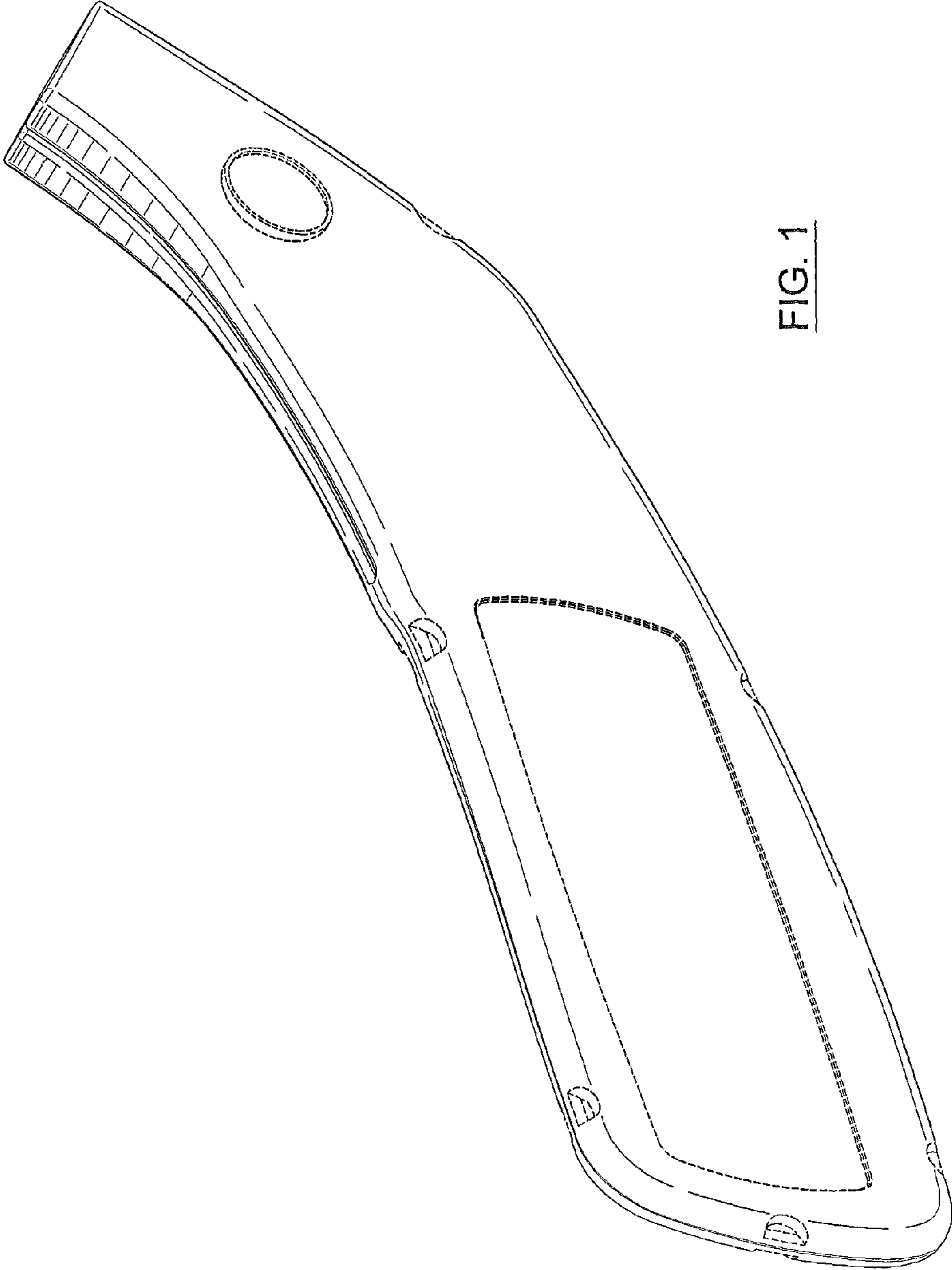


FIG. 1

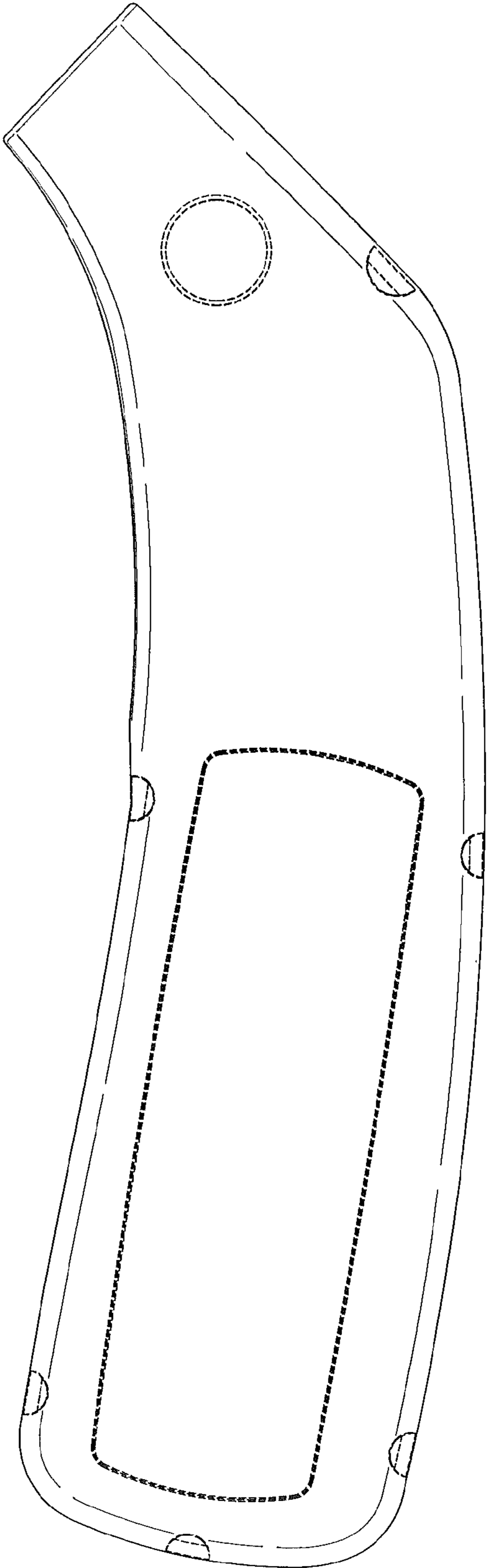


FIG. 2

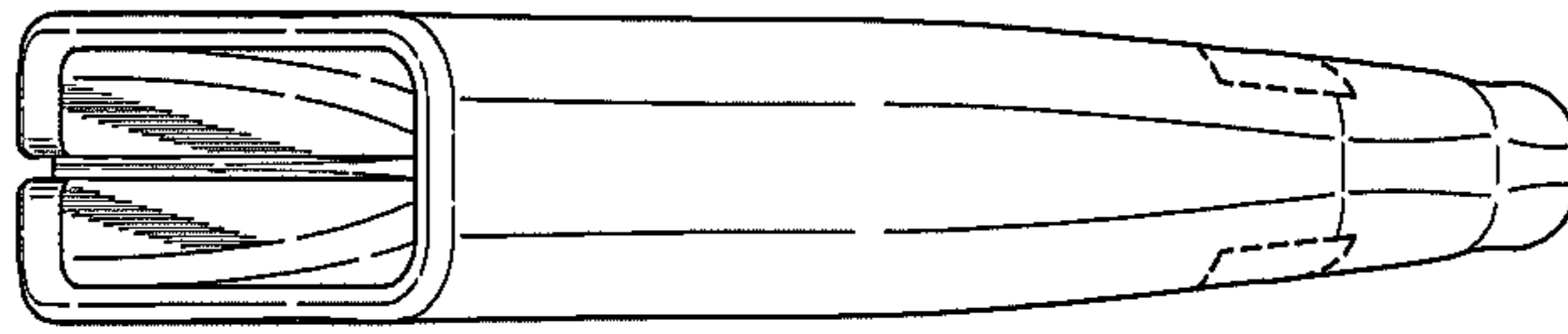


FIG. 4

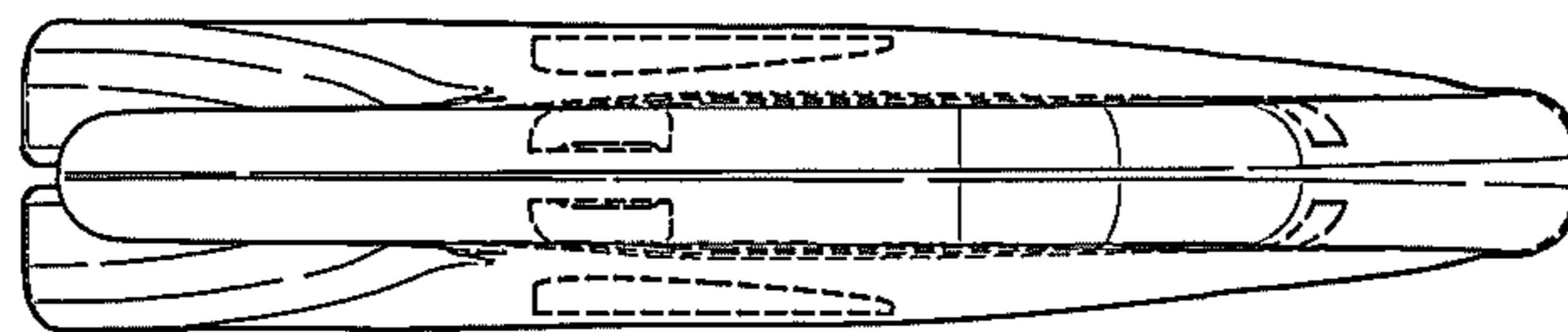


FIG. 3

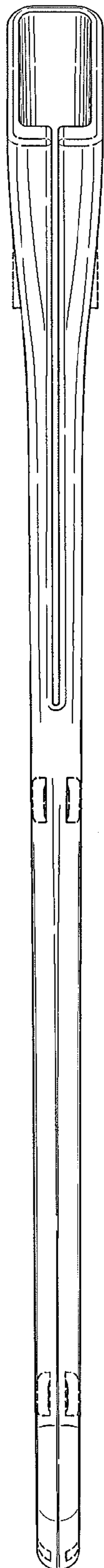


FIG. 5

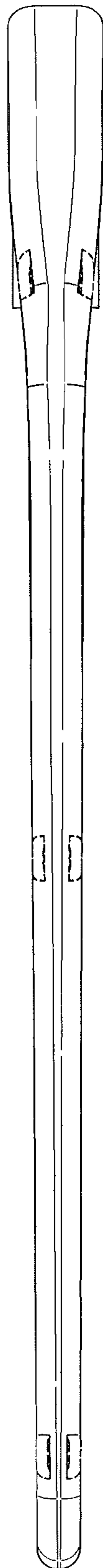


FIG. 6

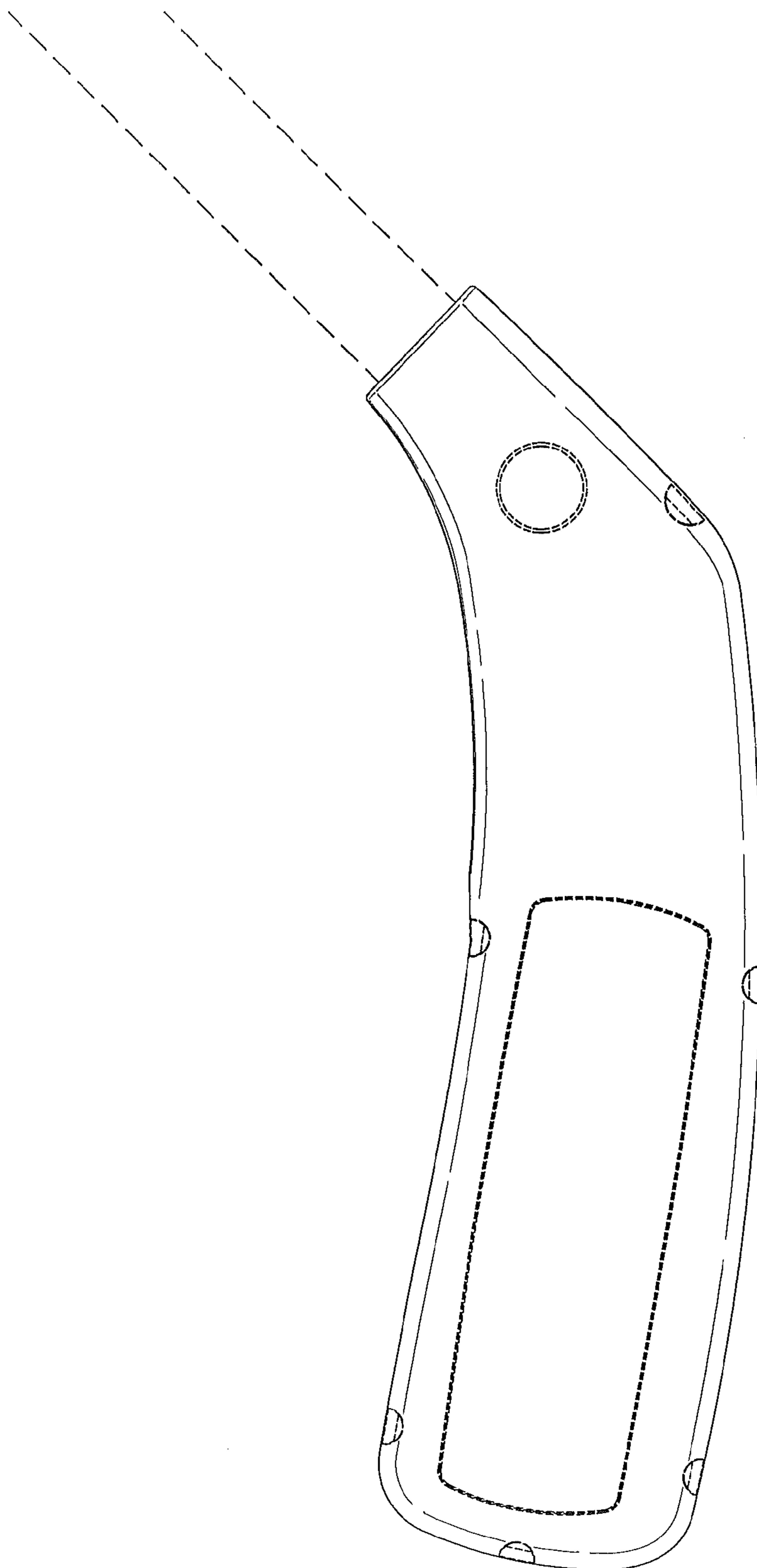


FIG. 7