

US00D687106S

(12) **United States Design Patent**
Menting

(10) **Patent No.:** **US D687,106 S**

(45) **Date of Patent:** **** Jul. 30, 2013**

(54) **TOY**

(75) **Inventor:** **Jeroen Menting**, Driebergen-Rijsenburg (NL)

(73) **Assignee:** **Glow Europe B.V.**, Rotterdam (NL)

(**) **Term:** **14 Years**

(21) **Appl. No.:** **29/392,160**

(22) **Filed:** **May 18, 2011**

(30) **Foreign Application Priority Data**

Jan. 28, 2011 (EM) 001812793

(51) **LOC (9) Cl.** **21-01**

(52) **U.S. Cl.**

USPC **D21/398**; D21/386; D21/390; D21/707

(58) **Field of Classification Search**

USPC D21/385, 386, 387, 390, 398, 404-406, D21/411, 467, 468, 470, 471, 473, 477, D21/483-505, 561, 563, 680, 681, 694, 707, D21/710, 794, 803, 808, 809, 811-813, D21/823-825, 392, 436-465, 714; D1/101-199; D6/300, 303-314, 480, 488, 491, 495, 509, D6/536, 595, 596, 597, 601, 604, 610, 611, D6/613-616; D7/550.1, 551.1, 553.4, 553.5, D7/553.6, 553.7, 554.1, 554.2, 554.3, 554.4, D7/555, 556, 557, 560, 564, 565, 571, 572, D7/584, 586, 587, 601, 602, 610, 624.1, 625, D7/628, 630, 323, 326, 362, 363, 367, 698, D7/699, 388, 396.6, 402, 403, 407, 409; D8/374, 375, 400, 402, 499; D13/183; D17/22, D17/99; D32/40, 43; D27/102, 106, 118, D27/133-135; D20/10, 19, 29, 37, 99; D11/200, D11/201, 203, 222-229, 238, 1-11, 26-35, D11/40-48, 61, 68, 69, 75, 79-81, 85, 86, D11/89, 90, 91, 93, 116, 117, 119, 120, 121, D11/125, 130, 131, 132, 133, 140, 141, 157, D11/164; D18/24, 39, 30; D19/11, 12, 59, D19/60, 62; D28/4, 5, 8.1, 8.2; D24/100,

D24/101, 102, 103, 193-195, 207; D30/160; 446/46-48, 69, 75-78, 486, 491, 71, 81, 446/85-87, 102, 17, 117, 119, 122, 129, 446/137, 153, 183, 184, 188, 216-268, 418, 446/419, 487, 489, 490; 473/588, 589, 595, 473/914, 615, 569-571, 575, 576, 587; 40/1, 40/124.04, 124.06, 299.1, 306, 311, 315, 40/323, 327, 5, 27.5, 634, 635, 642.02, 661.05; 24/114.7, 114.9; 434/81, 95, 128, 159, 167, 434/171-175, 247, 258-260, 365, 386, 393, 434/403; 273/273/126 R, 236-291

See application file for complete search history.

(56) **References Cited**

U.S. PATENT DOCUMENTS

301,292 A * 7/1884 Smith 40/315
301,293 A * 7/1884 Smith 40/315

(Continued)

FOREIGN PATENT DOCUMENTS

CN 3383809 * 8/2004
CN 301531562 * 4/2011

(Continued)

Primary Examiner — Catherine Tuttle

(74) *Attorney, Agent, or Firm* — Abelman, Frayne & Schwab

(57) **CLAIM**

The ornamental design for a toy, as shown and described.

DESCRIPTION

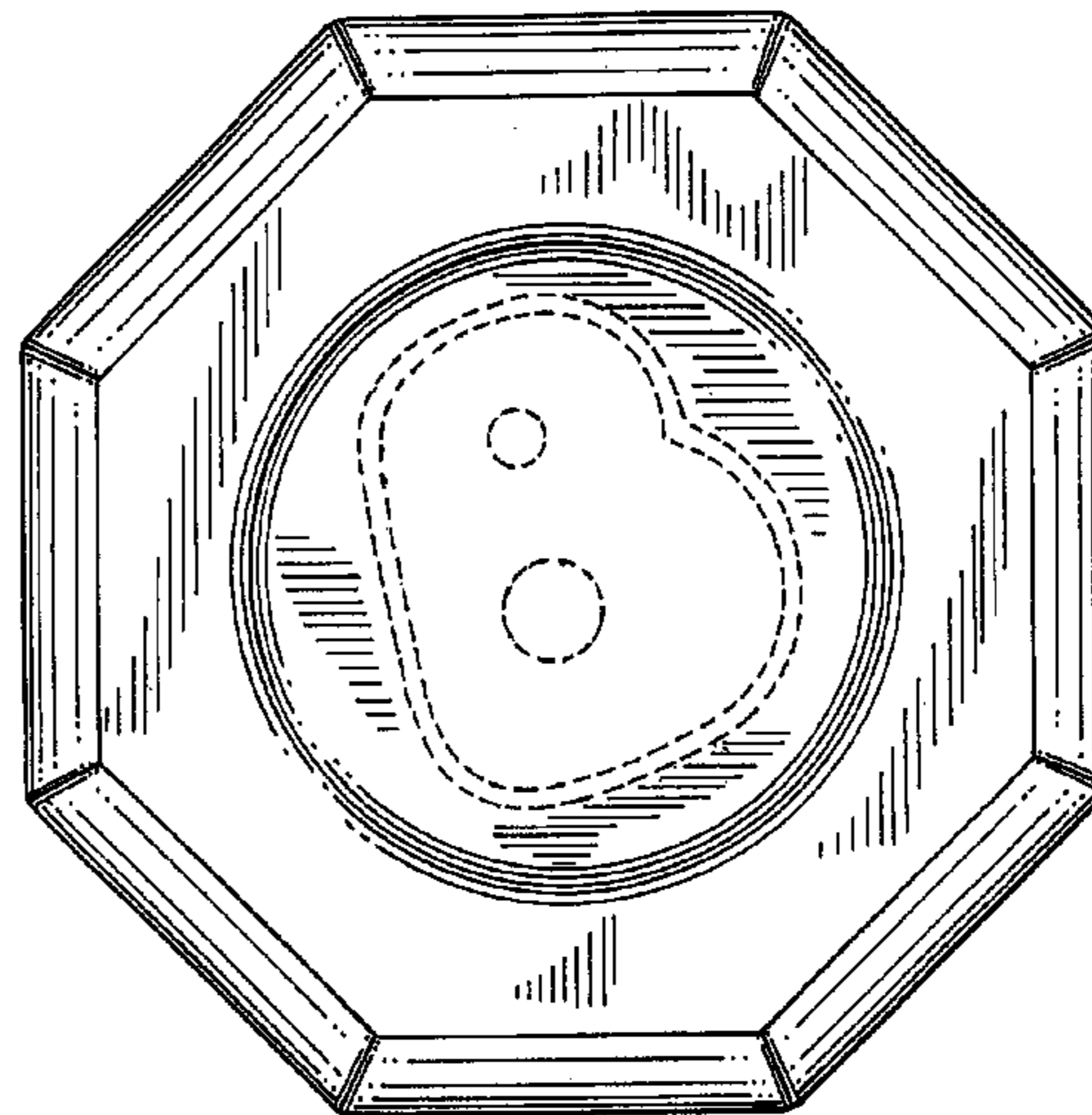
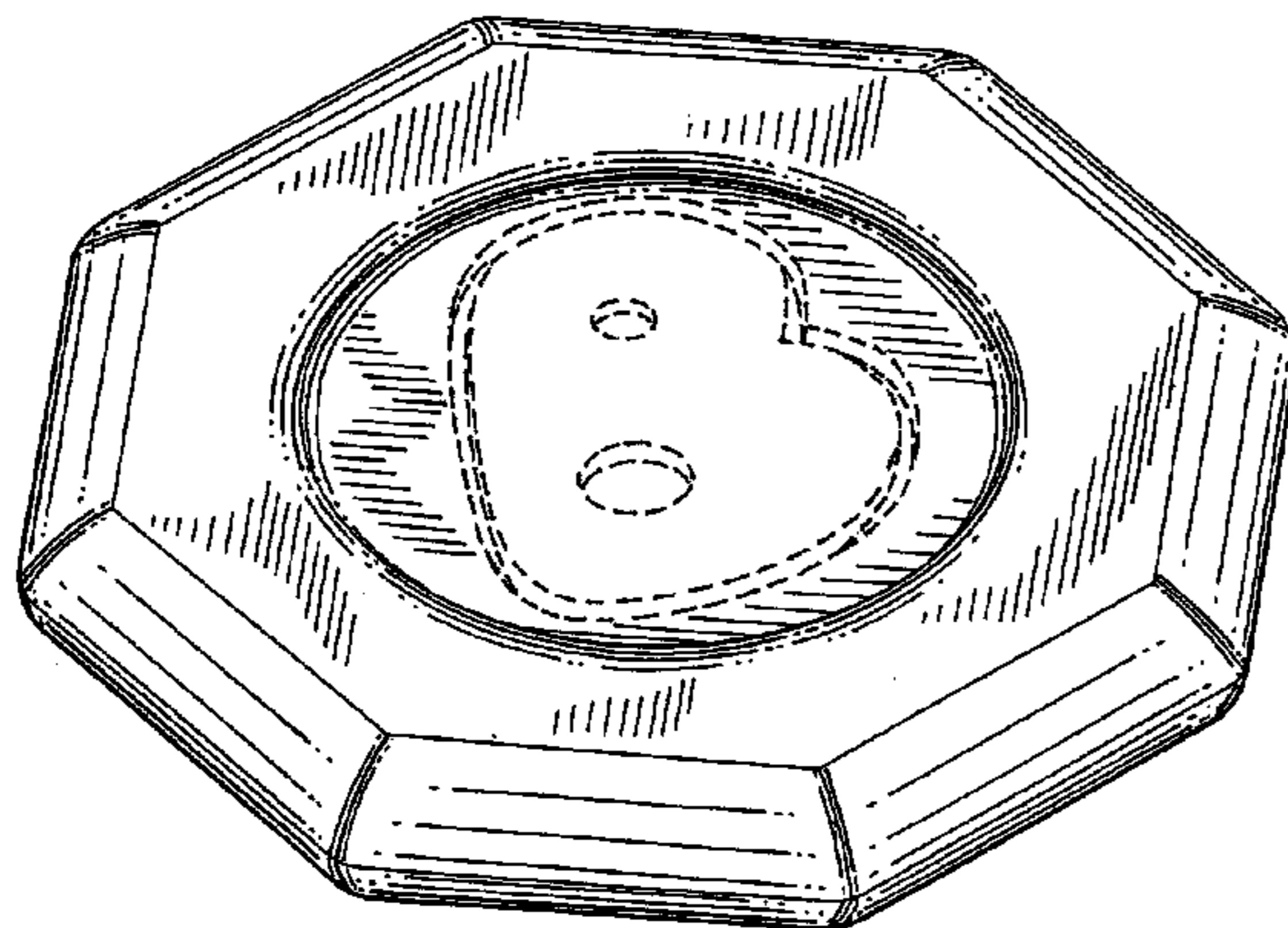
FIG. 1 is a front, top and side perspective view of my new design for a toy;

FIG. 2 is a top plan view thereof; and,

FIG. 3 is an elevation view thereof, the elevation views opposite and at each 90° rotation therefrom being the same.

The broken lines are included for the purpose of illustrating a portion of the toy that forms no part of the claimed design.

1 Claim, 2 Drawing Sheets



US D687,106 S

Page 2

U.S. PATENT DOCUMENTS

D117,443 S * 11/1939 Bickner D18/24
2,798,722 A * 7/1957 Fluhner 473/588
D205,779 S * 9/1966 Hakim D21/390
3,715,823 A * 2/1973 Broussard 40/743
4,212,462 A * 7/1980 Glovak et al. 473/588
D266,014 S * 8/1982 Wittman D21/443
D288,454 S * 2/1987 Thom D21/407
4,708,345 A * 11/1987 Ayers 273/153 S
D339,829 S * 9/1993 Adell D21/371
D339,831 S * 9/1993 Adell D21/371
D343,207 S * 1/1994 Adell D21/371
D413,368 S * 8/1999 Kotler D21/710
D415,804 S * 10/1999 Kotler D21/710
D432,587 S * 10/2000 Hertzano D21/386
6,761,355 B1 * 7/2004 Lemieux 273/290

D510,174 S * 10/2005 Richey et al. D1/127
7,160,170 B2 * 1/2007 Yoon 446/92
D635,327 S * 4/2011 Hollmann D1/127
D643,495 S * 8/2011 Marciano D21/803
D646,192 S * 10/2011 Woode D11/3
2003/0092349 A1 * 5/2003 McClung et al. 446/46
2003/0141662 A1 * 7/2003 Kost et al. 273/288

FOREIGN PATENT DOCUMENTS

EM 000098215-0002 * 3/2004
EM 001735978-0001 * 8/2010
FR 945615-004 * 1/1995
GB 2019238 * 1/1993
JP 2005312988 A * 11/2005

* cited by examiner

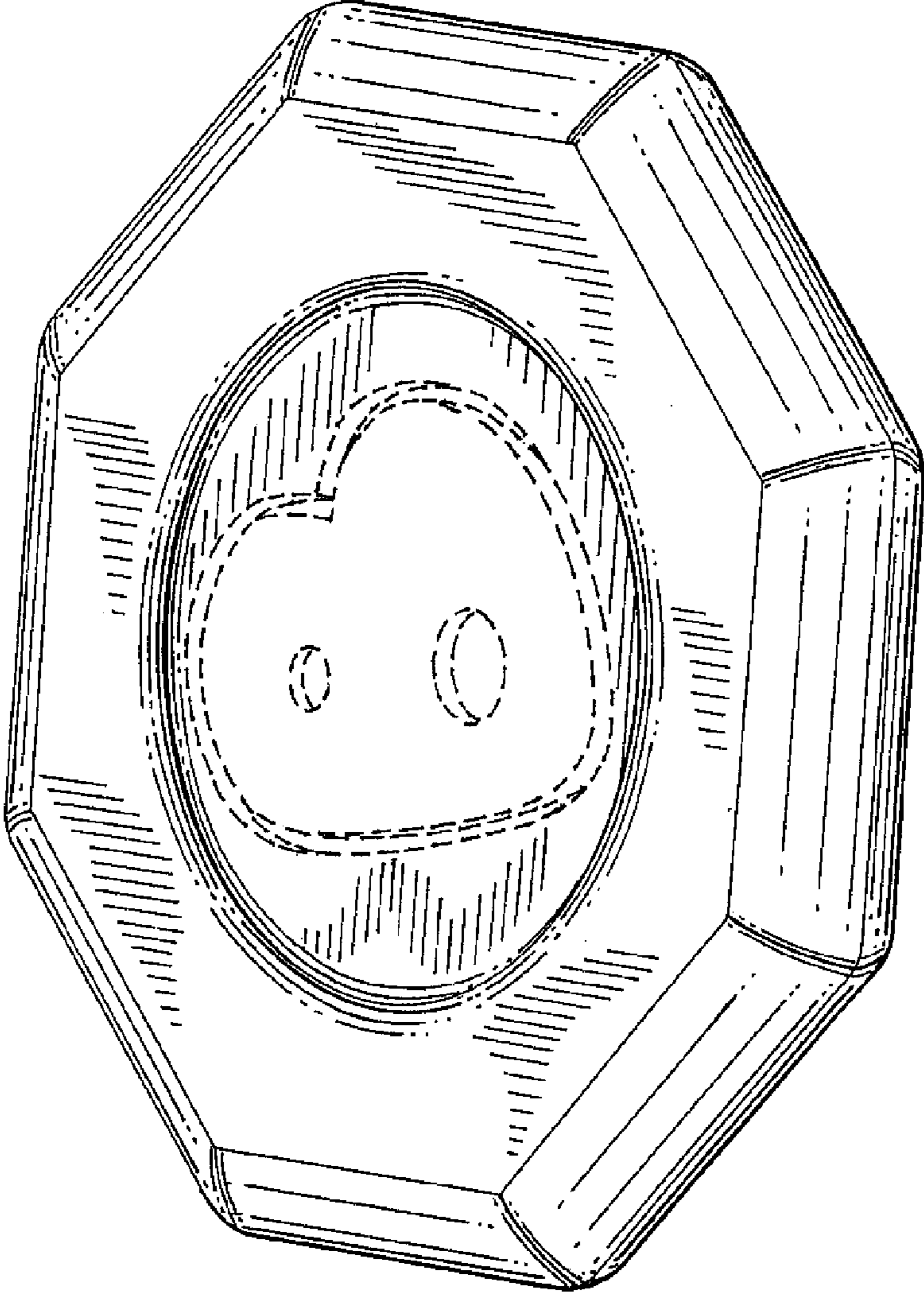


FIG. 1

FIG. 2


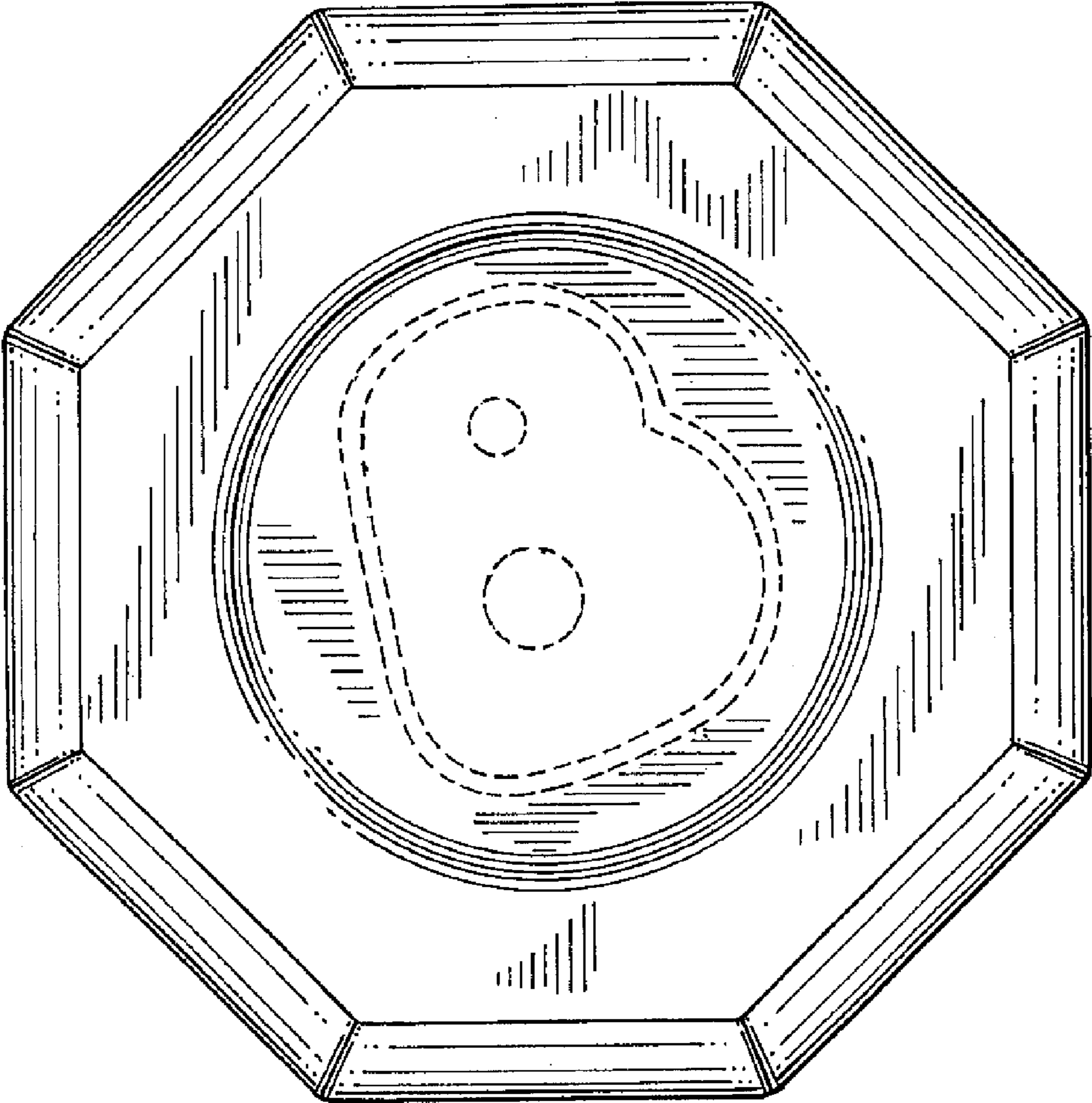


FIG. 3