



US00D687105S

(12) **United States Design Patent**
Menting

(10) **Patent No.:** **US D687,105 S**

(45) **Date of Patent:** **** Jul. 30, 2013**

(54) **TOY**

(75) **Inventor:** **Jeroen Menting**, Driebergen-Rijsenburg (NL)

(73) **Assignee:** **Glow Europe B.V.**, Rotterdam (NL)

(**) **Term:** **14 Years**

(21) **Appl. No.:** **29/392,155**

(22) **Filed:** **May 18, 2011**

(51) **LOC (9) Cl.** **21-01**

(52) **U.S. Cl.**

USPC **D21/398**; D21/386; D21/390; D21/707

(58) **Field of Classification Search**

USPC D21/385, 386, 387, 390, 398, 404–406, D21/411, 467, 468, 470, 471, 473, 477, D21/483–505, 561, 563, 680, 681, 694, 707, D21/710, 794, 803, 808, 809, 811–813, 823–825, 392, 436–465, 714; D1/101–199; D6/300, 303–314, 480, 488, 491, 495, 509, D6/536, 595, 596, 597, 601, 604, 610, 611, D6/613–616; D7/550.1, 551.1, 553.4, 553.5, D7/553.6, 553.7, 554.1, 554.2, 554.3, 554.4, D7/555, 556, 557, 560, 564, 565, 571, 572, D7/584, 586, 587, 601, 602, 610, 624.1, 625, D7/628, 630, 323, 326, 362, 363, 367, 698, D7/699, 388, 396.6, 402, 403, 407, 409; D8/374, 375, 400, 402, 499; D13/183; D17/22, D17/99; D32/40, 43; D27/118, 133–135; D20/10, 19, 29, 37, 99; D11/200, 201, 203, D11/222–229, 238, 1–11, 26–35, 40–48, D11/61, 68, 69, 75, 79–81, 85, 86, 89, 90, D11/91, 93, 116, 117, 119, 120, 121, 125, D11/130, 131, 132, 133, 140, 141, 157, 164; D18/24, 39, 30; D19/11, 12, 59, 60, 62; D28/4, D28/5, 8.1, 8.2; D24/100, 101, 102, 103, D24/193–195, 207; D30/160; 446/46–48, 446/69, 75–78, 486, 491, 71, 81, 85–87,

446/102, 17, 117, 119, 122, 129, 137, 153, 446/183, 184, 188, 216–268, 418, 419, 487, 489, 490; 473/588, 589, 595, 914, 615, 569–571, 575, 576, 587; 40/1, 124.04, 124.06, 40/299.1, 306, 311, 315, 323, 327, 5, 27.5, 40/634, 635, 642.02, 661.05; 24/114.7, 114.9; 434/81, 95, 128, 159, 167, 171–175, 247, 434/258–260, 365, 386, 393, 403; 273/126 R, 273/236–287, 288–291

See application file for complete search history.

(56) **References Cited**

U.S. PATENT DOCUMENTS

301,292 A * 7/1884 Smith 40/315
301,293 A * 7/1884 Smith 40/315

(Continued)

FOREIGN PATENT DOCUMENTS

CN 301531561 * 4/2011
EM 001735978-0001 * 8/2010
GB 2019237 * 1/1993

Primary Examiner — Catherine Tuttle

(74) *Attorney, Agent, or Firm* — Abelman, Frayne & Schwab

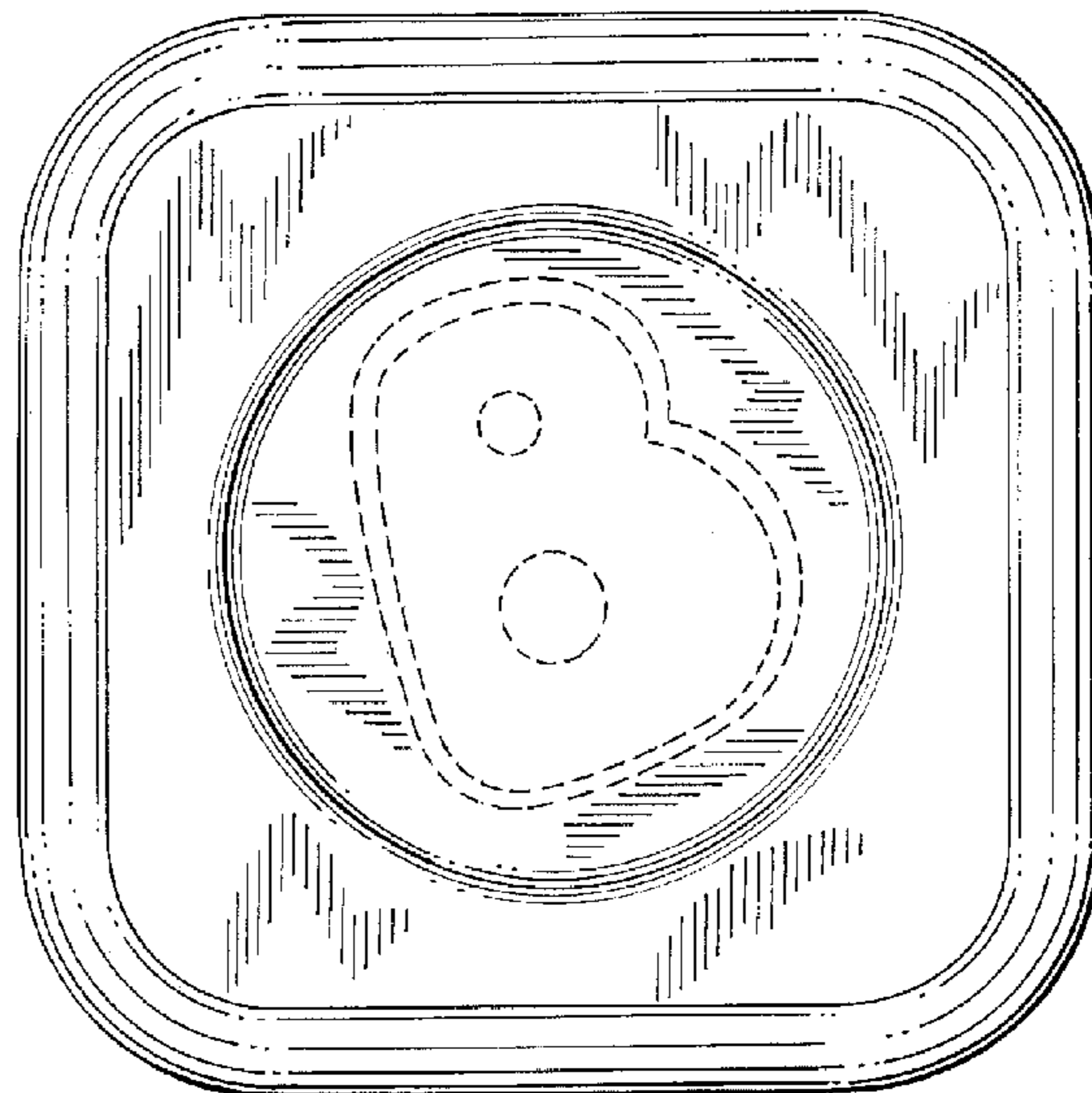
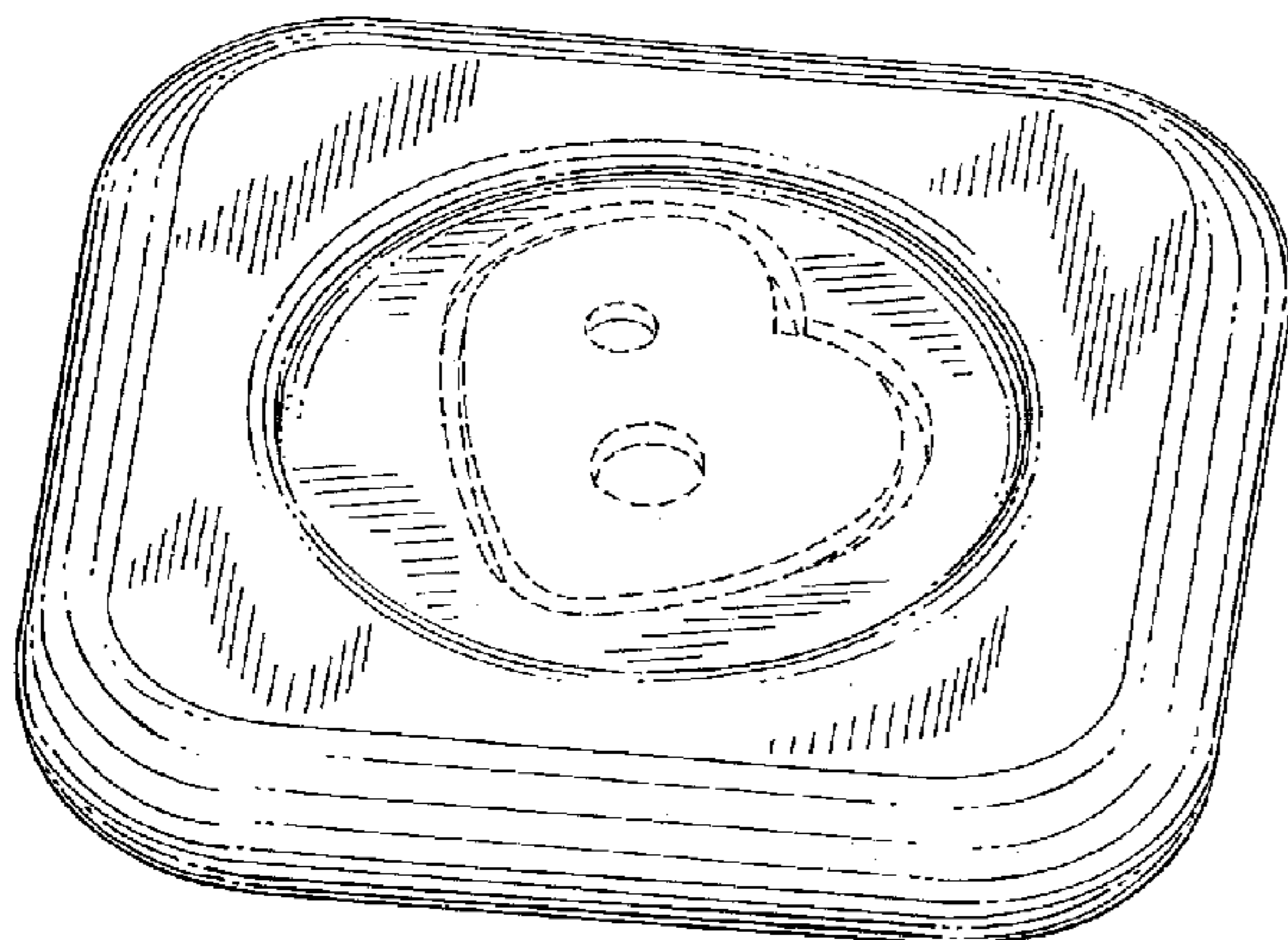
(57) **CLAIM**

The ornamental design for a toy, as shown and described.

DESCRIPTION

FIG. 1 is a front, top and side perspective view showing my new design for a toy;
FIG. 2 is a top plan view thereof; and,
FIG. 3 is a side view thereof, the other sides being a mirror image thereof.
The broken lines are included for the purpose of illustrating a portion of the toy that forms no part of the claimed design.

1 Claim, 2 Drawing Sheets



US D687,105 S

Page 2

U.S. PATENT DOCUMENTS

692,963	A *	2/1902	Wright	473/588	D300,231	S *	3/1989	Hertzano	D21/386
D117,443	S *	11/1939	Bickner	D18/24	5,021,021	A *	6/1991	Ballard	446/92
2,798,722	A *	7/1957	Fluhrer	473/588	5,671,925	A *	9/1997	Gonzalez	473/588
3,053,537	A *	9/1962	Moss	273/293	D432,587	S *	10/2000	Hertzano	D21/386
3,715,823	A *	2/1973	Brossard	40/743	D485,421	S *	1/2004	Norton	D1/127
3,982,343	A *	9/1976	Klingler	40/27.5	6,761,355	B1 *	7/2004	Lemieux	273/290
4,212,462	A *	7/1980	Glovak et al.	473/588	6,991,508	B2 *	1/2006	McClung et al.	446/46
D266,014	S *	8/1982	Wittman	D21/443	7,160,170	B2 *	1/2007	Yoon	446/92
D288,454	S *	2/1987	Thom	D21/407	7,695,357	B2 *	4/2010	Fleury et al.	463/11

* cited by examiner

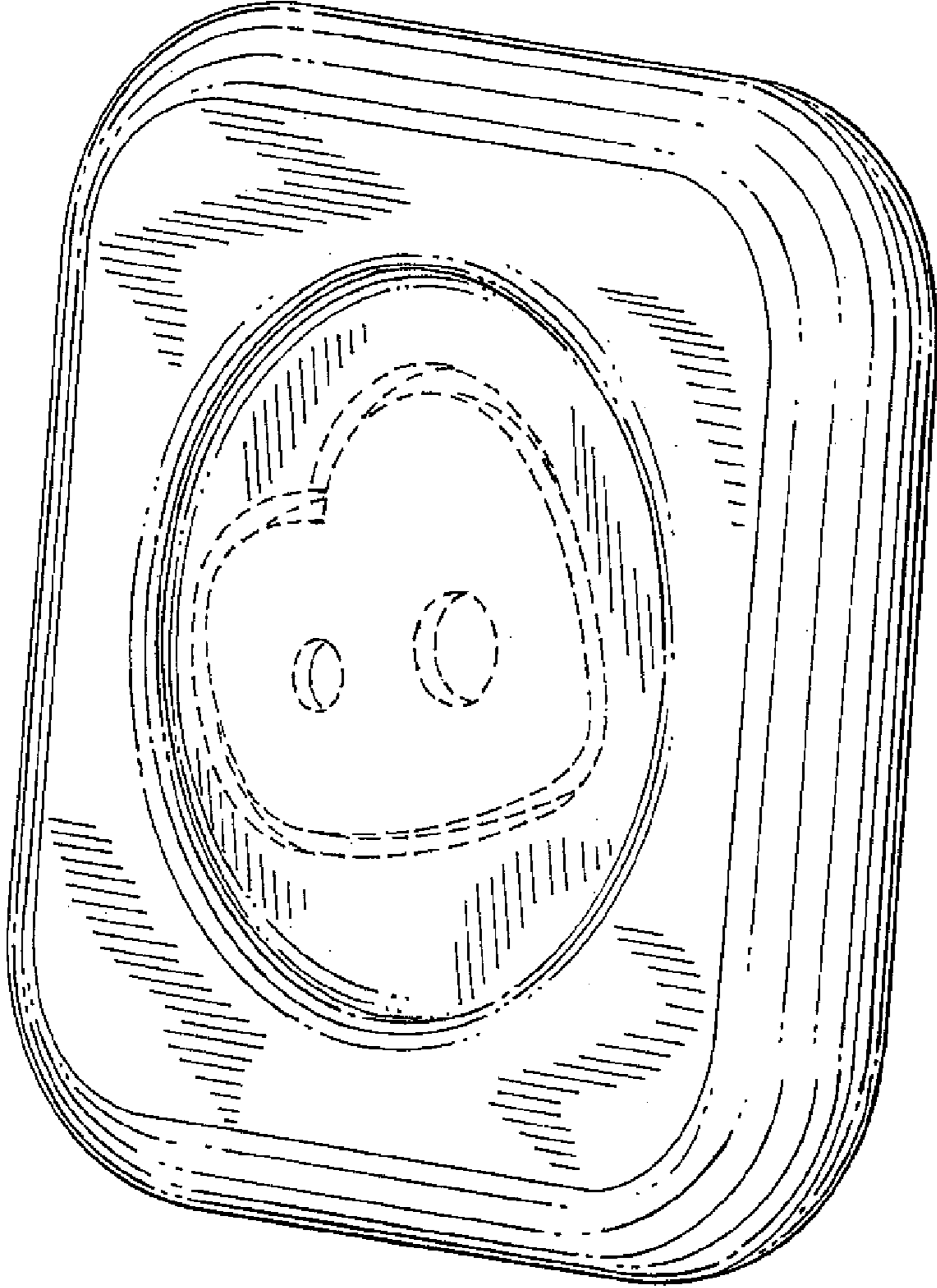


FIG. 1

FIG. 2

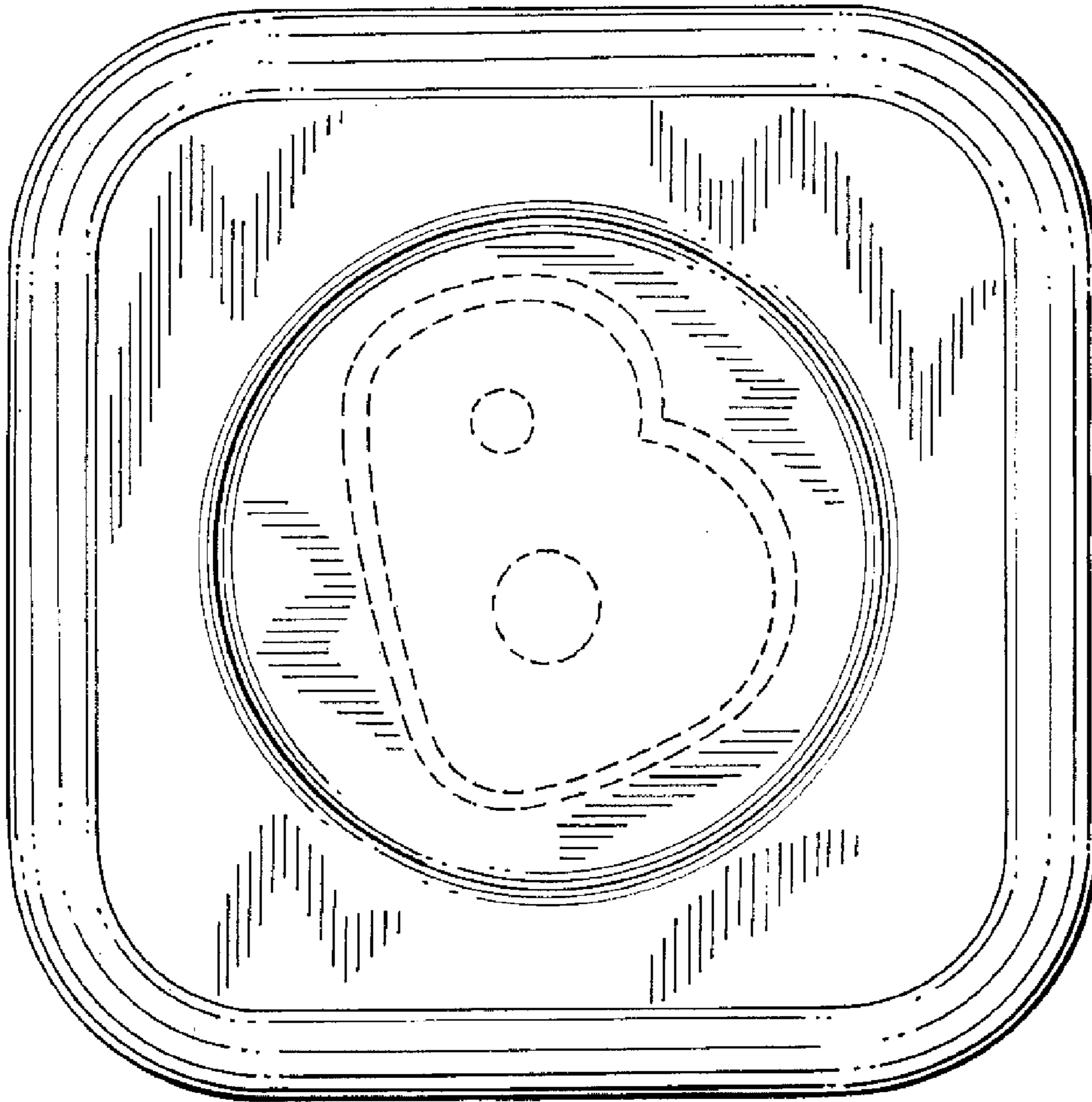


FIG. 3

