



US00D687086S

(12) **United States Design Patent**
Sheldon

(10) **Patent No.:** **US D687,086 S**
(45) **Date of Patent:** **** Jul. 30, 2013**

(54) **EYEWEAR**

D646,707 S 10/2011 Sheldon
D649,179 S 11/2011 Sheldon
D651,640 S 1/2012 Sheldon

(76) Inventor: **Brent Sheldon**, Montreal (CA)

(**) Term: **14 Years**

(21) Appl. No.: **29/428,231**

(22) Filed: **Jul. 27, 2012**

(51) **LOC (9) Cl.** **16-06**

(52) **U.S. Cl.**

USPC **D16/326; D16/335**

(58) **Field of Classification Search**

USPC D16/101, 300-342, 900; D29/109-110;
351/41, 44, 51-52, 62, 158, 92, 103-123,
351/140-153, 45-46; 2/426-432, 447-449,
2/441, 434-437, 13, 15; D21/483, 659-661;
D14/372

See application file for complete search history.

(56) **References Cited**

U.S. PATENT DOCUMENTS

D599,838 S *	9/2009	Rohrbach	D16/326
D604,759 S *	11/2009	Rohrbach et al.	D16/326
D615,582 S *	5/2010	Fulton et al.	D16/326
D616,919 S *	6/2010	Thixton	D16/326
D619,160 S	7/2010	Sheldon		
D621,437 S	8/2010	Sheldon		
D633,550 S *	3/2011	Chou	D16/321
D638,049 S	5/2011	Sheldon		
D638,875 S	5/2011	Sheldon		
D638,876 S	5/2011	Sheldon		
D638,877 S	5/2011	Sheldon		
D640,732 S *	6/2011	Stables	D16/326

OTHER PUBLICATIONS

U.S. Appl. No. 29/308,132, Applicant: Sheldon, Brent, filed May 29, 2008.
U.S. Appl. No. 29/428,196, Applicant: Sheldon, Brent, filed Jul. 27, 2012.
U.S. Appl. No. 29/428,236, Applicant: Sheldon, Brent, filed Jul. 27, 2012.
U.S. Appl. No. 29/428,237, Applicant: Sheldon, Brent, filed Jul. 27, 2012.

* cited by examiner

Primary Examiner — Raphael Barkai
(74) *Attorney, Agent, or Firm* — Norton Rose Fulbright Canada LLP

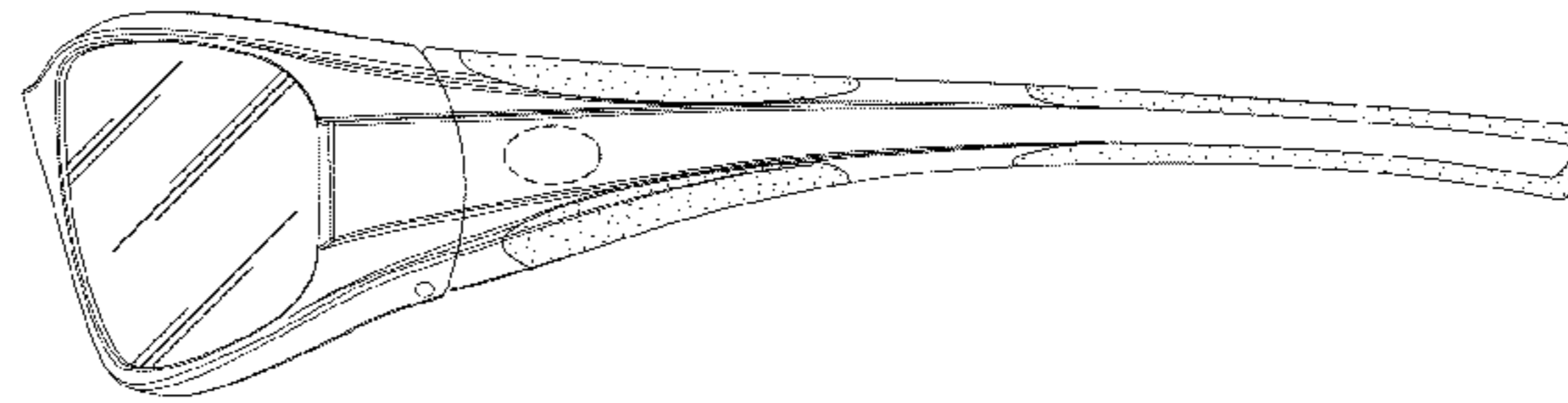
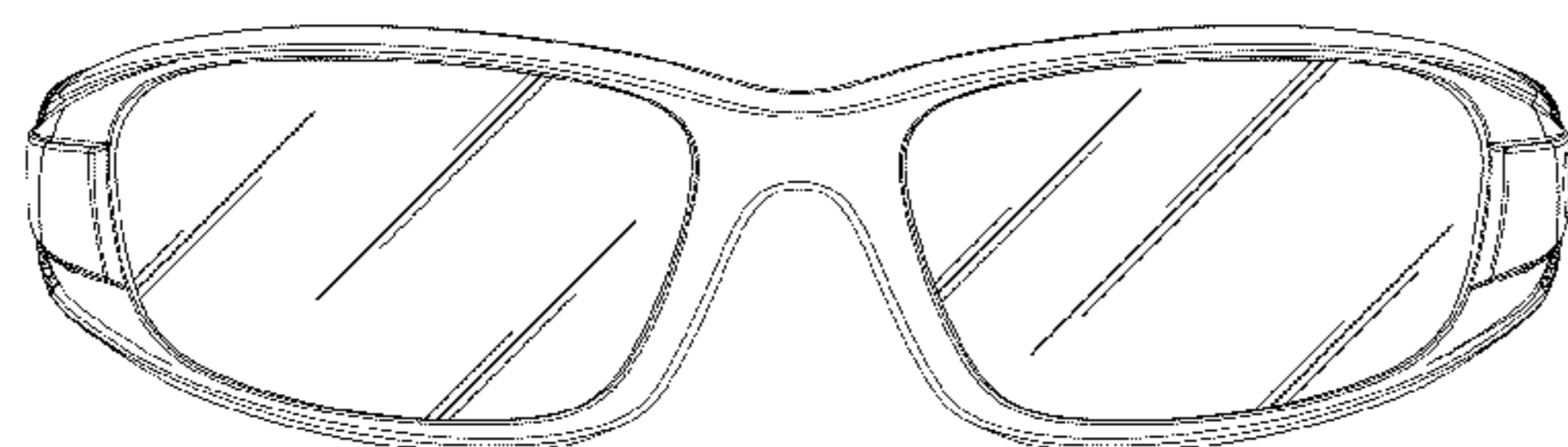
(57) **CLAIM**

The ornamental design for eyewear, as shown and described.

DESCRIPTION

FIG. 1 is a perspective view of eyewear in accordance with a first embodiment of my new design;
FIG. 2 is a top plan view of the eyewear of FIG. 1;
FIG. 3 is a bottom plan view of the eyewear of FIG. 1;
FIG. 4 is a front view of the eyewear of FIG. 1;
FIG. 5 is a rear view of the eyewear of FIG. 1;
FIG. 6 is a right side view of the eyewear of FIG. 1; and,
FIG. 7 is a left side view of the eyewear of FIG. 1.
Any parts shown in broken lines form no part of the claimed design.

1 Claim, 5 Drawing Sheets



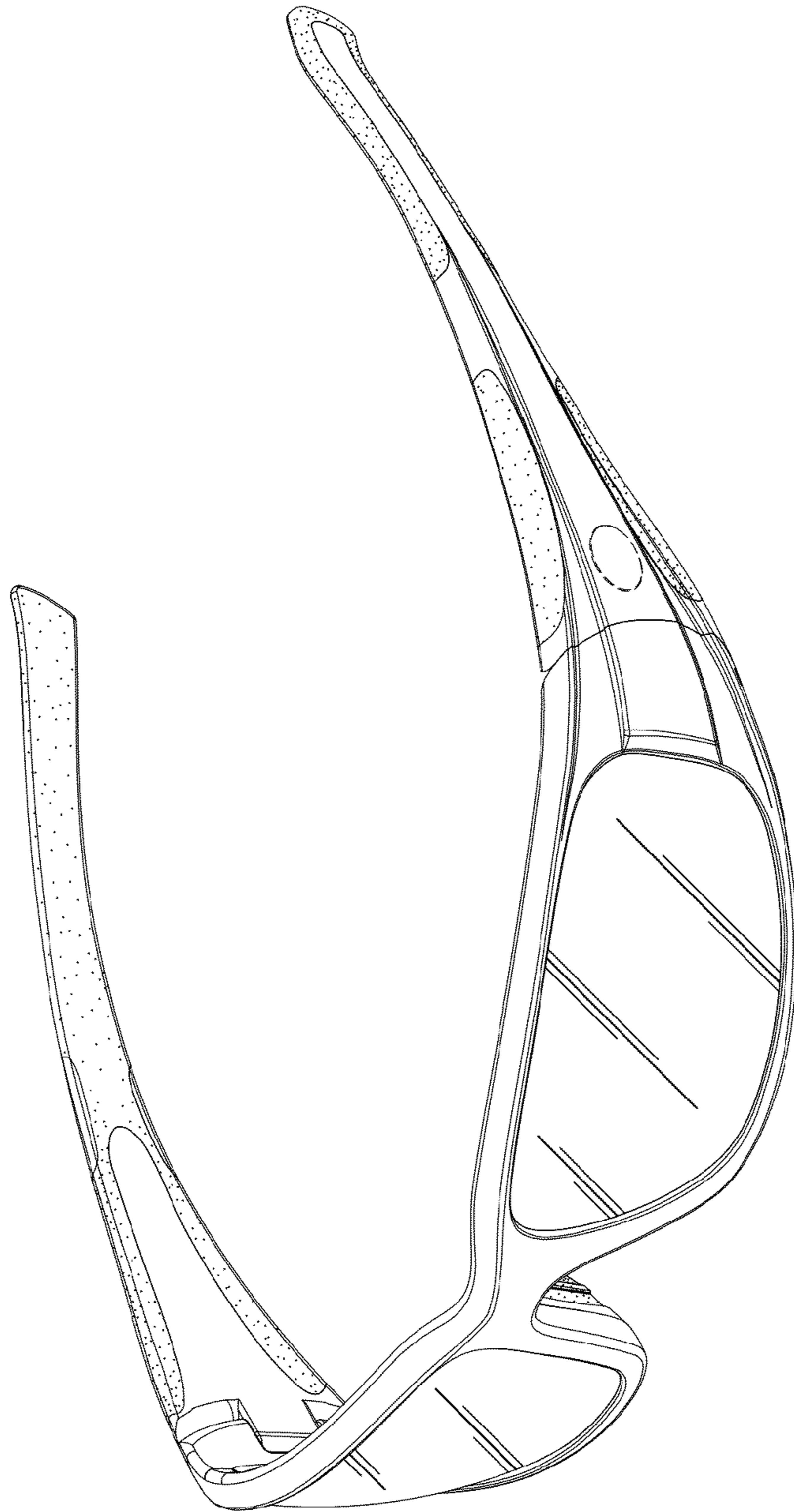


FIG-1

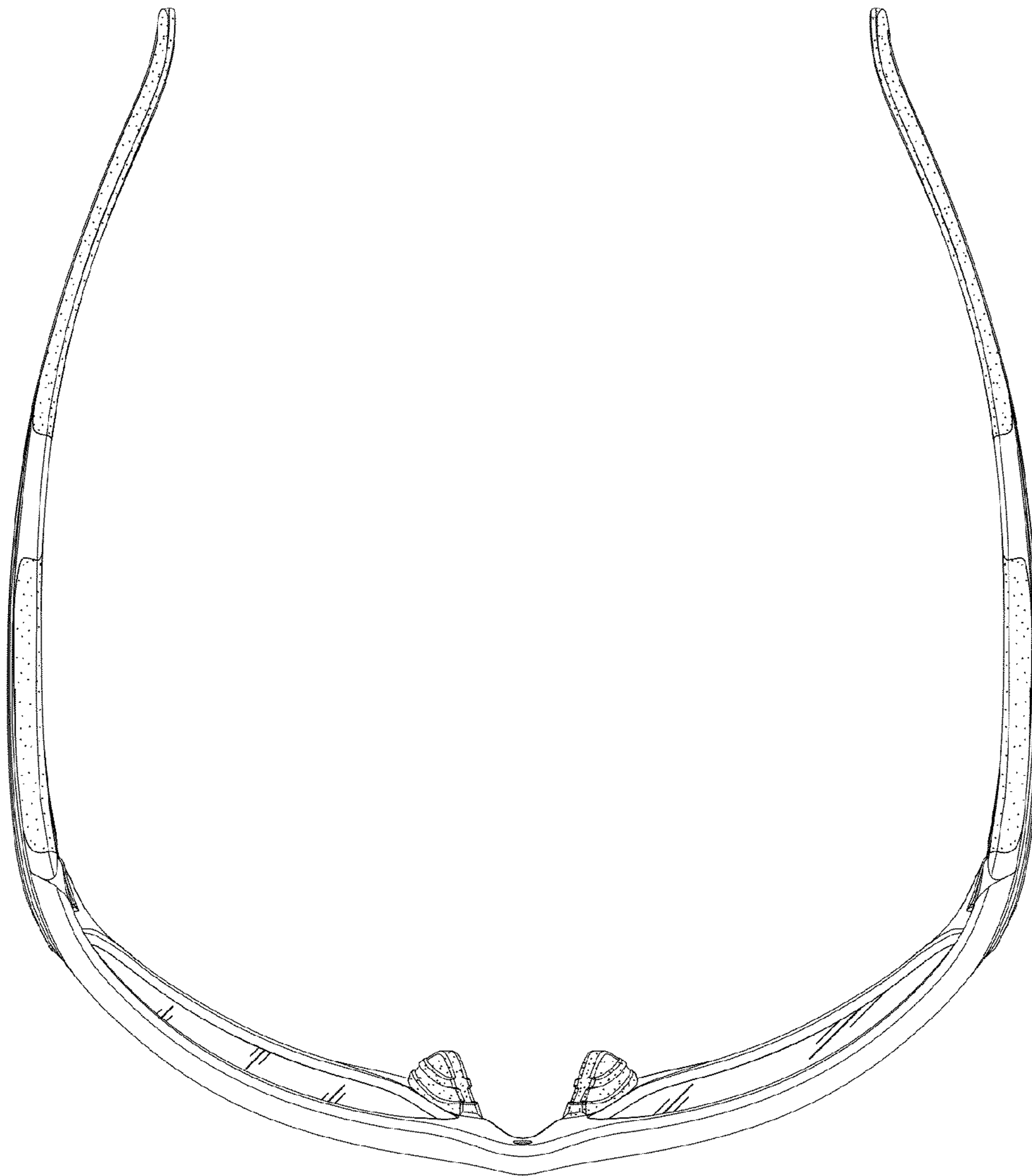


Fig-2

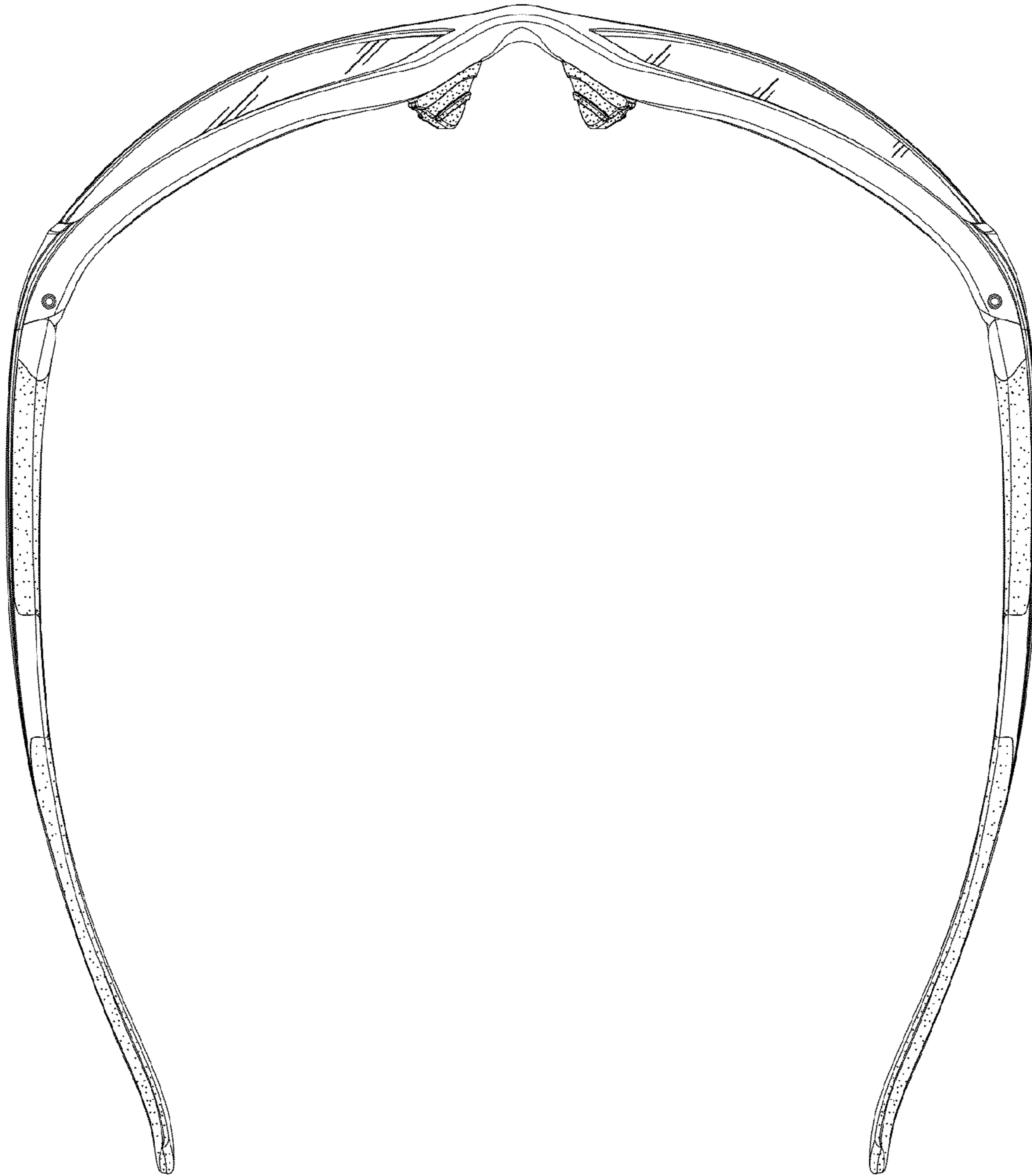


Fig-3

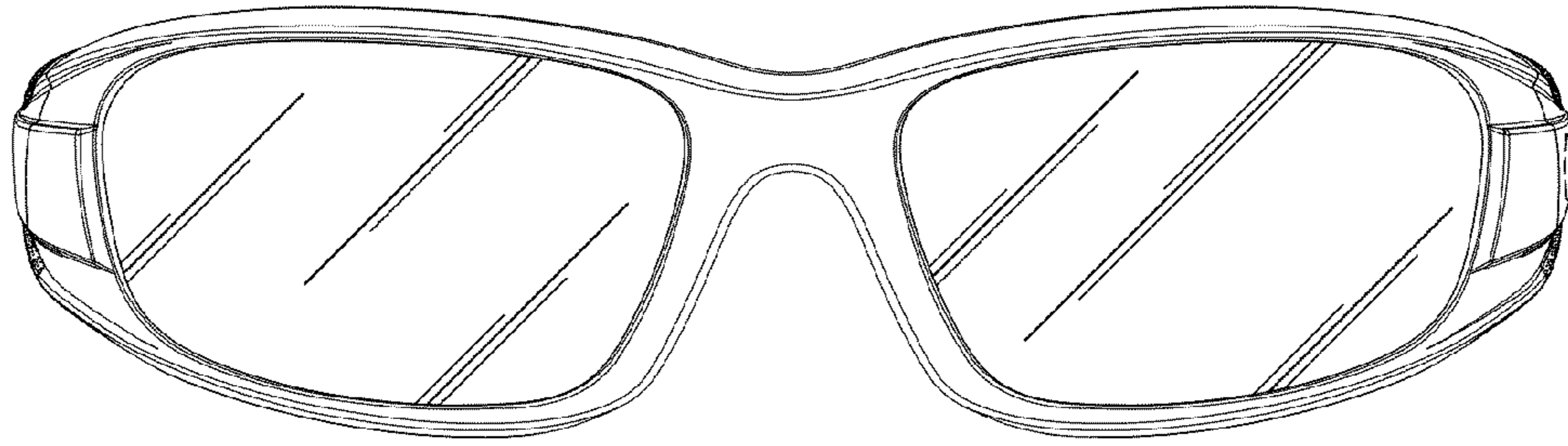


Fig-4

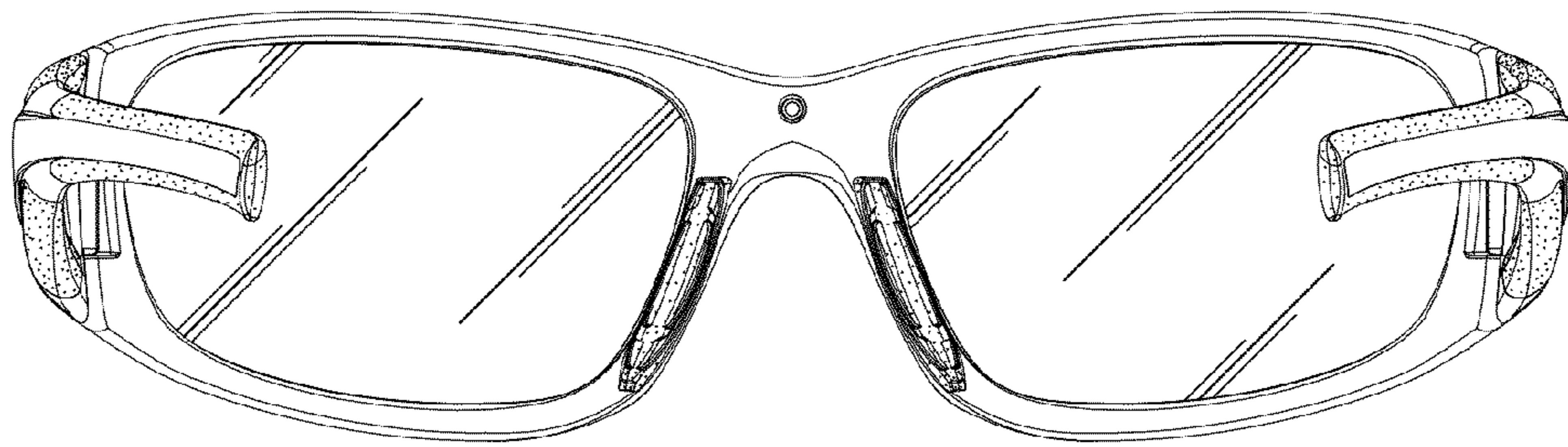


Fig-5

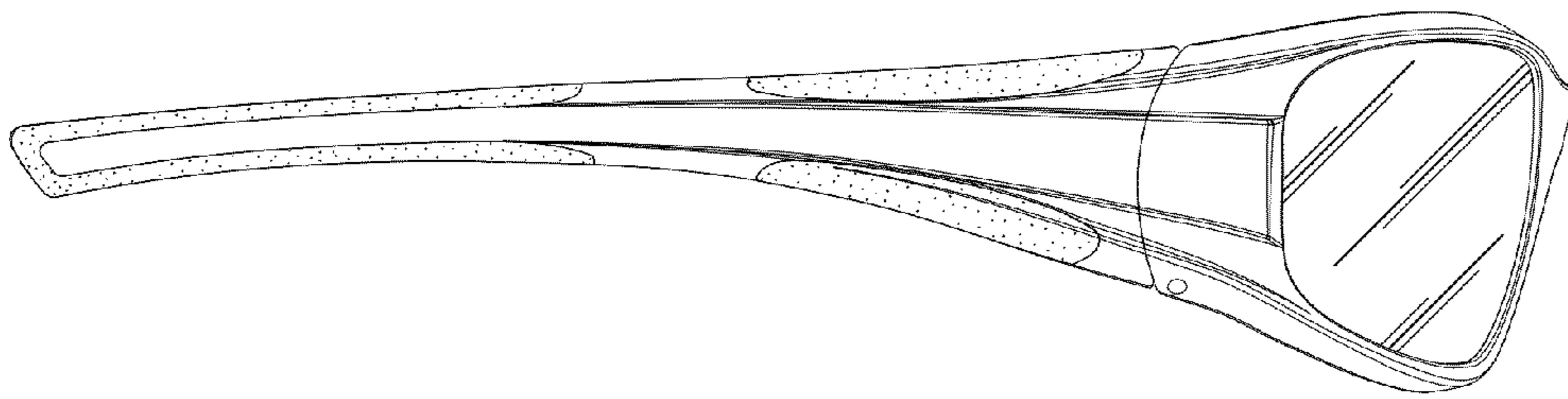


Fig-6

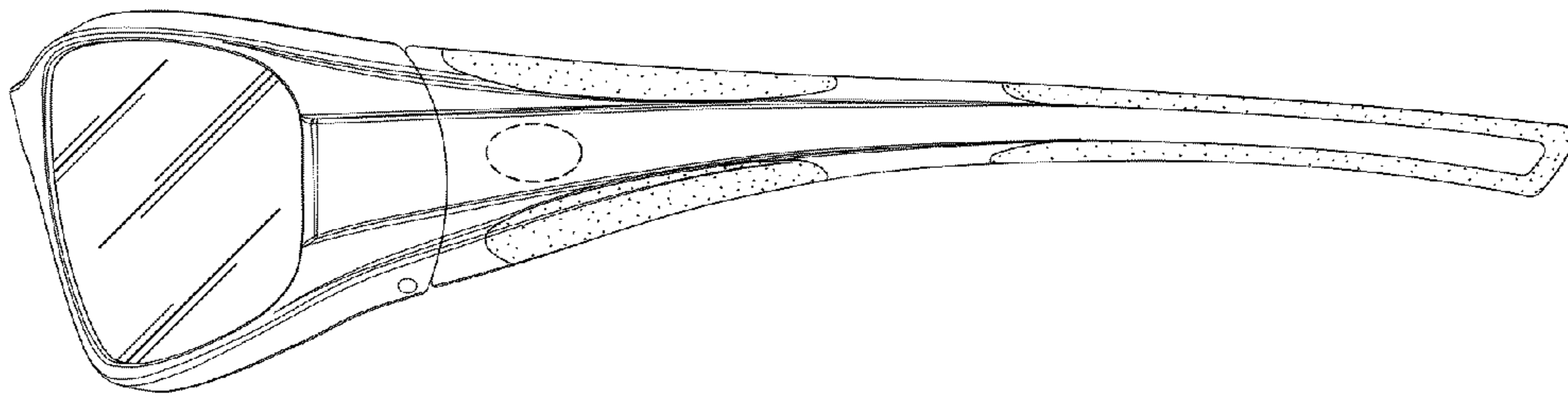


Fig-7