



US00D687084S

(12) **United States Design Patent**
Lim et al.

(10) **Patent No.:** **US D687,084 S**
(45) **Date of Patent:** **** Jul. 30, 2013**

(54) **PROJECTOR**

(75) Inventors: **Jae Won Lim**, Gwangmyeong-si (KR);
Jun Ki Kim, Seoul (KR); **Seung Mo Kang**, Seoul (KR); **Hyung Yuel Kim**, Seoul (KR)

(73) Assignee: **LG Electronics Inc.**, Seoul (KR)

(**) Term: **14 Years**

(21) Appl. No.: **29/412,827**

(22) Filed: **Feb. 8, 2012**

(30) **Foreign Application Priority Data**

Aug. 22, 2011 (KR) 30-2011-0034921

(51) **LOC (9) Cl.** **16-01**

(52) **U.S. Cl.**
USPC **D16/230; D16/225**

(58) **Field of Classification Search**
USPC D16/221, 25, 230-231, 234; D21/514;
D14/135, 168, 188; 353/115, 119, 122; 455/347
See application file for complete search history.

(56) **References Cited**

U.S. PATENT DOCUMENTS

D231,781 S * 6/1974 Seitz D16/221
D329,452 S * 9/1992 Komada et al. D14/135

D470,163 S * 2/2003 Kim D16/230
D565,077 S * 3/2008 Sakamaki et al. D16/230
D585,858 S * 2/2009 Tejima et al. D14/168
D637,641 S * 5/2011 Lim et al. D16/230
D641,772 S * 7/2011 Seo et al. D16/230
D663,759 S * 7/2012 Cho et al. D16/230

* cited by examiner

Primary Examiner — Wan Laymon

(74) *Attorney, Agent, or Firm* — Morgan, Lewis & Bockius LLP

(57) **CLAIM**

We claim the ornamental design for a projector, as shown and described.

DESCRIPTION

FIG. 1 is a perspective view of a projector showing our new design:

FIG. 2 is a front elevation view thereof;

FIG. 3 is a rear elevation view thereof;

FIG. 4 is a left-side elevation view thereof;

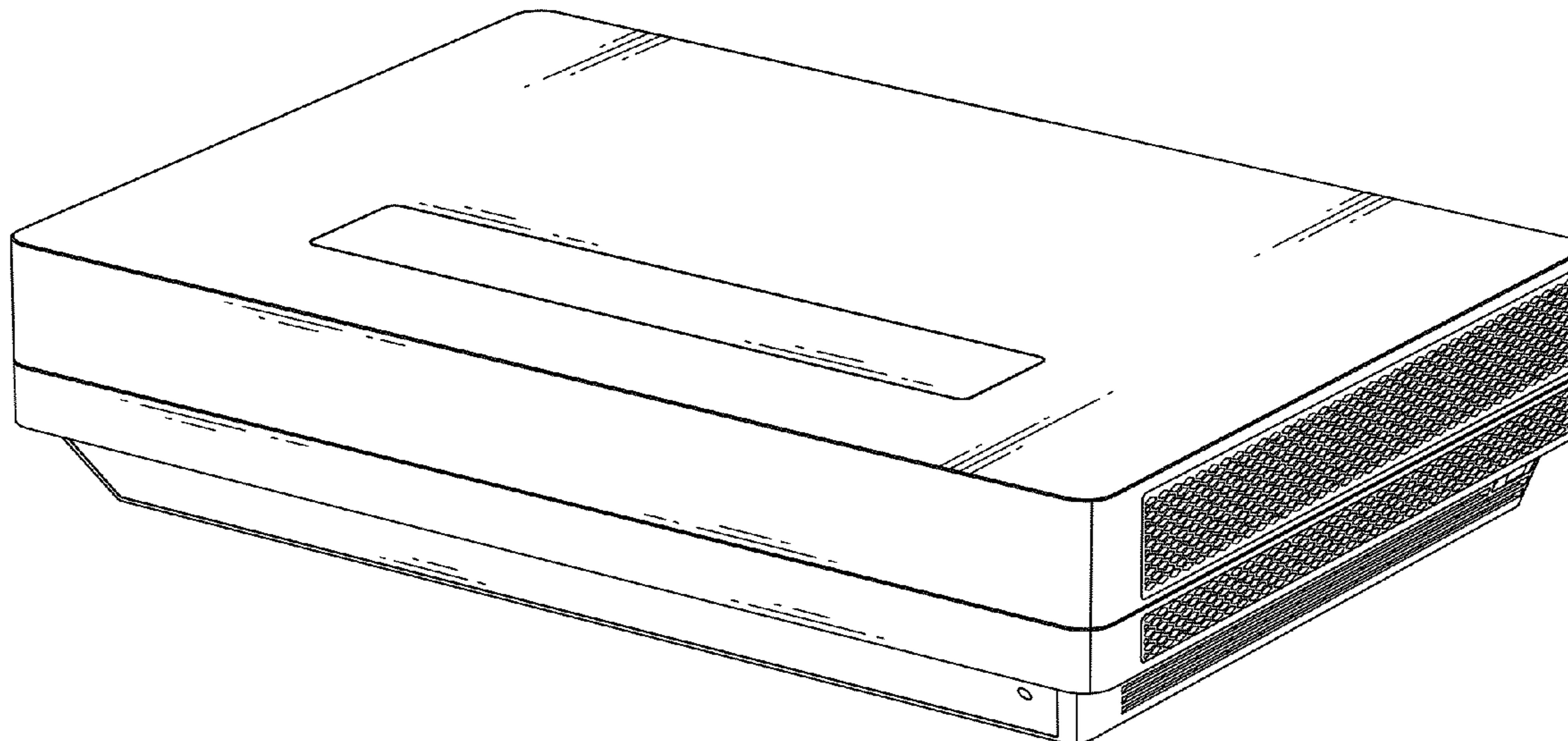
FIG. 5 is a right-side elevation view thereof;

FIG. 6 is a top plan view thereof; and,

FIG. 7 is a bottom plan view thereof.

The broken lines in FIGS. 3 and 7 are included for the purpose of illustrating portions of the projector that form no part of the claimed design.

1 Claim, 4 Drawing Sheets






FIG. 1

FIG. 2

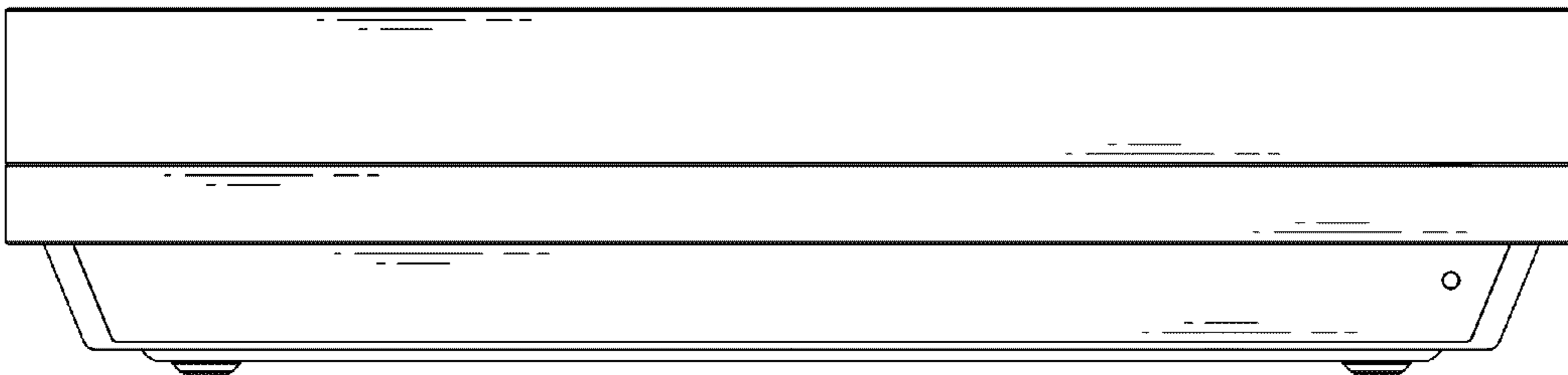


FIG. 3

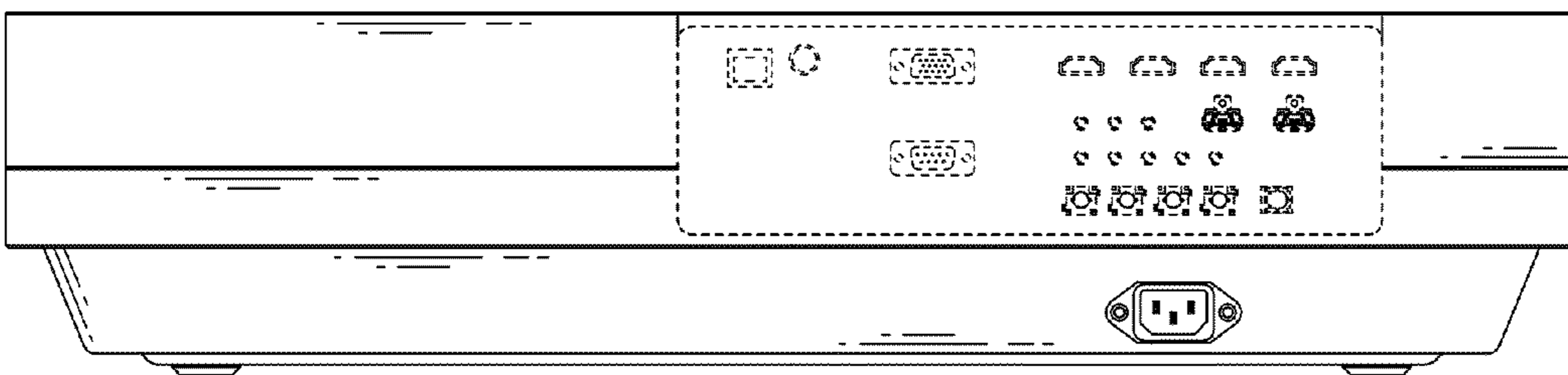


FIG. 4

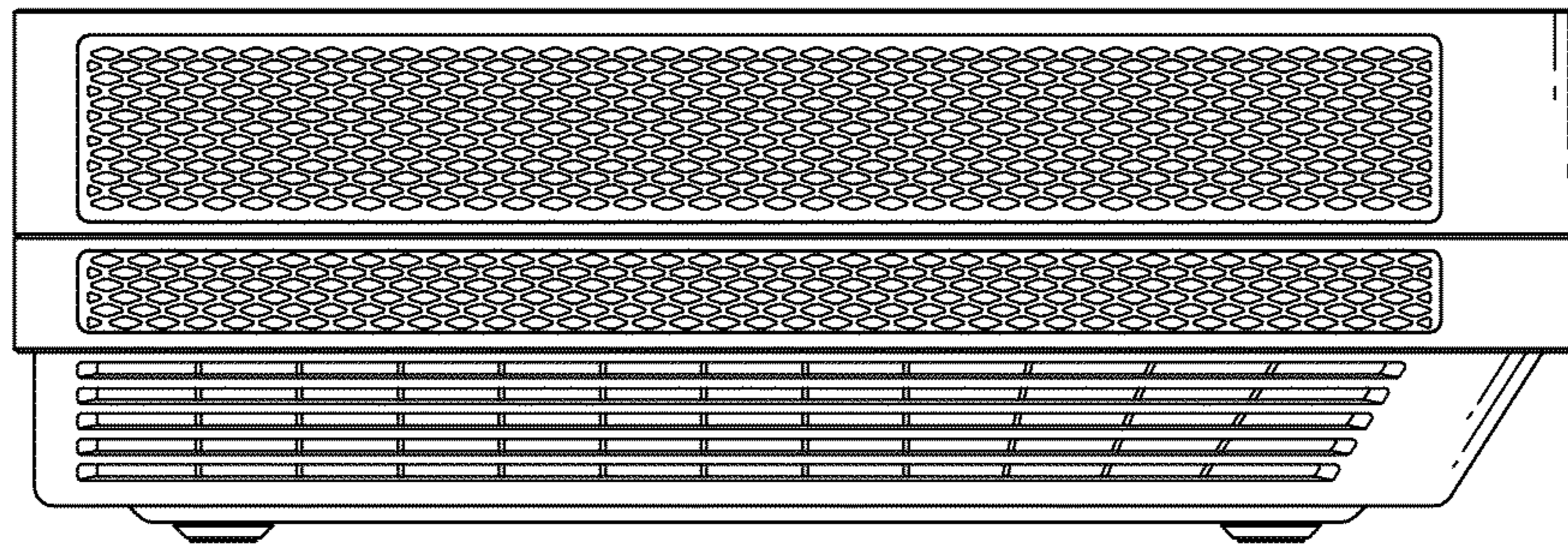


FIG. 5

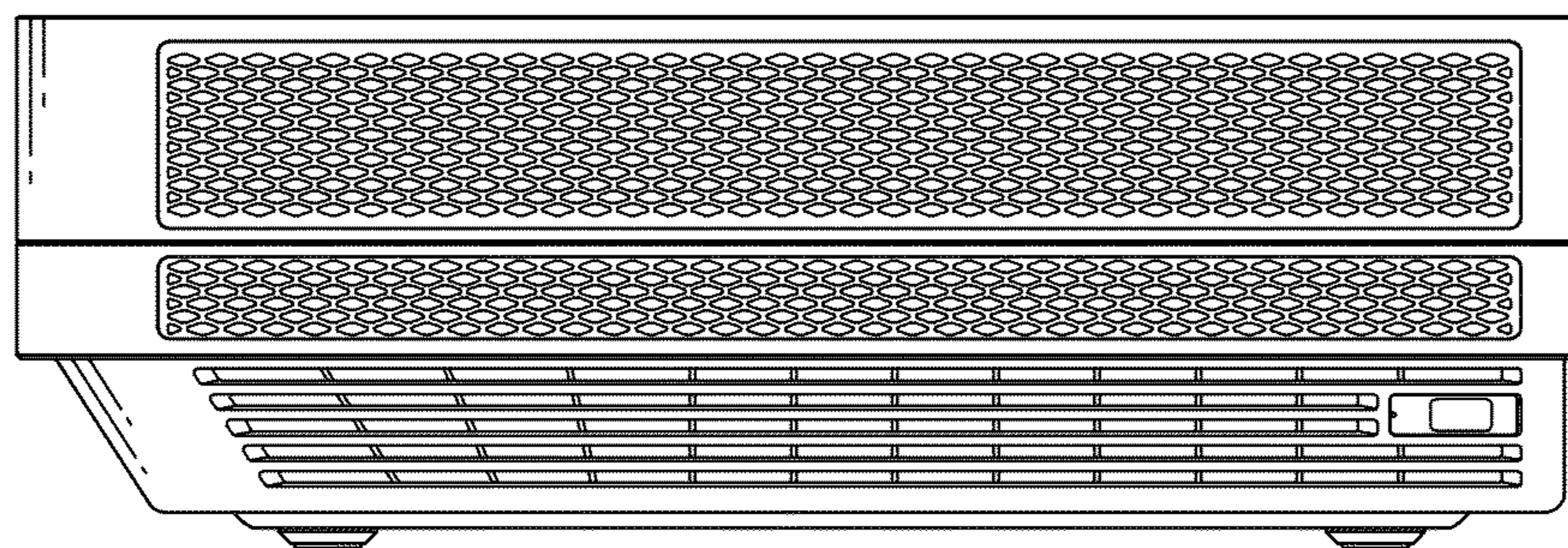


FIG. 6

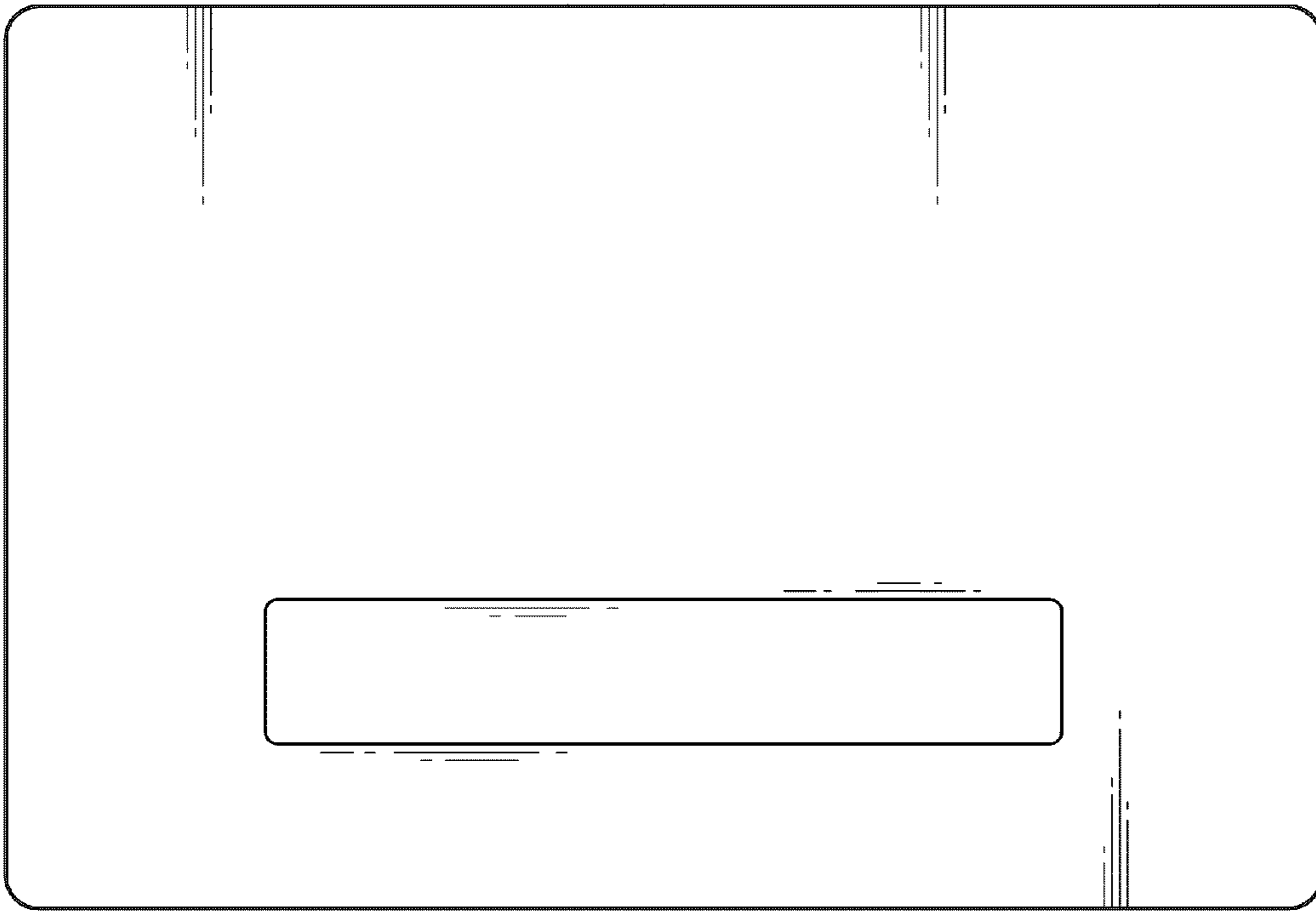


FIG. 7

