



US00D687056S

(12) **United States Design Patent**
Matas et al.

(10) **Patent No.:** **US D687,056 S**
(45) **Date of Patent:** **** Jul. 30, 2013**

(54) **DISPLAY SCREEN WITH AN ANIMATED GRAPHICAL USER INTERFACE**

(75) Inventors: **Michael James Matas**, San Francisco, CA (US); **Michael Plitkins**, Berkeley, CA (US)

(73) Assignee: **Nest Labs, Inc.**, Palo Alto, CA (US)

(**) Term: **14 Years**

(21) Appl. No.: **29/399,625**

(22) Filed: **Aug. 16, 2011**

(51) **LOC (9) Cl.** **14-04**

(52) **U.S. Cl.**
USPC **D14/488**

(58) **Field of Classification Search**
USPC D14/485-488; D10/49, 50
See application file for complete search history.

(56) **References Cited**

U.S. PATENT DOCUMENTS

6,556,310	B1 *	4/2003	Livingston	358/1.18
D594,024	S *	6/2009	King	D14/488
D599,812	S *	9/2009	Hirsch	D14/488
D599,813	S *	9/2009	Hirsch	D14/488
D602,945	S *	10/2009	Watanabe et al.	D14/489
D613,300	S *	4/2010	Chaudhri	D14/488
D624,932	S *	10/2010	Chaudhri	D14/488
D637,606	S *	5/2011	Luke et al.	D14/488
D640,283	S *	6/2011	Woo et al.	D14/487
D640,284	S *	6/2011	Woo et al.	D14/487
D651,608	S *	1/2012	Allen et al.	D14/485
D675,223	S *	1/2013	Woo et al.	D14/487
D675,638	S *	2/2013	Woo et al.	D14/487
D682,874	S *	5/2013	Frijlink et al.	D14/488
2003/0112279	A1 *	6/2003	Irimajiri	345/810
2008/0062141	A1 *	3/2008	Chandhri	345/173

2012/0120316	A1 *	5/2012	Lee	348/564
2012/0130546	A1 *	5/2012	Matas et al.	700/276
2012/0284668	A1 *	11/2012	Bamford et al.	715/834

* cited by examiner

Primary Examiner — Karen E Kearney

(74) *Attorney, Agent, or Firm* — Kilpatrick Townsend & Stockton LLP

(57) **CLAIM**

The ornamental design for a display screen with an animated graphical user interface, as shown and described.

DESCRIPTION

This design application is related to U.S. patent application Ser. No. 13/033,573, filed Feb. 23, 2011.

FIG. 1 is a front view of a first image in the sequence for a display screen with an animated graphical user interface, showing our new design;

FIG. 2 is a front view of a second image thereof;

FIG. 3 is a front view of a third image thereof;

FIG. 4 is a front view of a fourth image thereof;

FIG. 5 is a front view of a fifth image thereof;

FIG. 6 is a front view of a sixth image thereof;

FIG. 7 is a front view of a seventh image thereof; and,

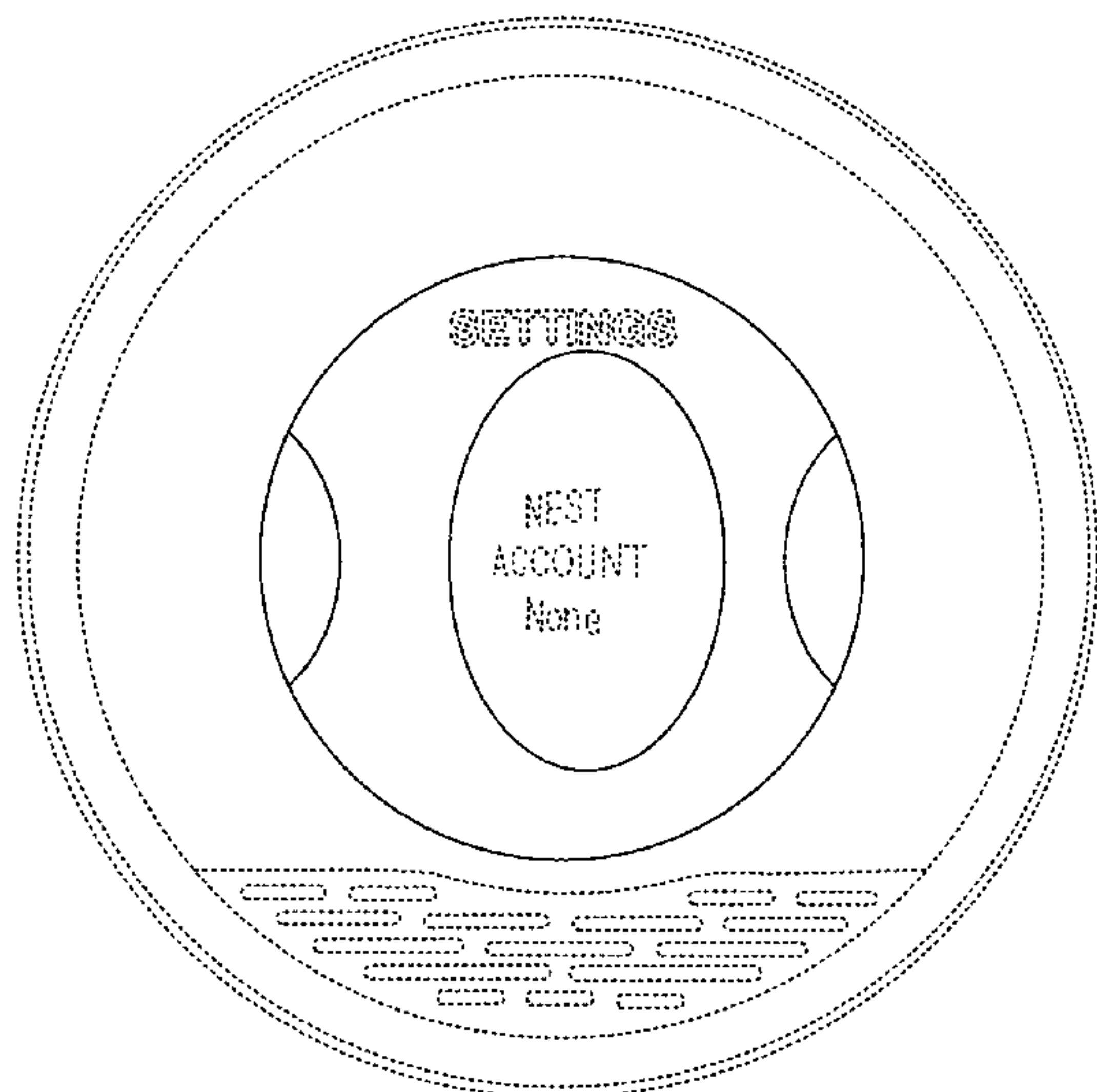
FIG. 8 is a front view of an eighth image thereof.

The outermost solid line in all of the figures is the display screen.

The broken line showings of the control unit and various features of the graphical user interface are included for the purpose of illustrating environmental structure and portions of the article. The broken lines form no part of the claimed design.

The appearance of the transitional image sequentially transitions between images shown in FIGS. 1 through 8. The process or period in which one image transitions to another image forms no part of the claimed design.

1 Claim, 8 Drawing Sheets



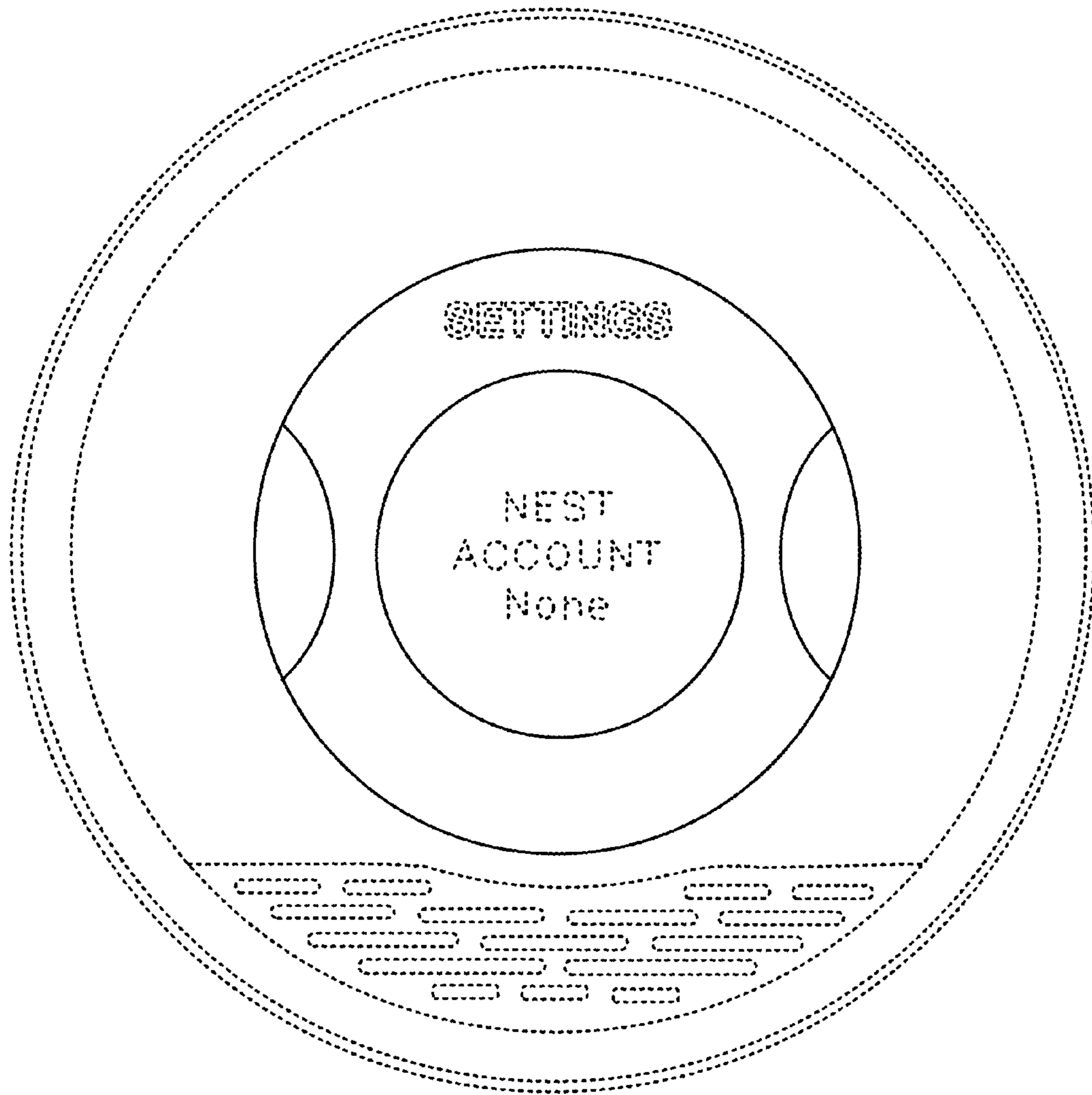


FIG. 1

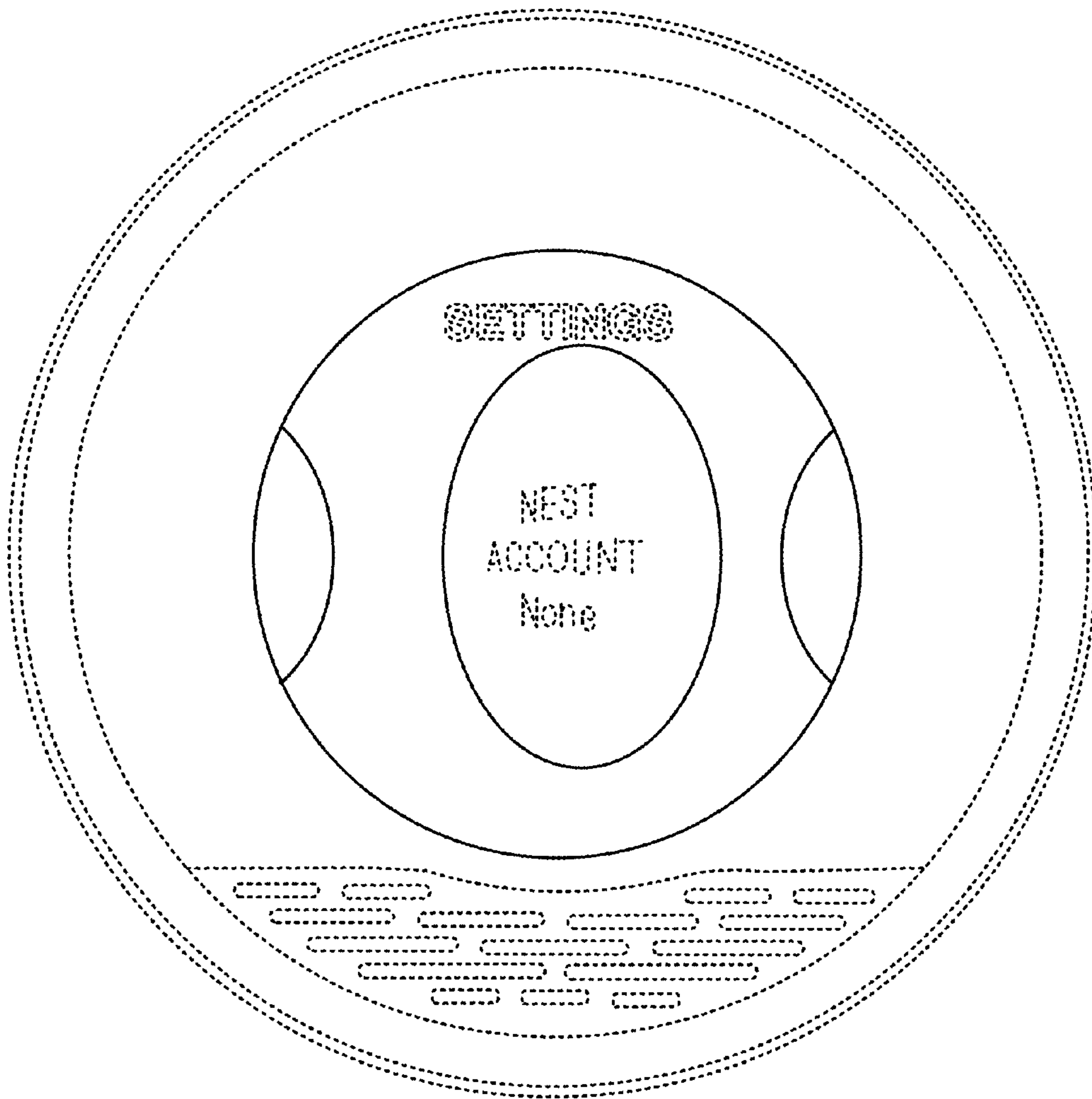


FIG. 2

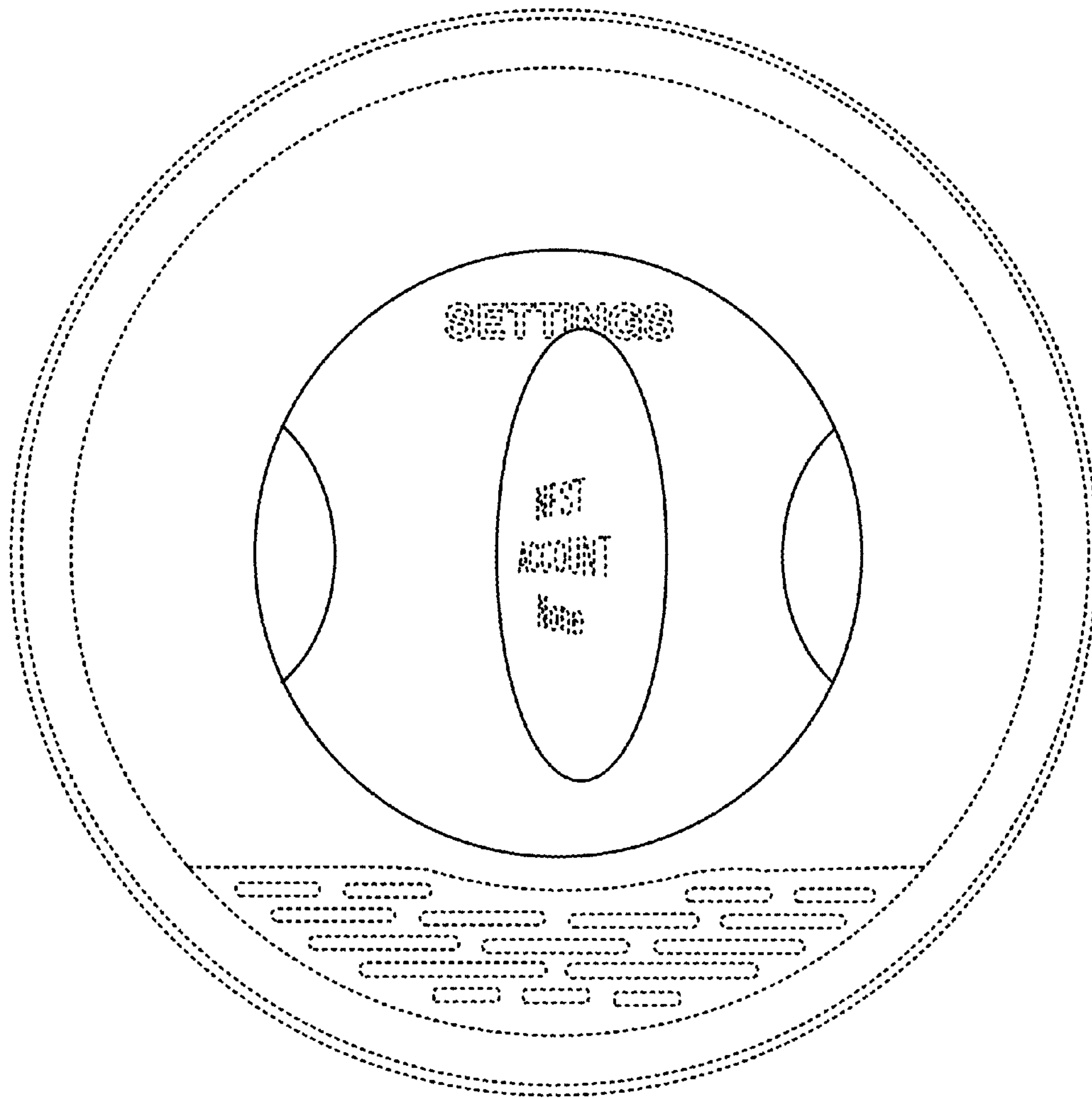


FIG. 3

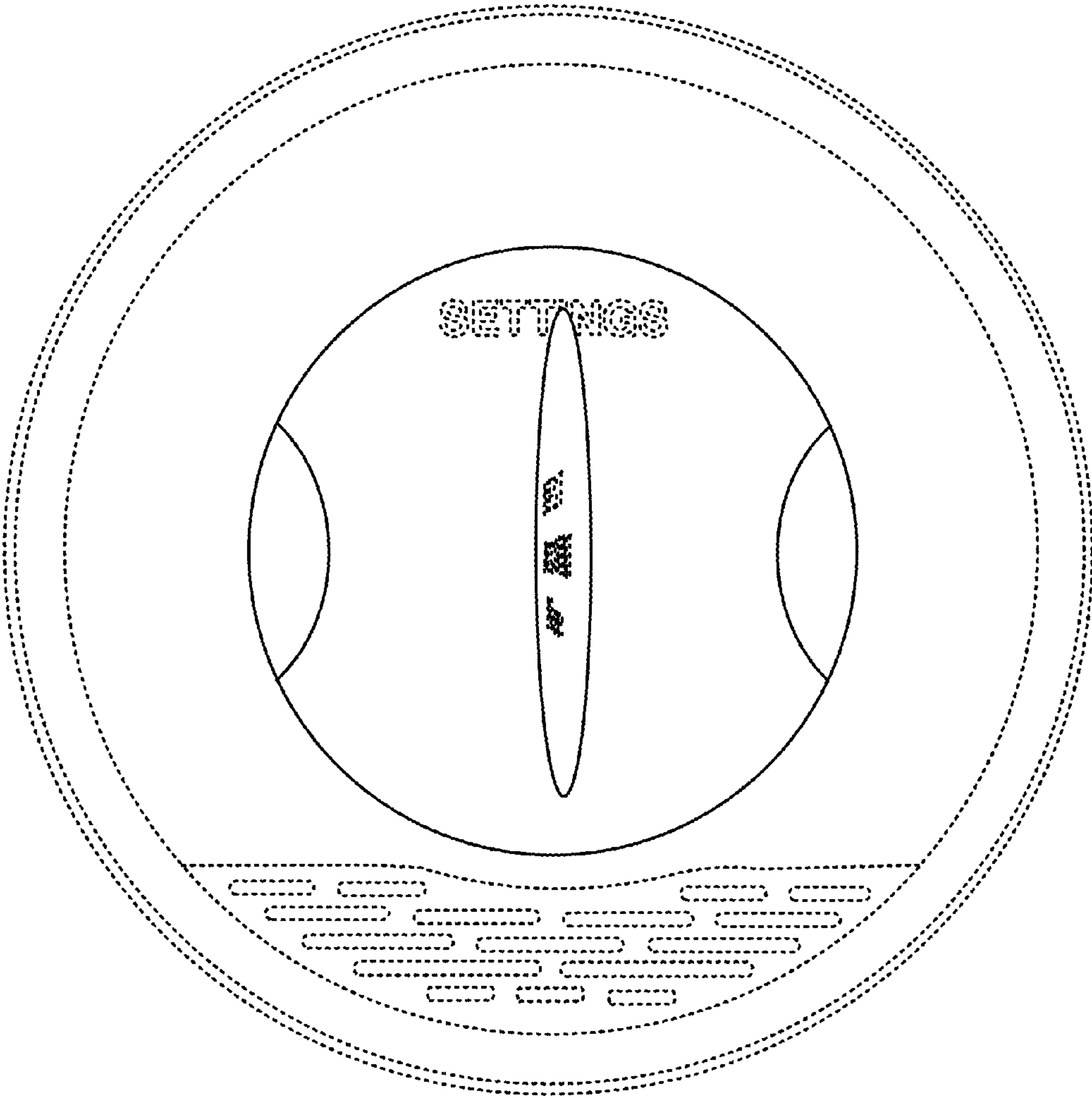


FIG. 4

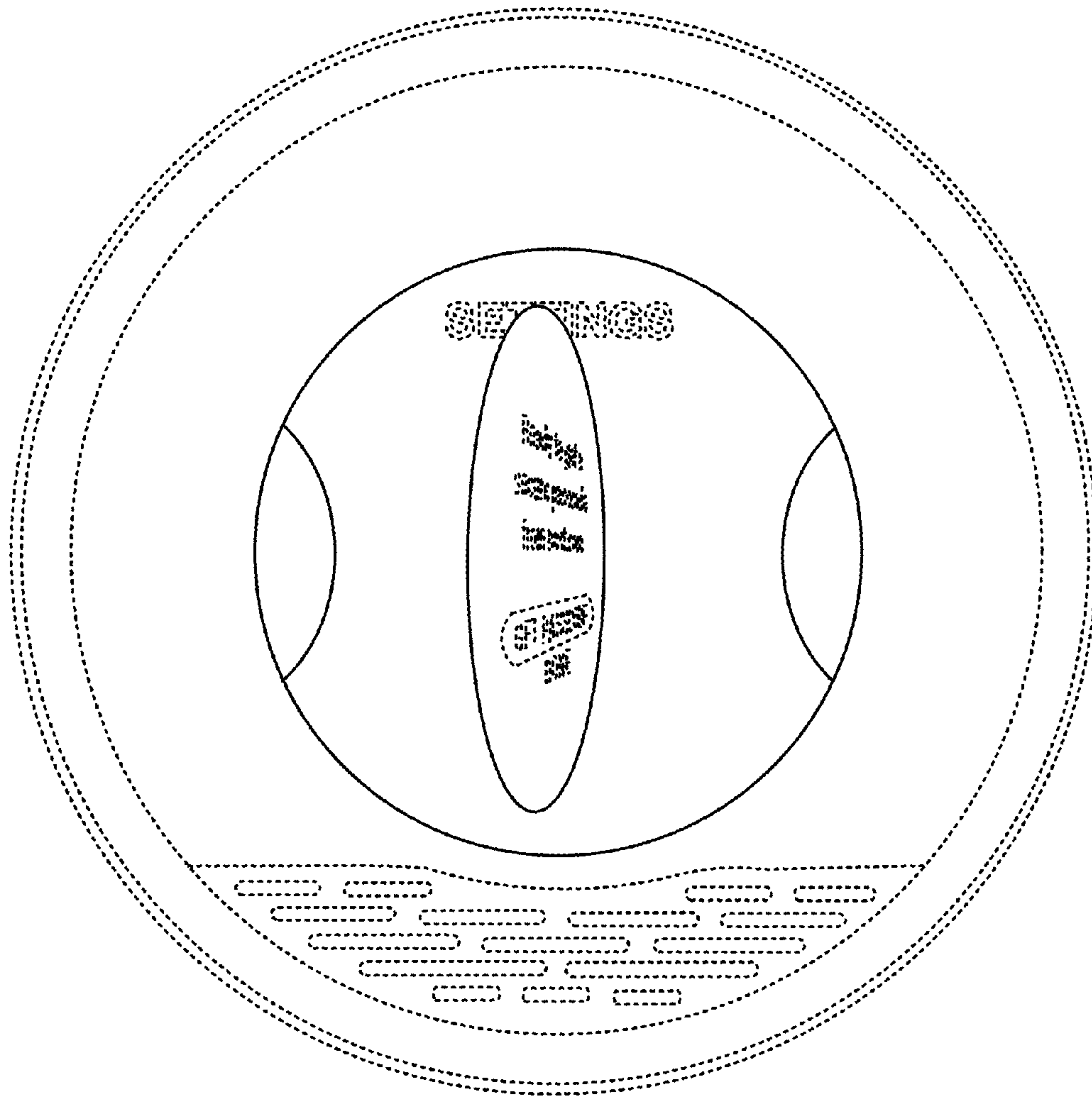


FIG. 5



FIG. 6



FIG. 7



FIG. 8