



US00D687046S

(12) **United States Design Patent**
Plitkins et al.

(10) **Patent No.:** **US D687,046 S**
(45) **Date of Patent:** **** Jul. 30, 2013**

(54) **DISPLAY SCREEN WITH A GRAPHICAL USER INTERFACE**

(75) Inventors: **Michael Plitkins**, Berkeley, CA (US);
David Sloo, Menlo Park, CA (US)

(73) Assignee: **Nest Labs, Inc.**, Palo Alto, CA (US)

(**) Term: **14 Years**

(21) Appl. No.: **29/399,632**

(22) Filed: **Aug. 16, 2011**

(51) **LOC (9) Cl.** **14-04**

(52) **U.S. Cl.**
USPC **D14/485**

(58) **Field of Classification Search**
USPC D14/485–488; D10/49, 50
See application file for complete search history.

(56) **References Cited**

U.S. PATENT DOCUMENTS

5,808,419	A *	9/1998	Sunaga et al.	315/169.1
D474,195	S *	5/2003	Kates et al.	D14/485
D496,940	S *	10/2004	Fetterman	D14/485
D505,135	S *	5/2005	Sapp et al.	D14/489
D544,495	S *	6/2007	Evans et al.	D14/488
D544,496	S *	6/2007	Evans et al.	D14/489
7,340,333	B2 *	3/2008	Lenneman et al.	701/36
D597,554	S *	8/2009	Danton	D14/491
D602,945	S *	10/2009	Watanabe et al.	D14/489
7,712,049	B2 *	5/2010	Williams et al.	715/834
7,907,974	B2 *	3/2011	Brinda et al.	455/566
D654,929	S *	2/2012	Morrow et al.	D14/492
D662,108	S *	6/2012	Okumura et al.	D14/487
D665,417	S *	8/2012	Okumura et al.	D14/490
2004/0109033	A1 *	6/2004	Vienneau et al.	345/863
2007/0094597	A1 *	4/2007	Rostom	715/700
2007/0271528	A1 *	11/2007	Park et al.	715/810

2012/0066632	A1 *	3/2012	Sundermeyer et al.	715/771
2012/0068854	A1 *	3/2012	Shiflet et al.	340/870.02
2012/0084729	A1 *	4/2012	Lin	715/823
2012/0131504	A1 *	5/2012	Fadell et al.	715/810
2012/0203379	A1 *	8/2012	Sloo et al.	700/276
2012/0229521	A1 *	9/2012	Hales et al.	345/684

* cited by examiner

Primary Examiner — Karen E Kearney

(74) *Attorney, Agent, or Firm* — Kilpatrick Townsend & Stockton LLP

(57) **CLAIM**

The ornamental design for a display screen with a graphical user interface, as shown and described.

DESCRIPTION

FIG. 1 is a front view of a display screen with a graphical user interface, showing our new design;
 FIG. 2 is a front view thereof, wherein a portion of the environment is in a second position;
 FIG. 3 is a front view thereof, wherein a portion of the environment is in a third position;
 FIG. 4 is a front view thereof, wherein a portion of the environment is in a fourth position;
 FIG. 5 is a front view thereof, wherein a portion of the environment is in a fifth position;
 FIG. 6 is a front view thereof, wherein a portion of the environment is in a sixth position; and,
 FIG. 7 is a front view thereof, wherein a portion of the environment is in a seventh position.
 The broken line showings of the control unit, display screen, and various features of the graphical user interface are included for the purpose of illustrating environmental structure and portions of the article. The broken lines form no part of the claimed design.

1 Claim, 7 Drawing Sheets






FIG. 1



FIG. 2



FIG. 3




FIG. 4




FIG. 5




FIG. 6



FIG. 7