



US00D687027S

(12) **United States Design Patent**  
**Melanson et al.**

(10) **Patent No.:** **US D687,027 S**  
(45) **Date of Patent:** **\*\* Jul. 30, 2013**

(54) **CASE FOR ELECTRONIC DEVICE**

(75) Inventors: **Christopher Melanson**, Fort Collins, CO (US); **Alan Morine**, Fort Collins, CO (US); **Adam Wibby**, Fort Collins, CO (US)

(73) Assignee: **Otter Products, LLC**, Fort Collins, CO (US)

(\*\*) Term: **14 Years**

(21) Appl. No.: **29/431,887**

(22) Filed: **Sep. 12, 2012**

(51) **LOC (9) Cl.** ..... **14-03**

(52) **U.S. Cl.**  
USPC ..... **D14/250**

(58) **Field of Classification Search**  
USPC ..... D14/250–253, 440, 203.3–203.7, D14/217, 496, 248, 238.1, 240, 447; D13/103, D13/107–108, 119; 220/4.02; 248/309.1, 248/371, 176.3, 668; 361/679.56, 679.3, 361/679.25, 816; 379/426, 433.11, 455; 455/575.1, 575.8; 206/305, 320; 345/173; D3/201, 218, 247, 269, 273, 301, 303  
See application file for complete search history.

(56) **References Cited**

**U.S. PATENT DOCUMENTS**

D574,819 S *	8/2008	Andre et al.	.....	D3/269
D623,180 S *	9/2010	Diebel	.....	D14/250
D637,592 S	5/2011	Magness et al.		
D638,005 S *	5/2011	Richardson et al.	.....	D14/250
D649,537 S	11/2011	Magness et al.		
D649,538 S	11/2011	Magness et al.		
D650,371 S	12/2011	Wibby et al.		
D650,376 S	12/2011	Wibby et al.		
D651,204 S	12/2011	Wibby et al.		
D659,691 S *	5/2012	Kim et al.	.....	D14/250

D662,923 S *	7/2012	Piedra et al.	.....	D14/250
D664,091 S *	7/2012	Pliner et al.	.....	D13/108
D670,281 S *	11/2012	Corpuz et al.	.....	D14/250
D670,689 S *	11/2012	Wang	.....	D14/250
D673,554 S *	1/2013	Simmer	.....	D14/250
D676,845 S *	2/2013	Melanson et al.	.....	D14/250
2011/0228459 A1	9/2011	Richardson et al.		
2012/0103844 A1 *	5/2012	Piedra et al.	.....	206/320
2013/0045782 A1 *	2/2013	Simmer	.....	455/575.8

**OTHER PUBLICATIONS**

Review of Otterbox Reflex Series for the iPhone 5, published on Jan. 3, 2013, <URL:http://www.youtube.com/watch?v=dLCpB\_Wg1IQ>, retrieved from internet on Mar. 10, 2013.\*

\* cited by examiner

*Primary Examiner* — Carla Jobe Wright

(57) **CLAIM**

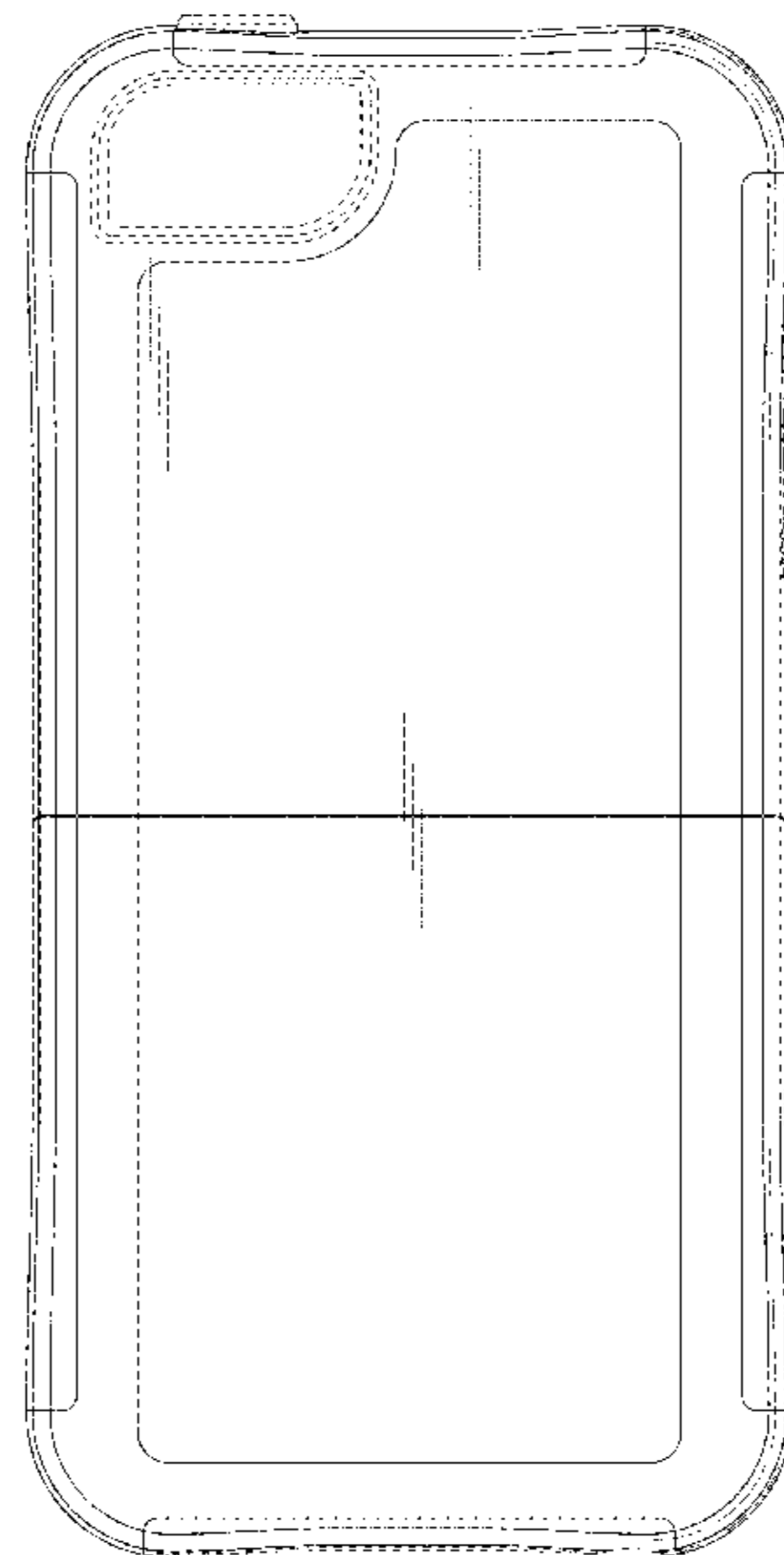
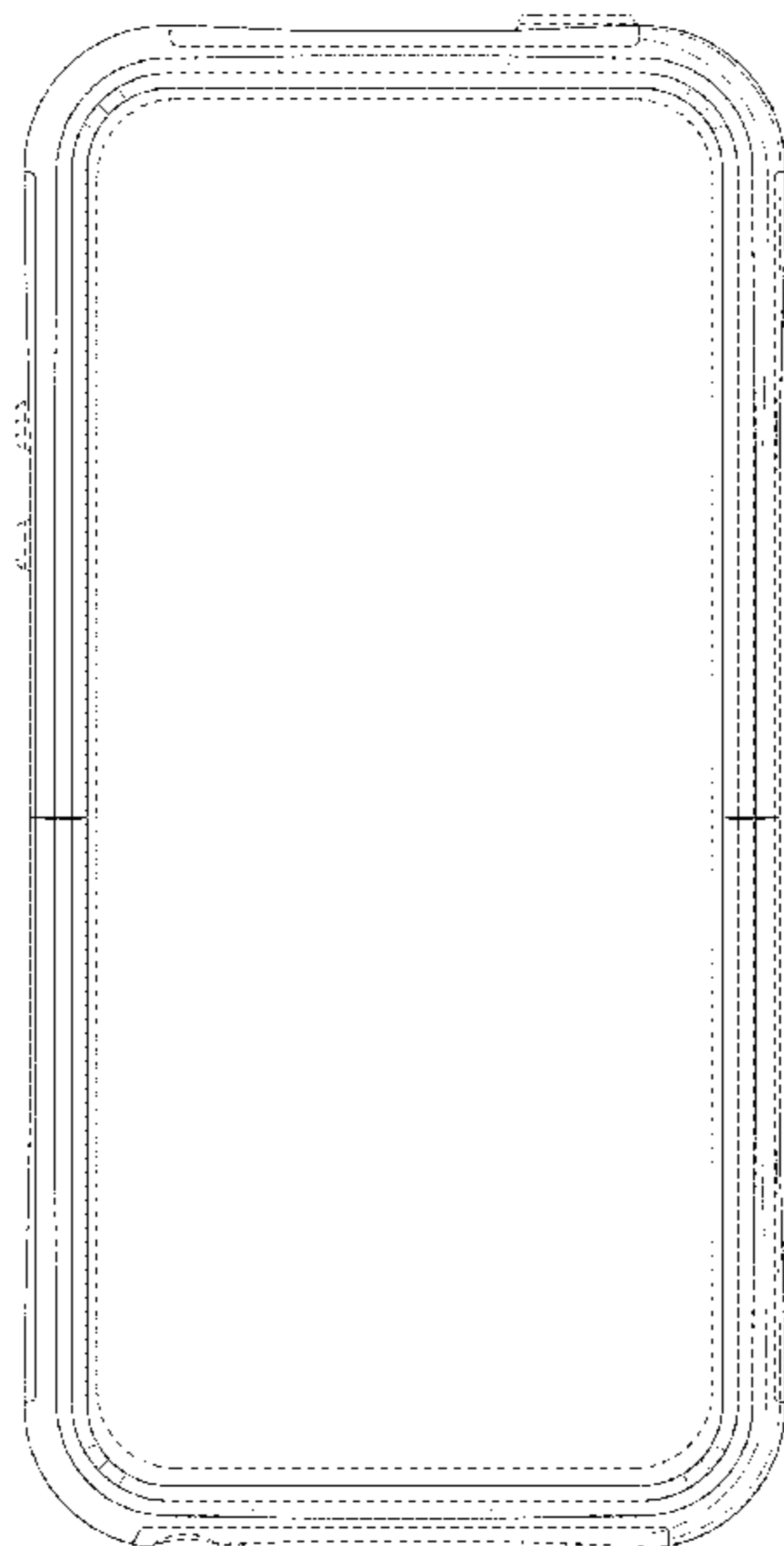
The ornamental design for a case for electronic device, as shown and described.

**DESCRIPTION**

FIG. 1 is a front isometric view of a case for electronic device showing our new design;  
FIG. 2 is a rear isometric view thereof;  
FIG. 3 is a front view thereof;  
FIG. 4 is a rear view thereof;  
FIG. 5 is a left view thereof;  
FIG. 6 is a right view thereof;  
FIG. 7 is a top view thereof; and,  
FIG. 8 is a bottom view thereof.

The broken lines immediately adjacent the shaded surfaces represent boundaries of the claimed design. All other broken lines depict unclaimed environment. The broken lines and unshaded regions bounded by the broken lines form no part of the claimed design.

**1 Claim, 6 Drawing Sheets**



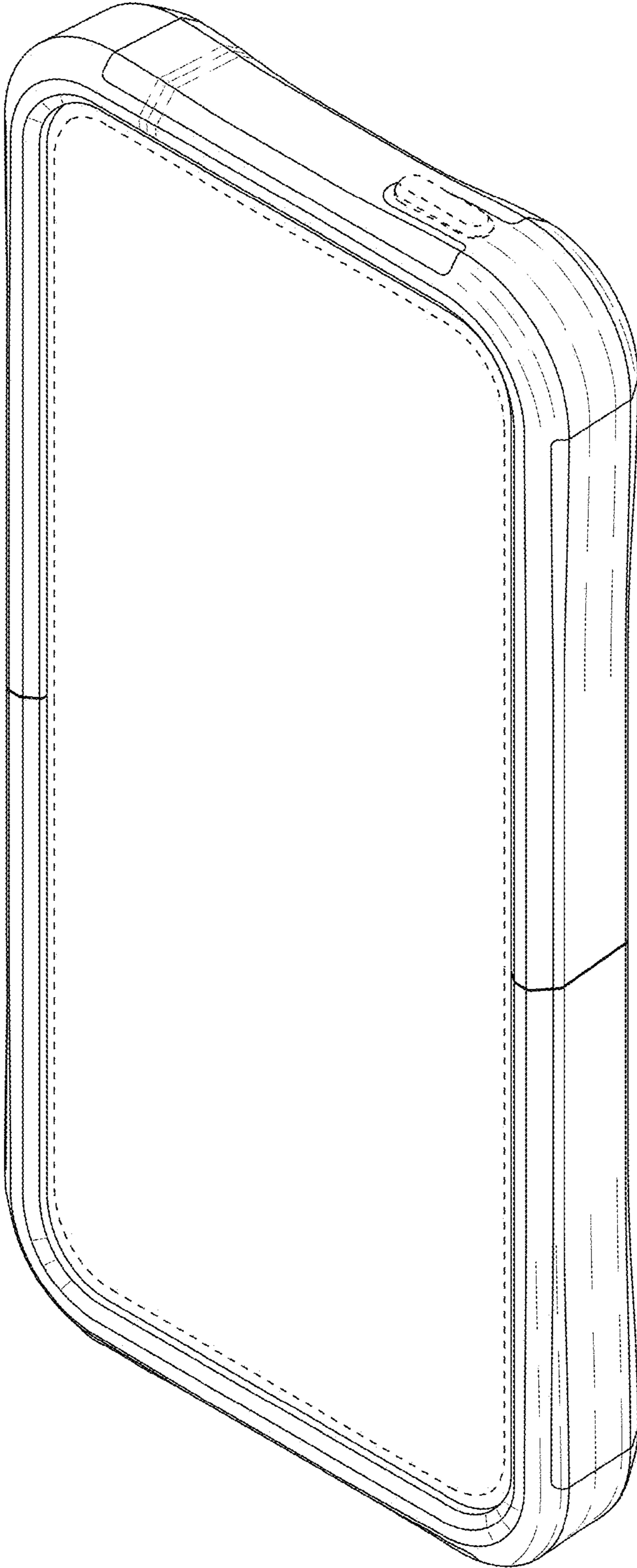


FIG. 1

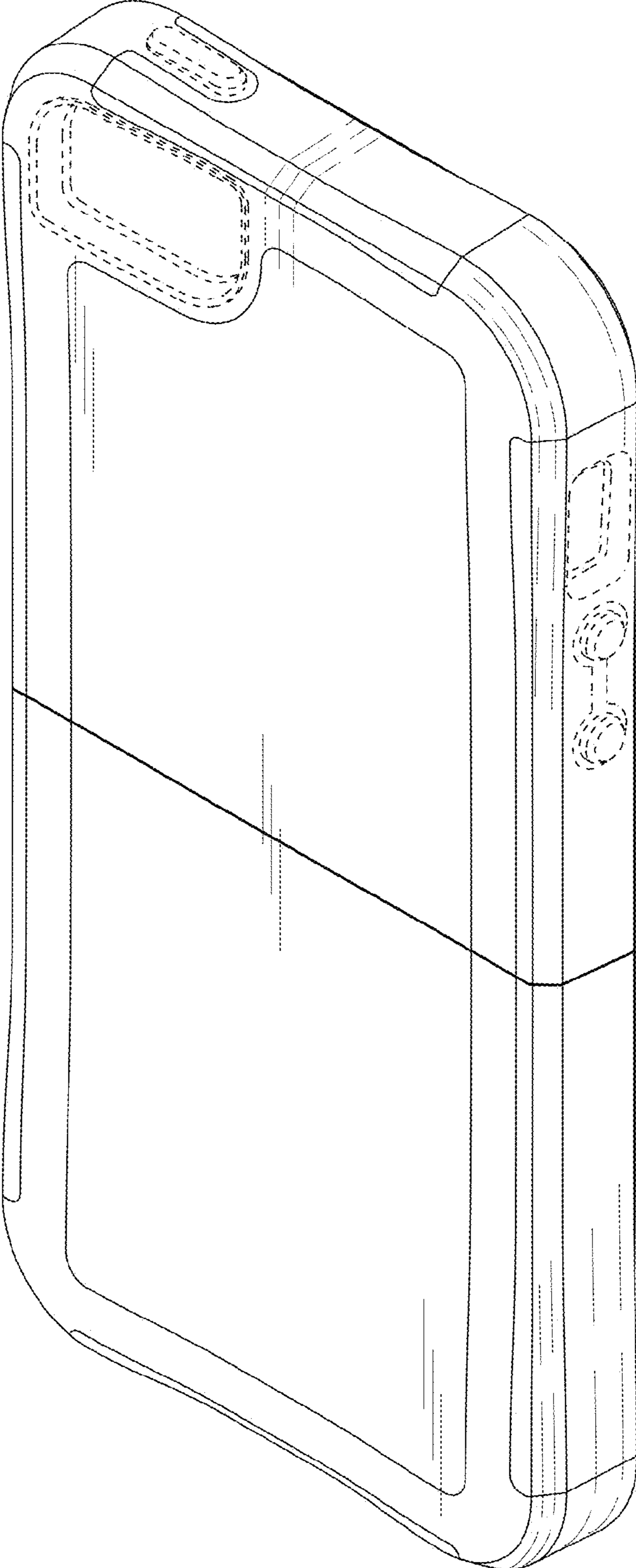


FIG. 2




FIG. 3




FIG. 4

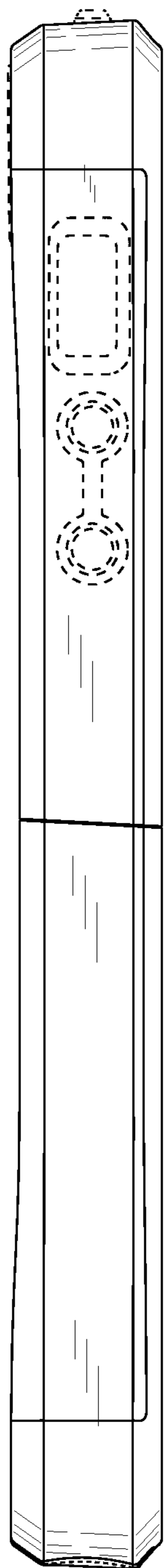


FIG. 5

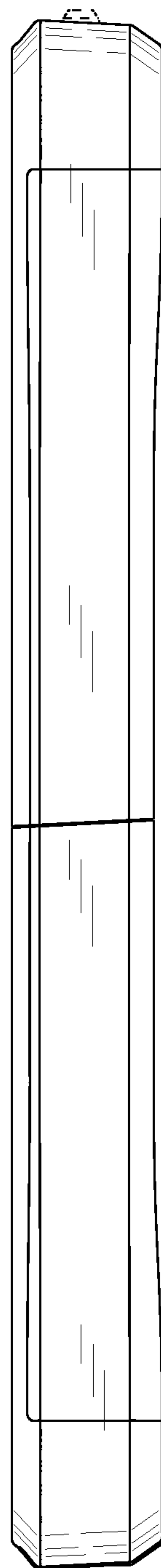


FIG. 6

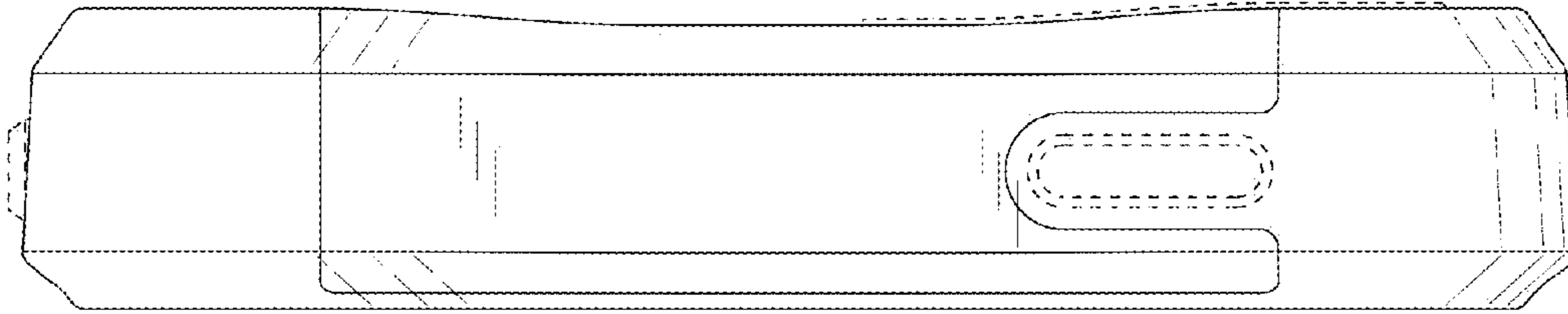


FIG. 7

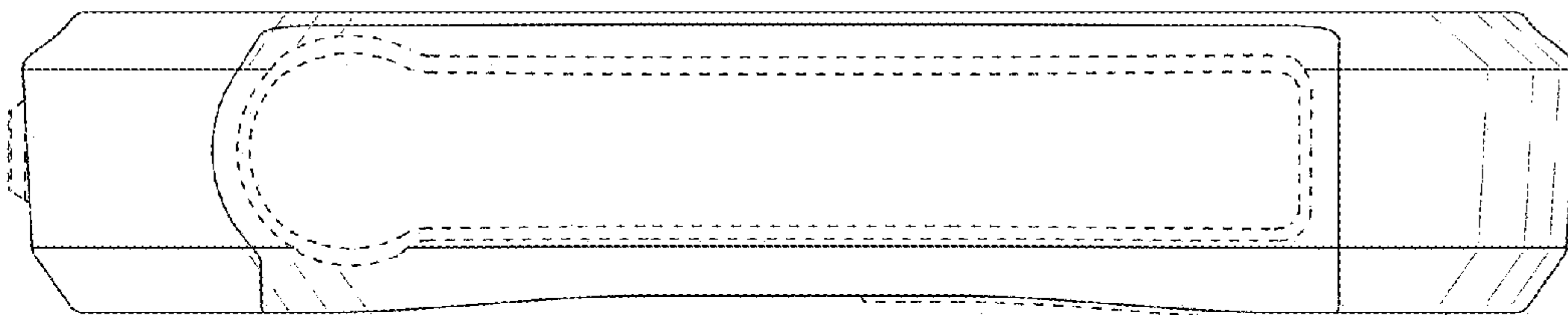


FIG. 8