



US00D687019S

(12) **United States Design Patent**
O'Donnell et al.

(10) **Patent No.:** **US D687,019 S**
(45) **Date of Patent:** **** Jul. 30, 2013**

(54) **DISC JOCKEY MIXER AND DRUM MACHINE**

(71) Applicant: **inMusic Brands, Inc.**, Cumberland, RI (US)

(72) Inventors: **John E. O'Donnell**, Ft. Lauderdale, FL (US); **Jonathan Hayes**, Cambridge, MA (US); **Paul C. Williamson**, Providence, RI (US)

(73) Assignee: **inMusic Brands, Inc.**, Cumberland, RI (US)

(**) Term: **14 Years**

(21) Appl. No.: **29/443,941**

(22) Filed: **Jan. 24, 2013**

Related U.S. Application Data

(63) Continuation of application No. 29/411,587, filed on Jan. 24, 2012, now Pat. No. Des. 678,250.

(51) **LOC (9) Cl.** **14-03**

(52) **U.S. Cl.**
USPC **D14/217**

(58) **Field of Classification Search**
USPC D14/162, 167-169, 175, 188, 196-198, D14/217, 257, 258, 434, 496; D13/163, 164; 84/625, 660, 697; 455/350; 381/119
See application file for complete search history.

(56) **References Cited**

U.S. PATENT DOCUMENTS

3,035,211	A	5/1962	Mitchell
3,120,584	A	2/1964	Grunfelder et al.
3,226,493	A	12/1965	Reimer
3,226,494	A	12/1965	Hartz at al.
3,470,332	A	9/1969	Milner at al
3,517,637	A	6/1970	Kaiser

D221,951	S	9/1971	Kindley
D228,137	S	8/1973	Chadima, Jr.
3,843,851	A	10/1974	Harada et al.
D249,345	S	9/1978	Oliveira et al.
D254,433	S	3/1980	Roch
D256,230	S	8/1980	Beale et al.
D272,422	S	1/1984	Swarztrauber et al.
D276,338	S	11/1984	Pardo
D277,002	S	1/1985	Genaro et al.
D278,807	S	5/1985	Erna
D279,892	S	7/1985	Brockway

(Continued)

OTHER PUBLICATIONS

Examiner's Comment, Jan. 17, 2013 Notice of Allowance and Issue Fee(s) Due, U.S. Appl. No. 29/428,327, filed Jul. 30, 2012.

(Continued)

Primary Examiner — Keli L Hill

(74) *Attorney, Agent, or Firm* — Finnegan, Henderson, Farabow, Garrett & Dunner, LLP

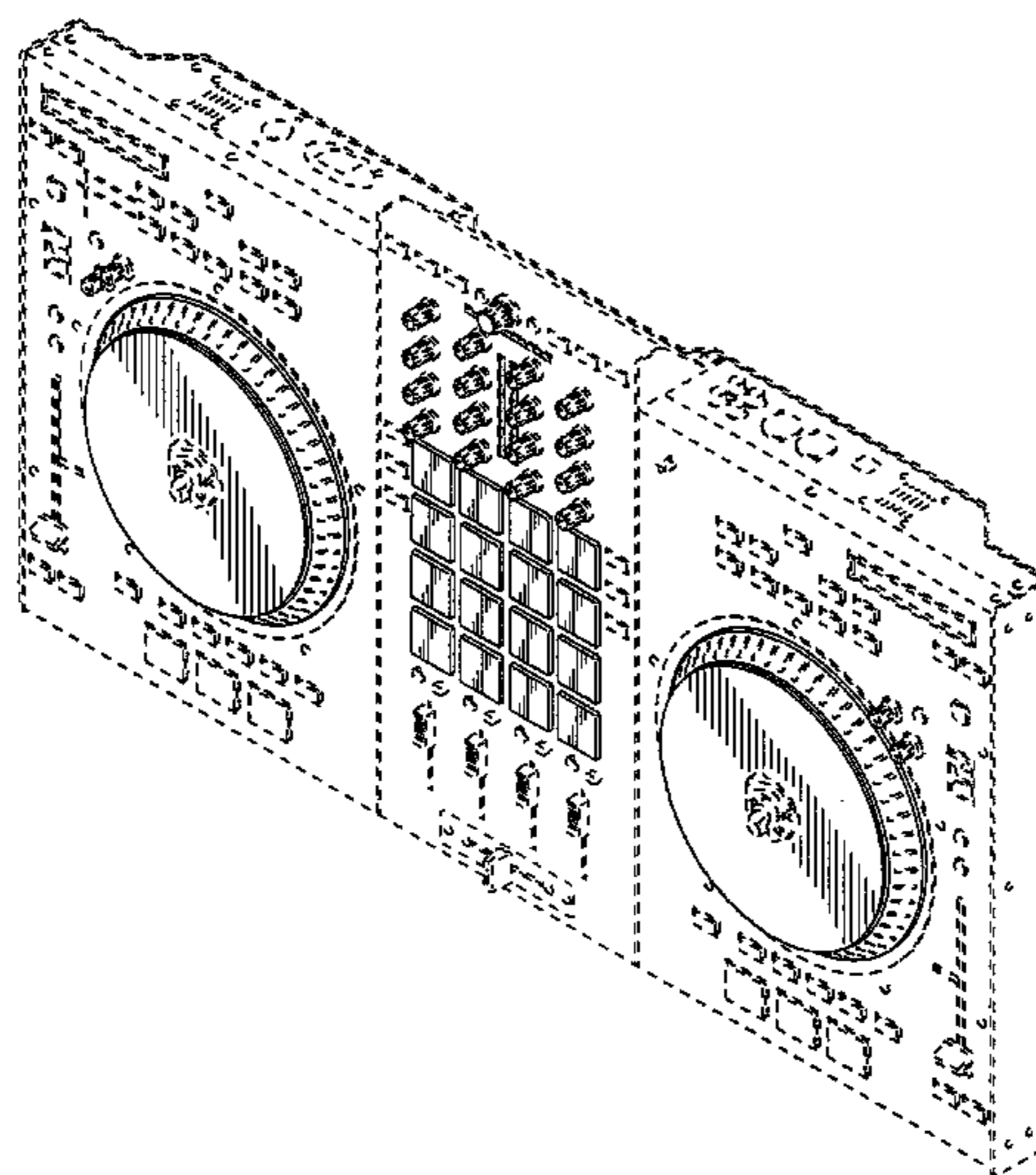
(57) **CLAIM**

The ornamental design for a disc jockey mixer and drum machine, as shown and described.

DESCRIPTION

FIG. 1 is a perspective view of a disc jockey mixer and drum machine showing our new design;
FIG. 2 is a bottom elevation view thereof;
FIG. 3 is a top plan view thereof;
FIG. 4 is a front elevation view thereof;
FIG. 5 is a rear view thereof;
FIG. 6 is a right side elevation view thereof; and,
FIG. 7 is a left side elevation view thereof.
The portions depicted in broken lines are environment and the elements depicted in broken lines form no part of the claimed design.

1 Claim, 7 Drawing Sheets



US D687,019 S

Page 2

U.S. PATENT DOCUMENTS

D280,502 S 9/1985 Meier et al.
D280,893 S 10/1985 Ueda
D282,253 S 1/1986 Shimizu et al.
D283,406 S 4/1986 Green, Jr.
D284,662 S 7/1986 McKenzie et al.
D285,442 S 9/1986 McGuire
D286,045 S 10/1986 McGarvey et al.
D289,396 S 4/1987 Wilson et al.
D292,404 S 10/1987 Wilson et al.
D294,764 S 3/1988 Fincke
D298,544 S 11/1988 Gerardy
4,866,764 A 9/1989 Barker, III
D305,018 S 12/1989 Pena et al.
D380,212 S 6/1997 Colby
D412,337 S 7/1999 Hamano
6,660,948 B2 12/2003 Clegg et al.
D519,569 S * 4/2006 Kiyono et al. D21/333
7,083,342 B2 8/2006 Griffin
D549,710 S 8/2007 Hyneczek et al.
D553,608 S * 10/2007 Williamson et al. D14/168
7,439,959 B2 10/2008 Griffin et al.
D582,355 S 12/2008 Ohlert et al.

D583,798 S * 12/2008 Iijima et al. D14/168
D592,646 S 5/2009 Sun et al.
D602,914 S * 10/2009 Williamson et al. D14/217
D605,604 S * 12/2009 El-Kiss D13/163
D624,053 S * 9/2010 Williamson et al. D14/217
7,884,803 B2 2/2011 Huang
7,893,375 B2 2/2011 Chang et al.
D648,323 S * 11/2011 Medas D14/217
D665,778 S * 8/2012 Langlois D14/217
D666,160 S * 8/2012 Adenau D13/164
D666,173 S * 8/2012 Iijima et al. D14/217
8,289,192 B2 10/2012 O'Donnell
D678,249 S * 3/2013 Kuramoto D14/217
D678,250 S * 3/2013 O'Donnell et al. D14/217
2006/0188316 A1 * 8/2006 Shamitoff 401/117
2008/0144478 A1 * 6/2008 Frederick et al. 369/264
2011/0024278 A1 2/2011 Wang
2011/0233040 A1 9/2011 Cheng

OTHER PUBLICATIONS

U.S. Appl. No. 13/547,607, filed Jul. 12, 2012.

* cited by examiner

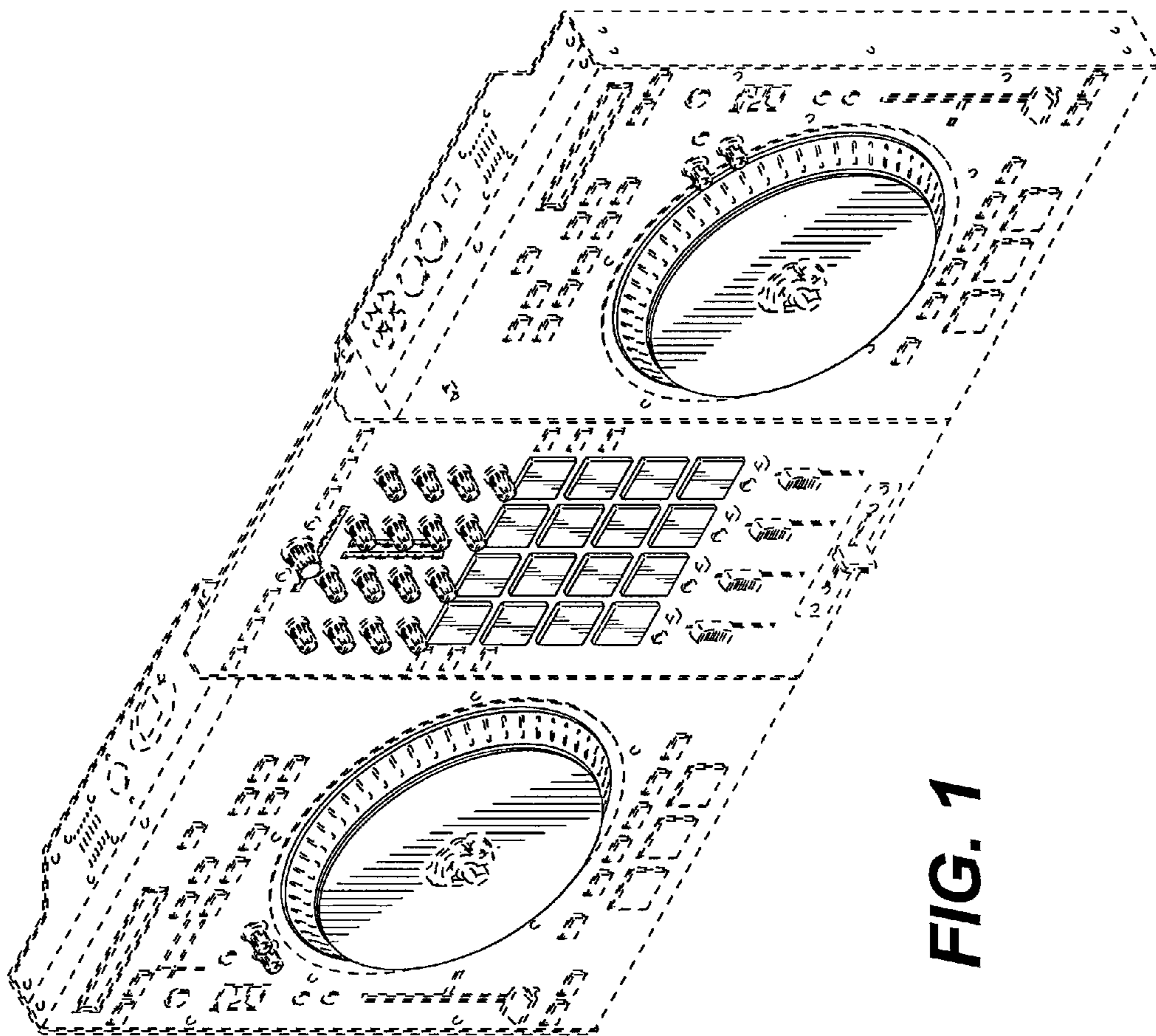


FIG. 1

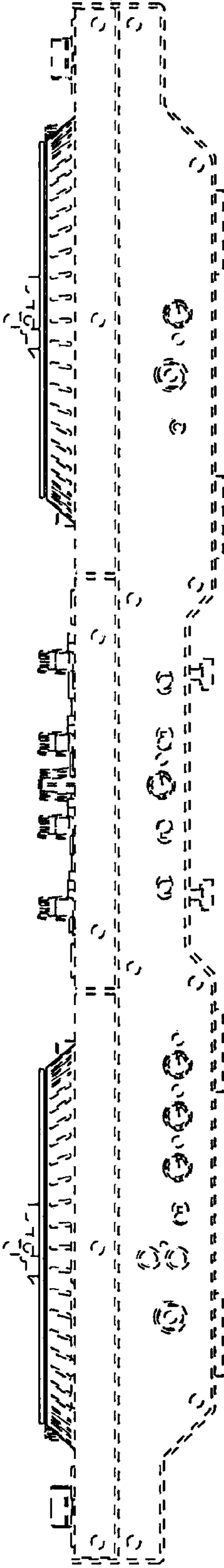


FIG. 2

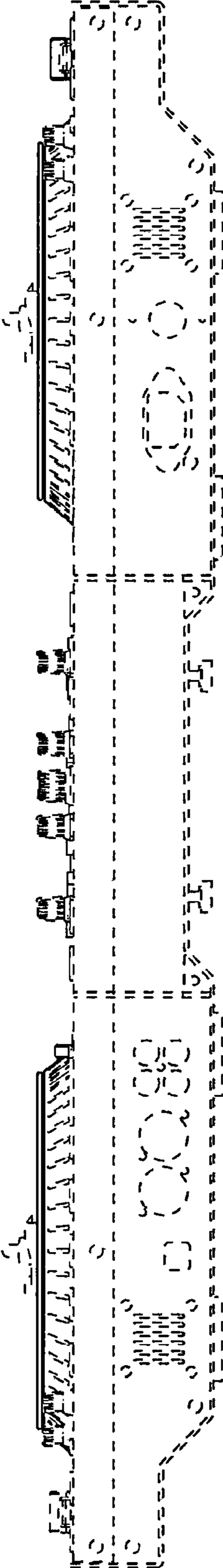


FIG. 3

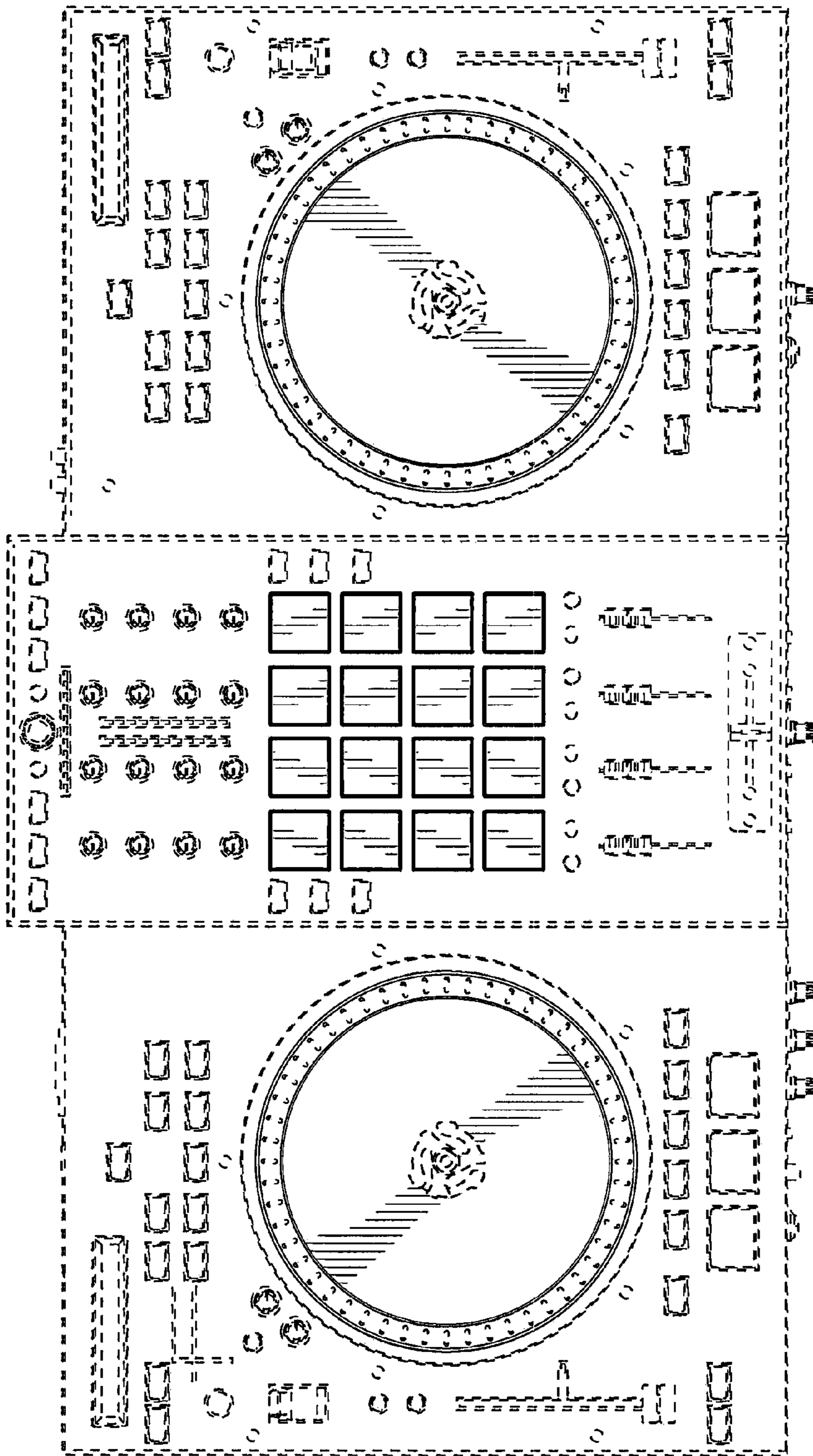


FIG. 4

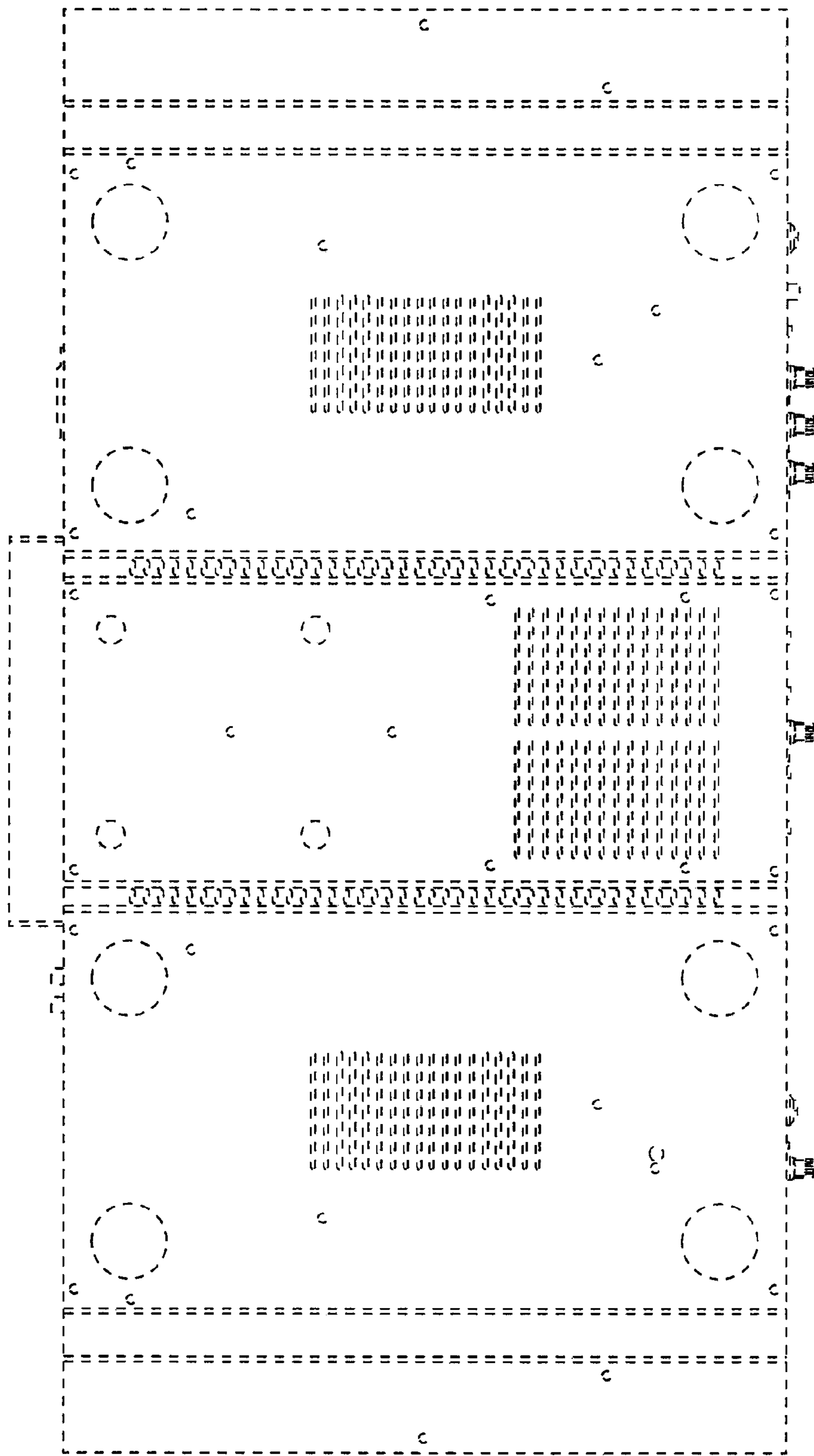


FIG. 5

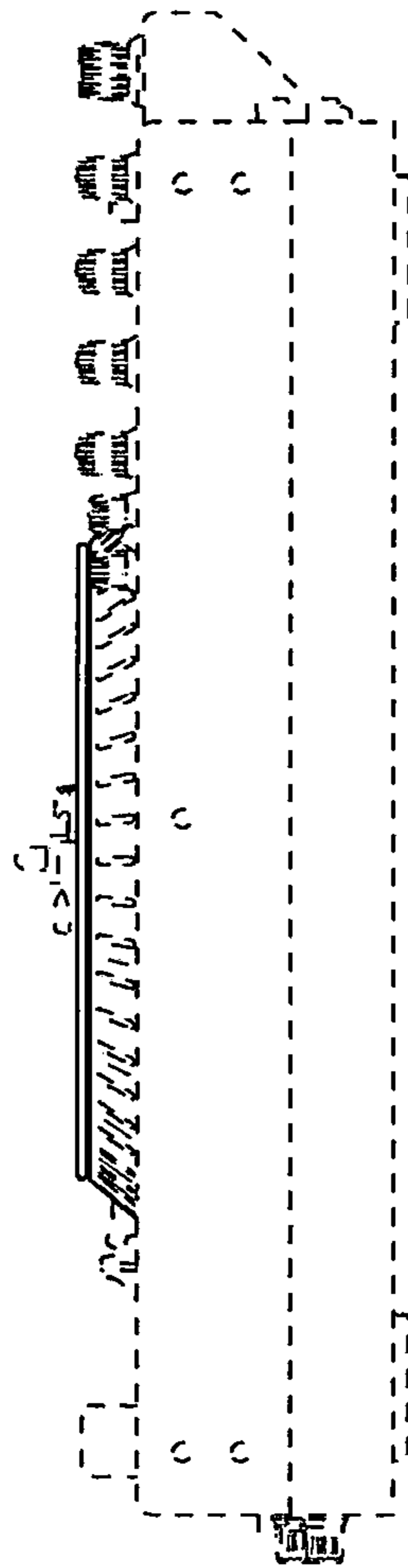


FIG. 6

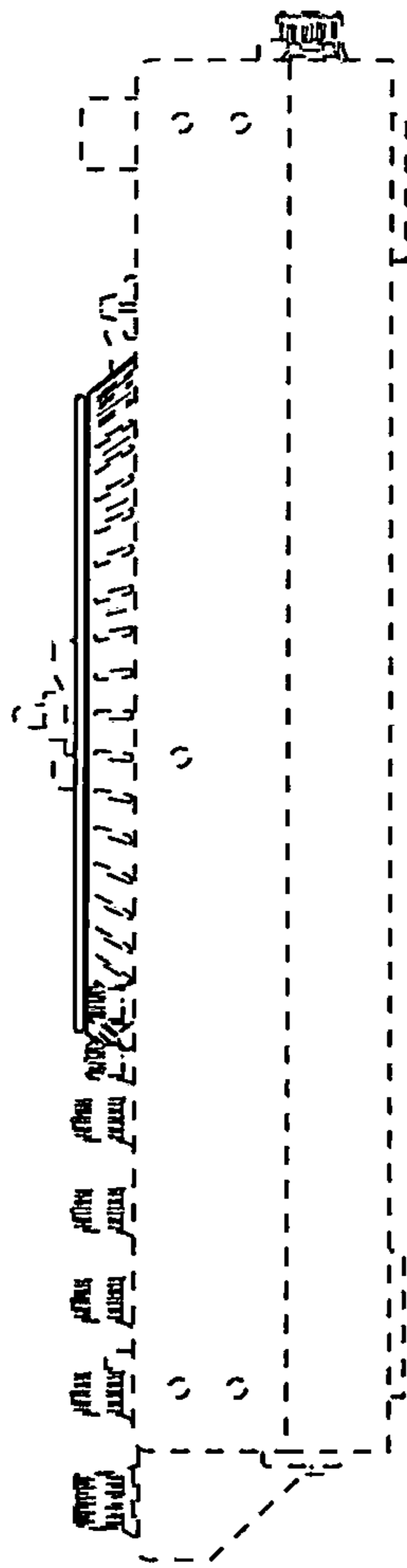


FIG. 7