



US00D687000S

(12) **United States Design Patent**
Gomi et al.

(10) **Patent No.:** **US D687,000 S**

(45) **Date of Patent:** **** *Jul. 30, 2013**

(54) **TELEVISION SET**

(75) Inventors: **Hiroshi Gomi**, Osaka (JP); **Keiichiro Aou**, Osaka (JP); **Yoshito Fujii**, Osaka (JP)

(73) Assignee: **Sharp Kabushiki Kaisha**, Osaka (JP)

(*) Notice: This patent is subject to a terminal disclaimer.

(**) Term: **14 Years**

(21) Appl. No.: **29/389,892**

(22) Filed: **Apr. 18, 2011**

(30) **Foreign Application Priority Data**

Oct. 26, 2010 (JP) 2010-025655

(51) **LOC (9) Cl.** **14-03**

(52) **U.S. Cl.**
USPC **D14/126**

(58) **Field of Classification Search**
USPC D14/125-134, 239, 371, 136, 374-377, D14/440, 450, 448, 336, 342; 312/7.2; 348/836, 348/838, 180, 184, 325, 739; 341/12; 248/917-924, 465; 345/104, 133, 156, 168, 345/87, 173; 720/605, 669, 600, 655; 369/99, 369/197; D21/329, 515, 577, 622, 333, 433, D21/448, 452, 450, 331; D6/477, 479, 300; 273/148 B; 446/484, 175, 356; D10/15, 26
See application file for complete search history.

(56) **References Cited**

U.S. PATENT DOCUMENTS

D427,169 S 6/2000 Saeki et al.
D429,227 S 8/2000 Shimizu
D431,537 S 10/2000 Saeki et al.
D438,848 S 3/2001 Kita
D439,224 S 3/2001 Kita

D439,225 S 3/2001 Kita
D453,747 S 2/2002 Kita
D453,748 S 2/2002 Kita
D456,370 S 4/2002 Kita
D458,910 S 6/2002 Kita
D492,269 S 6/2004 Kita
D496,915 S 10/2004 Kita
D497,351 S 10/2004 Kita
D497,599 S 10/2004 Kita
D499,076 S 11/2004 Kita
D501,186 S 1/2005 Kita
D501,654 S 2/2005 Kita
D502,451 S 3/2005 Kita
D502,931 S 3/2005 Kita
D505,123 S 5/2005 Kita

(Continued)

OTHER PUBLICATIONS

Design U.S. Appl. No. 29/390,037, filed Apr. 19, 2011 (pending).

(Continued)

Primary Examiner — Raphael Barkai
Assistant Examiner — Randall Gholson
(74) *Attorney, Agent, or Firm* — Nixon & Vanderhye, P.C.

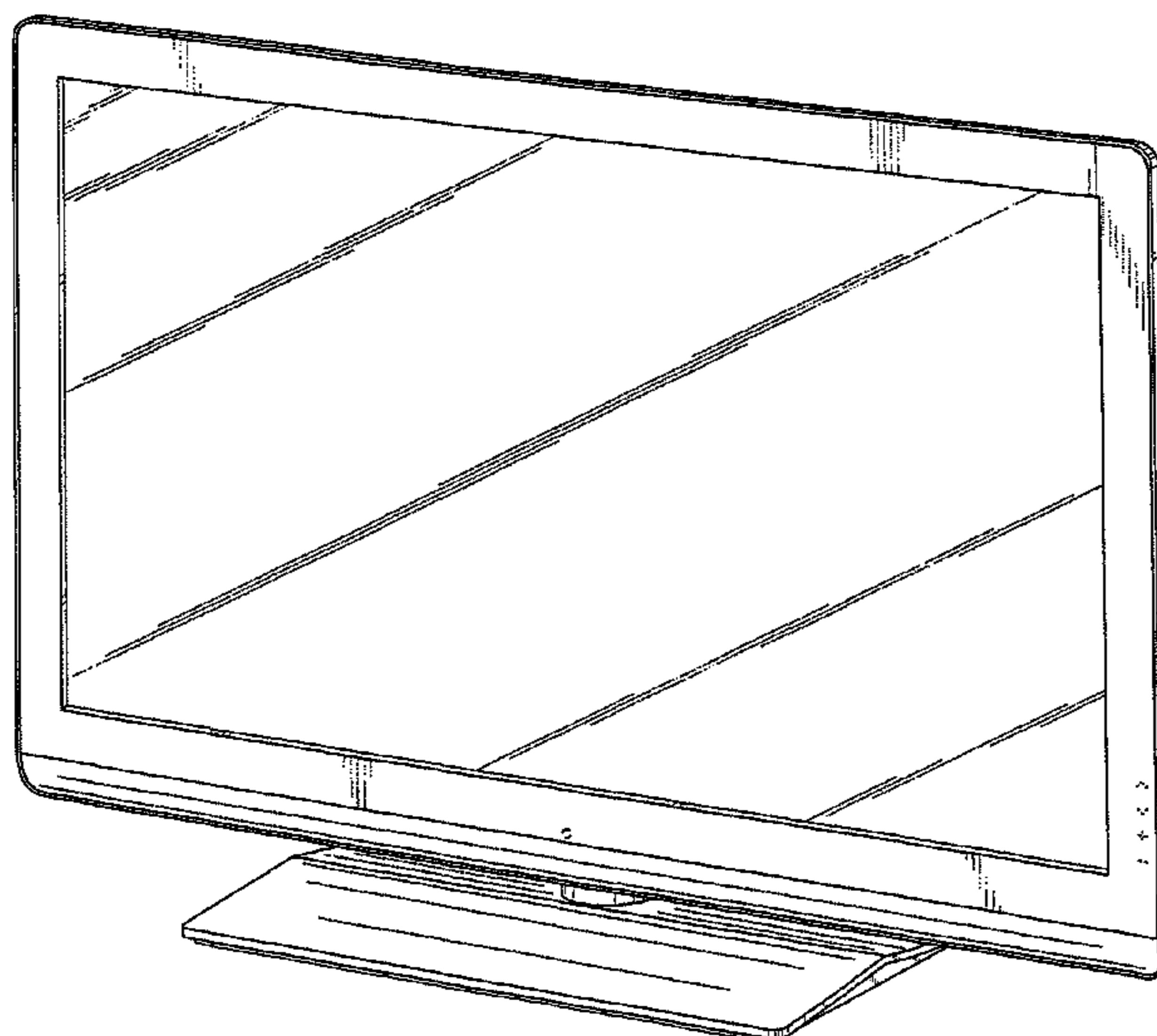
(57) **CLAIM**

The ornamental design for “television set,” as shown and described.

DESCRIPTION

FIG. 1 is right, front, top perspective view of a television set in accordance with our new design;
FIG. 2 is a front plan view thereof;
FIG. 3 is a rear plan view thereof;
FIG. 4 is a top plan view thereof;
FIG. 5 is a bottom plan view thereof;
FIG. 6 is a right side elevation view thereof; and,
FIG. 7 is a left side elevation view thereof.
Subject matter shown in dashed lines forms no part of the claimed invention.

1 Claim, 5 Drawing Sheets



US D687,000 S

Page 2

U.S. PATENT DOCUMENTS

D510,731 S 10/2005 Kita
D512,385 S 12/2005 Kita
D512,386 S 12/2005 Kita
D512,387 S 12/2005 Kita
D538,242 S 3/2007 Kita
D538,762 S 3/2007 Fujii et al.
D538,763 S 3/2007 Fujii et al.
D539,766 S 4/2007 Kita
D540,281 S 4/2007 Kita
D540,282 S 4/2007 Kita
D540,284 S 4/2007 Kita
D540,285 S 4/2007 Kita
D541,237 S 4/2007 Kita
D541,240 S 4/2007 Kita
D541,766 S 5/2007 Kita
D541,772 S 5/2007 Kita
D541,774 S 5/2007 Kita
D541,775 S 5/2007 Kita
D543,519 S 5/2007 Kita
D544,850 S 6/2007 Kita
D545,282 S 6/2007 Kita
D545,775 S 7/2007 Kita
D545,779 S * 7/2007 Kita D14/126
D545,780 S 7/2007 Kita
D546,301 S 7/2007 Kita
D546,302 S 7/2007 Kita
D546,303 S 7/2007 Fujii et al.
D551,187 S 9/2007 Kita
D552,050 S 10/2007 Fujii et al.
D552,569 S 10/2007 Kita
D552,571 S 10/2007 Fujii et al.
D554,085 S 10/2007 Kita

D562,275 S 2/2008 Iinuma et al.
D564,989 S 3/2008 Kita
D566,067 S 4/2008 Kita
D567,197 S 4/2008 Kita
D568,264 S 5/2008 Fujii et al.
D568,265 S 5/2008 Fujii et al.
D568,266 S 5/2008 Shimamoto
D568,844 S 5/2008 Fujii et al.
D570,311 S 6/2008 Kita
D570,312 S 6/2008 Kita
D571,320 S 6/2008 Kita
D575,248 S 8/2008 Fujii et al.
D584,255 S 1/2009 Kita
D584,256 S 1/2009 Kita
D584,257 S 1/2009 Kita
D584,702 S 1/2009 Iinuma et al.
D584,705 S 1/2009 Shimamoto
D585,396 S 1/2009 Kita
D586,769 S 2/2009 Kita
D597,043 S * 7/2009 Honda et al. D14/126
D598,875 S * 8/2009 Honda D14/126
D616,399 S * 5/2010 Lee et al. D14/126

OTHER PUBLICATIONS

Design U.S. Appl. No. 29/376,413, filed Oct. 6, 2011(pending).
Design U.S. Appl. No. 29/389,896, filed Apr. 18, 2011(pending).
Design U.S. Appl. No. 29/389,901, filed Apr. 18, 2011(pending).
Design U.S. Appl. No. 29/392,661, filed May 25, 2011(pending).
Design U.S. Appl. No. 29/392,662, filed May 25, 2011(pending).
Design U.S. Appl. No. 29/392,663, filed May 25, 2011(pending).
Design U.S. Appl. No. 29/389,893, filed Apr. 18, 2011(pending).

* cited by examiner

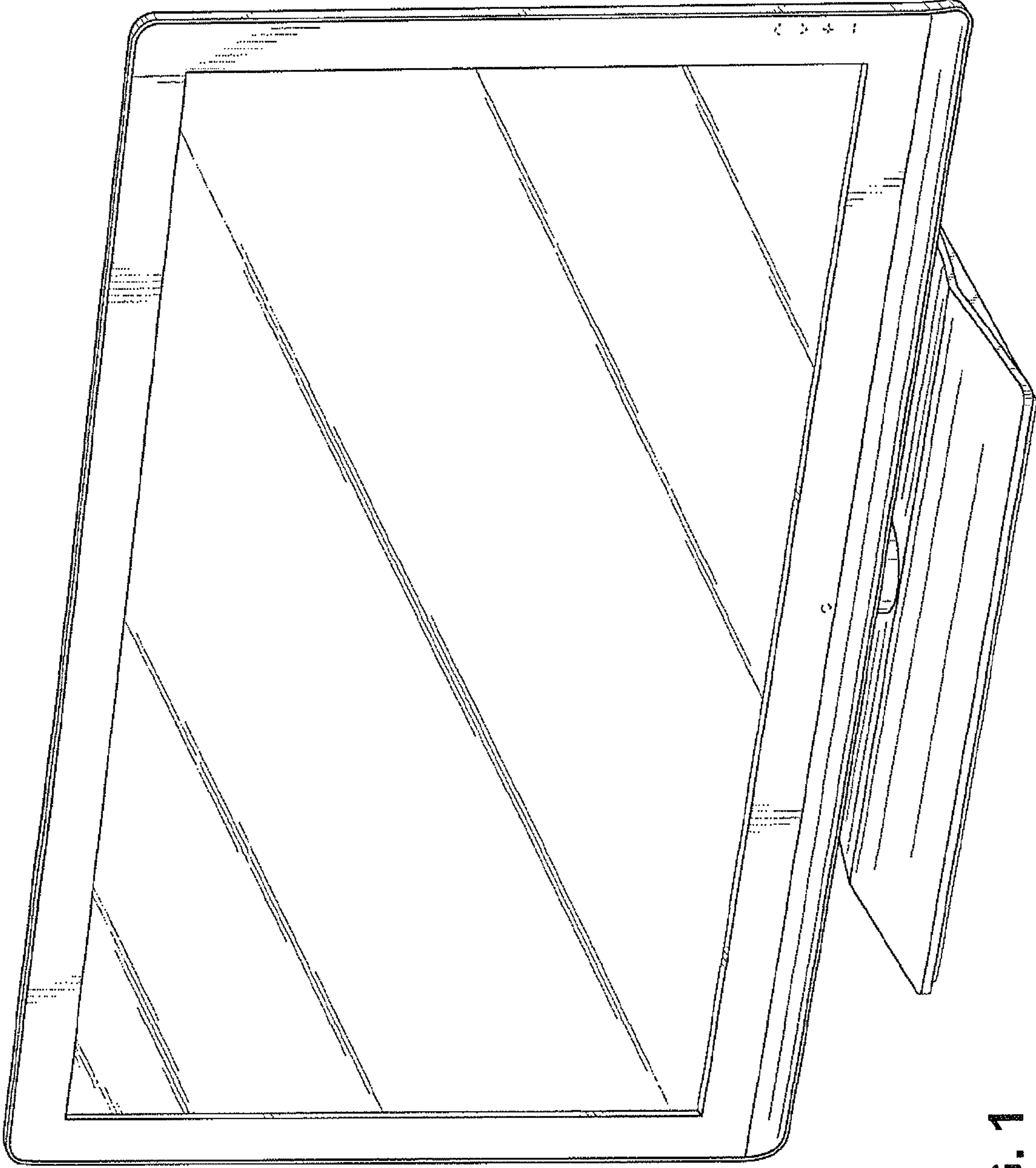


FIG. 1

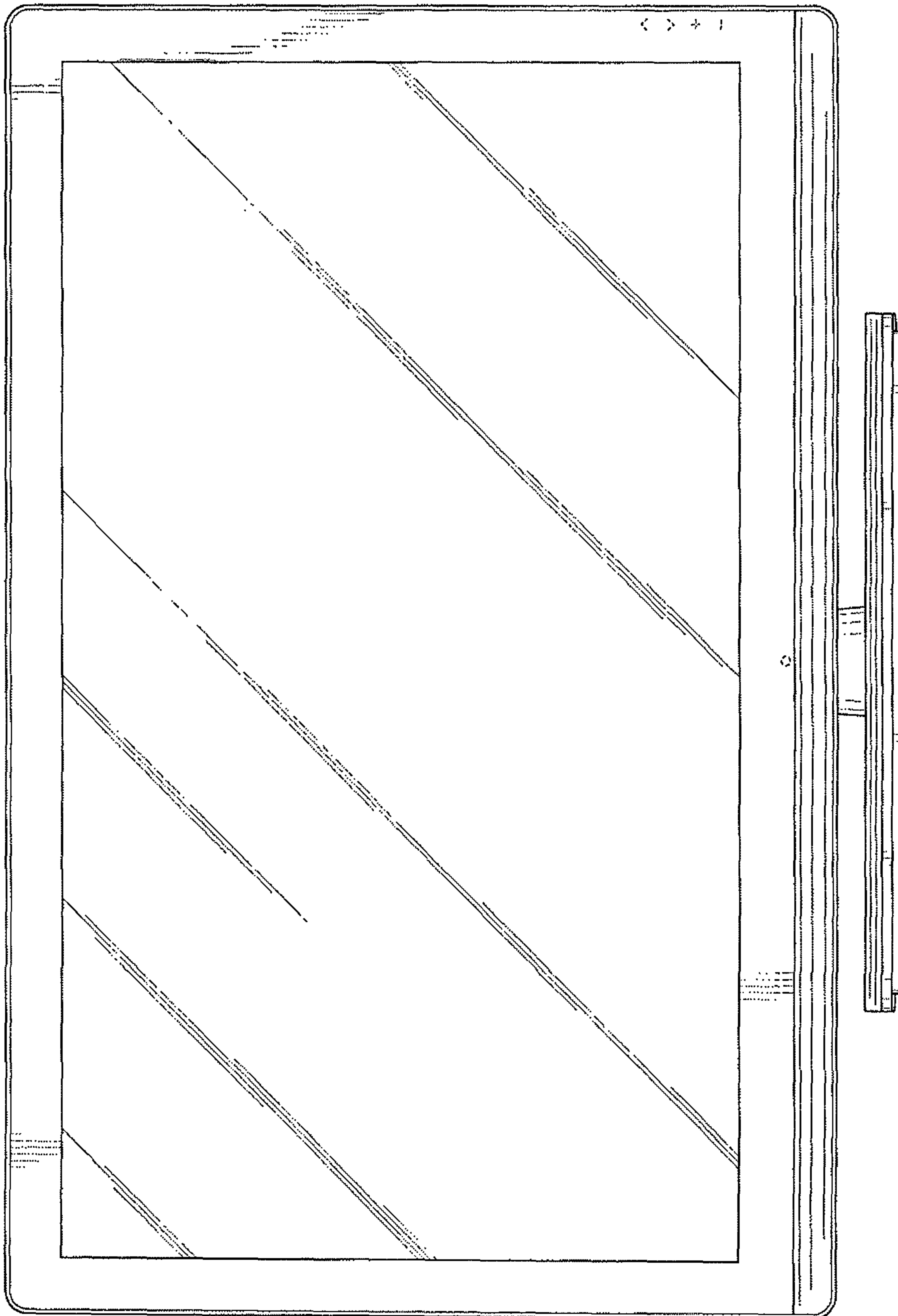


FIG. 2

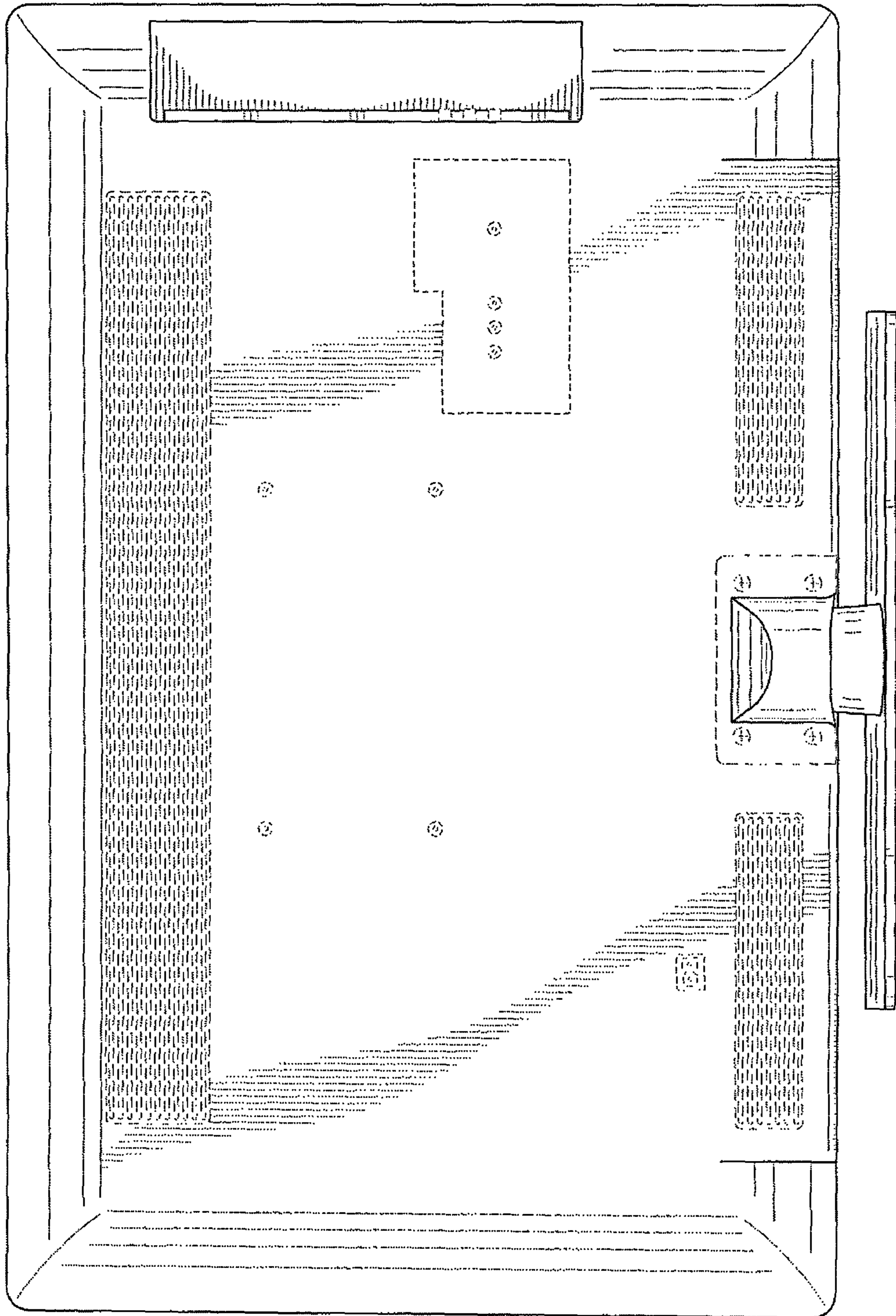


FIG. 3

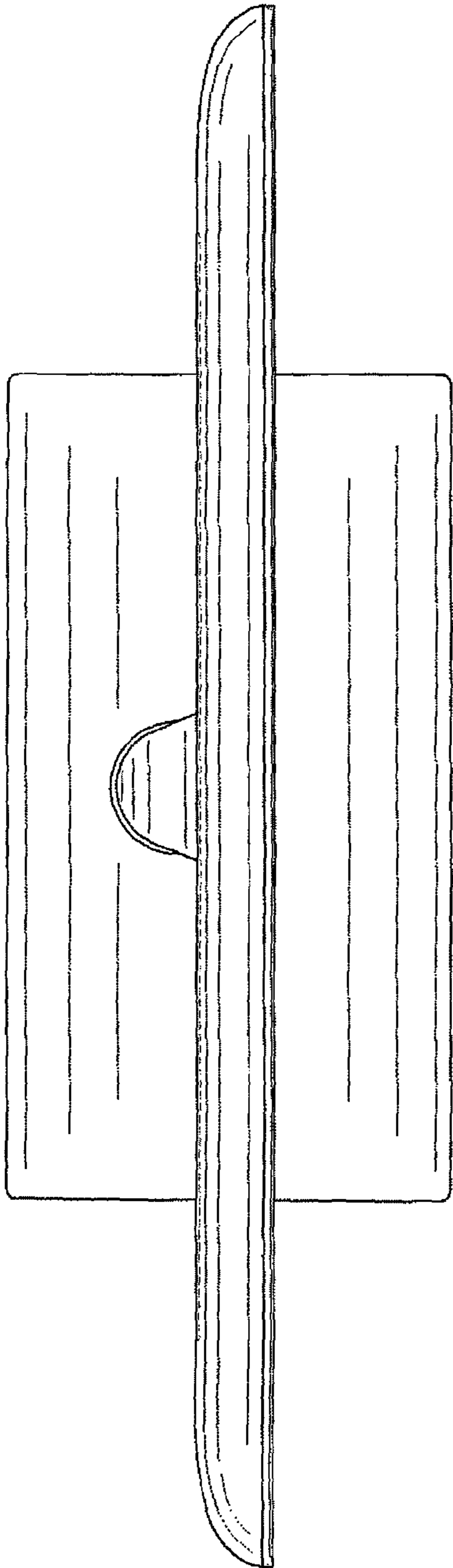


FIG. 4




FIG. 5

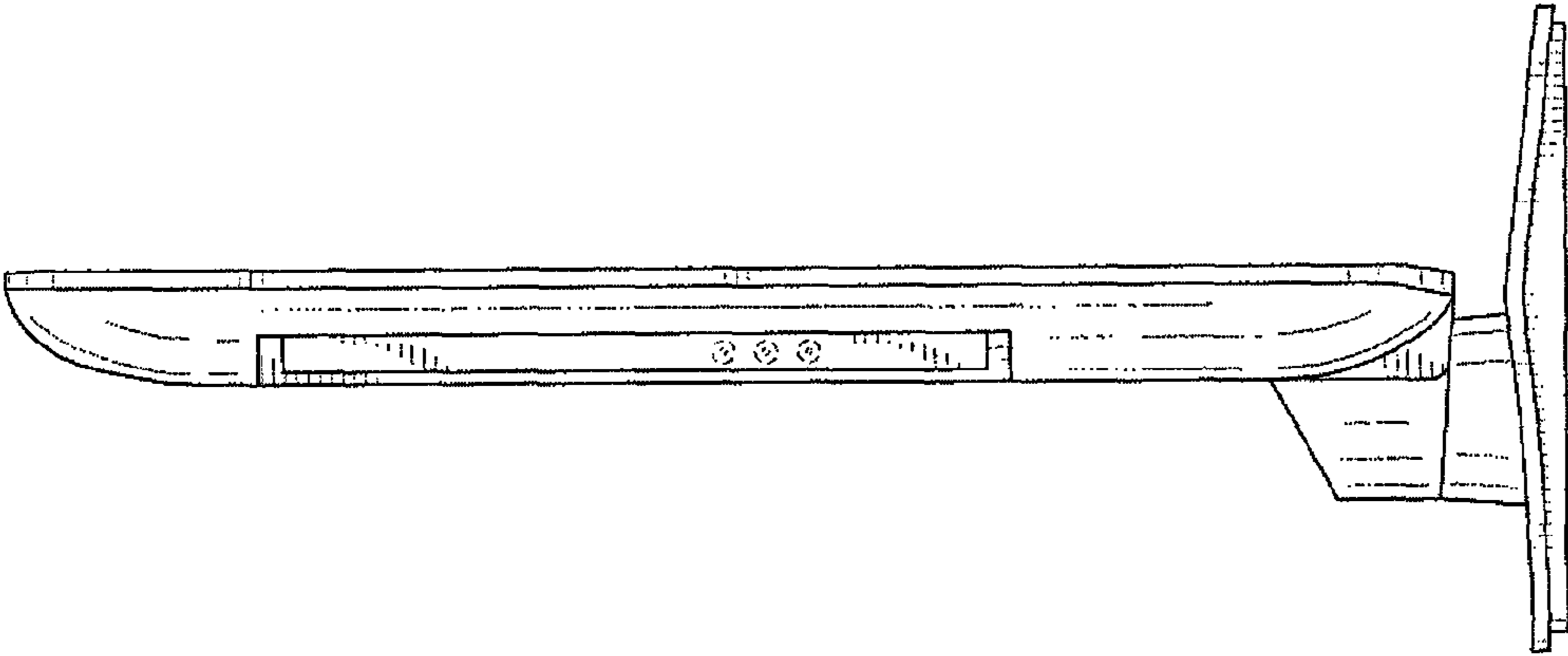


FIG. 7

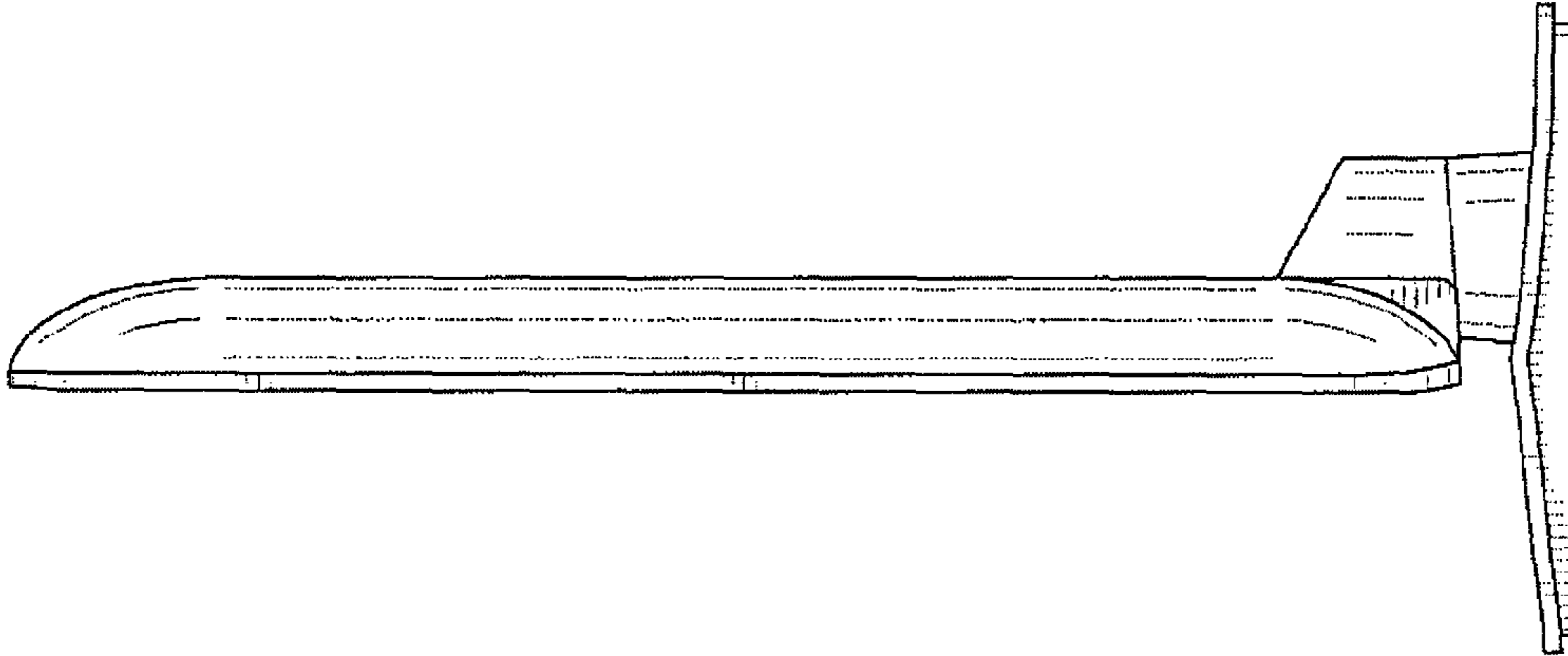


FIG. 6