



US00D686972S

(12) **United States Design Patent**
Yoshida

(10) **Patent No.:** **US D686,972 S**
(45) **Date of Patent:** **** Jul. 30, 2013**

- (54) **TIRE FOR MOTORCYCLE**
- (71) Applicant: **Yumiko Yoshida**, Kobe (JP)
- (72) Inventor: **Yumiko Yoshida**, Kobe (JP)
- (73) Assignee: **The Goodyear Tire & Rubber Company**, Akron, OH (US)
- (**) Term: **14 Years**
- (21) Appl. No.: **29/447,023**
- (22) Filed: **Feb. 28, 2013**
- (51) **LOC (9) Cl.** **12-15**
- (52) **U.S. Cl.**
USPC **D12/535**
- (58) **Field of Classification Search**
USPC D12/533-567, 900-901, 570, 599,
D12/585; 152/209.1-209.9, 209.11-209.19,
152/209.21-209.28, 455
See application file for complete search history.

D542,215 S *	5/2007	Jackson et al.	D12/535
D554,048 S	10/2007	Matsunami et al.	D12/535
D555,073 S	11/2007	Zawistowski et al.	D12/535
D555,074 S	11/2007	Zawistowski et al.	D12/535
D555,576 S *	11/2007	Steinbach et al.	D12/535
D558,130 S *	12/2007	Steinbach	D12/535
D567,747 S	4/2008	Michell et al.	D12/534
D571,710 S	6/2008	Shibamoto et al.	D12/535
D579,858 S	11/2008	Kumamoto	D12/535
D601,942 S	10/2009	Bell et al.	D12/535
D601,943 S	10/2009	Shibamoto	D12/535
D602,849 S *	10/2009	Kumamoto	D12/535
D604,225 S *	11/2009	Shibamoto	D12/535
D606,483 S	12/2009	Donnelly et al.	D12/535
D625,682 S	10/2010	Shibamoto	D12/535
D625,684 S	10/2010	Otani	D12/535
D630,160 S	1/2011	Board	D12/535
D637,139 S	5/2011	Nakamura	D12/535
D640,183 S	6/2011	Matsunami et al.	D12/535
D640,964 S	7/2011	Takenaka	D12/535
D644,166 S *	8/2011	Yoshiya	D12/535
D659,078 S	5/2012	Takenaka	D12/535
D662,872 S	7/2012	Kato	D12/535
D671,484 S	11/2012	Bickley et al.	D12/535
D674,736 S *	1/2013	Lamour	D12/535
D678,177 S *	3/2013	Larregain	D12/535

* cited by examiner

(56) **References Cited**

U.S. PATENT DOCUMENTS

D313,959 S *	1/1991	Kobayashi et al.	D12/535
D315,703 S *	3/1991	Aoki	D12/535
D346,351 S *	4/1994	Suzuki	D12/535
D414,451 S *	9/1999	Hara	D12/535
D418,093 S *	12/1999	Tsai-Jen	D12/535
D420,312 S	2/2000	Hara	D12/151
D454,831 S *	3/2002	Yuze	D12/535
D470,453 S *	2/2003	Jackson	D12/535
D487,051 S *	2/2004	Yamane	D12/535
D487,248 S	3/2004	Taniguchi	D12/535
D502,442 S *	3/2005	Brown et al.	D12/535
D502,681 S *	3/2005	Miyasaka	D12/535
D522,448 S *	6/2006	Toyozawa et al.	D12/535
D522,449 S	6/2006	Toyozawa et al.	D12/535
D522,958 S	6/2006	Matsunami et al.	D12/535
D522,959 S	6/2006	Matsunami et al.	D12/535
D523,390 S	6/2006	Matsunami et al.	D12/535
D523,391 S *	6/2006	Matsunami et al.	D12/535
D528,066 S	9/2006	Shibamoto	D12/535
D531,109 S	10/2006	Nicholls et al.	D12/534

Primary Examiner — Stacia Cadmus

(74) *Attorney, Agent, or Firm* — Richard B. O'Planick

(57) **CLAIM**

The ornamental design for a tire for motorcycle, as shown and described.

DESCRIPTION

FIG. 1 is a perspective view of a tire for motorcycle showing my new design, it being understood that the pattern repeats uniformly throughout the circumference of the tread;
 FIG. 2 is a front elevational view thereof;
 FIG. 3 is a right side elevational view thereof; the other side being a mirror image thereof; and,
 FIG. 4 is an enlarged fragmentary front elevational view thereof.

1 Claim, 4 Drawing Sheets







FIG - 1




FIG - 2



FIG - 3



FIG - 4