



US00D686962S

(12) **United States Design Patent**  
**Hale, Jr.**

(10) **Patent No.:** **US D686,962 S**  
(45) **Date of Patent:** **\*\* Jul. 30, 2013**

(54) **SPOKE SEGMENT OF A VEHICLE WHEEL**

(71) Applicant: **Mobile Hi-Tech Wheels**, Rancho Dominguez, CA (US)

(72) Inventor: **Arthur D. Hale, Jr.**, Long Beach, CA (US)

(73) Assignee: **Mobile Hi-Tech Wheels**, Rancho Dominguez, CA (US)

(\*\*) Term: **14 Years**

(21) Appl. No.: **29/435,825**

(22) Filed: **Oct. 29, 2012**

(51) **LOC (9) Cl.** ..... **12-16**

(52) **U.S. Cl.**  
USPC ..... **D12/211; D12/213**

(58) **Field of Classification Search**  
USPC ..... D12/204-213; 301/37.101, 64.101, 301/65, 64.201

See application file for complete search history.

(56) **References Cited**

U.S. PATENT DOCUMENTS

D431,514 S \* 10/2000 Cullen ..... D12/209  
D463,769 S \* 10/2002 Chung ..... D12/211

D594,397 S \* 6/2009 Laengerer ..... D12/211  
D620,873 S \* 8/2010 Groom ..... D12/211  
D626,053 S \* 10/2010 Groom ..... D12/211  
D649,101 S \* 11/2011 Hale, Jr. .... D12/209  
D660,768 S \* 5/2012 De Bono ..... D12/211

\* cited by examiner

*Primary Examiner* — Stacia Cadmus

(74) *Attorney, Agent, or Firm* — Christie, Parker & Hale, LLP

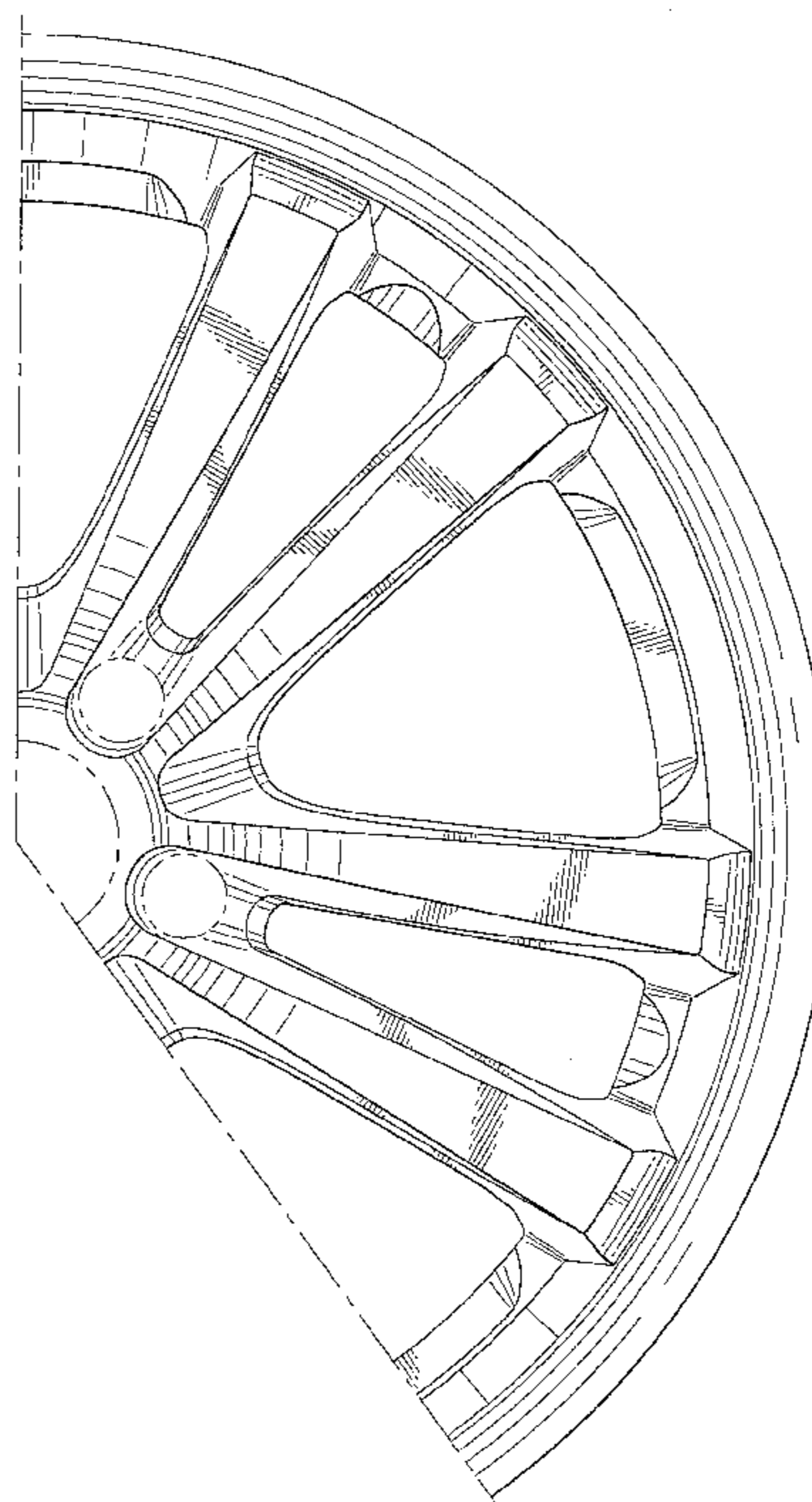
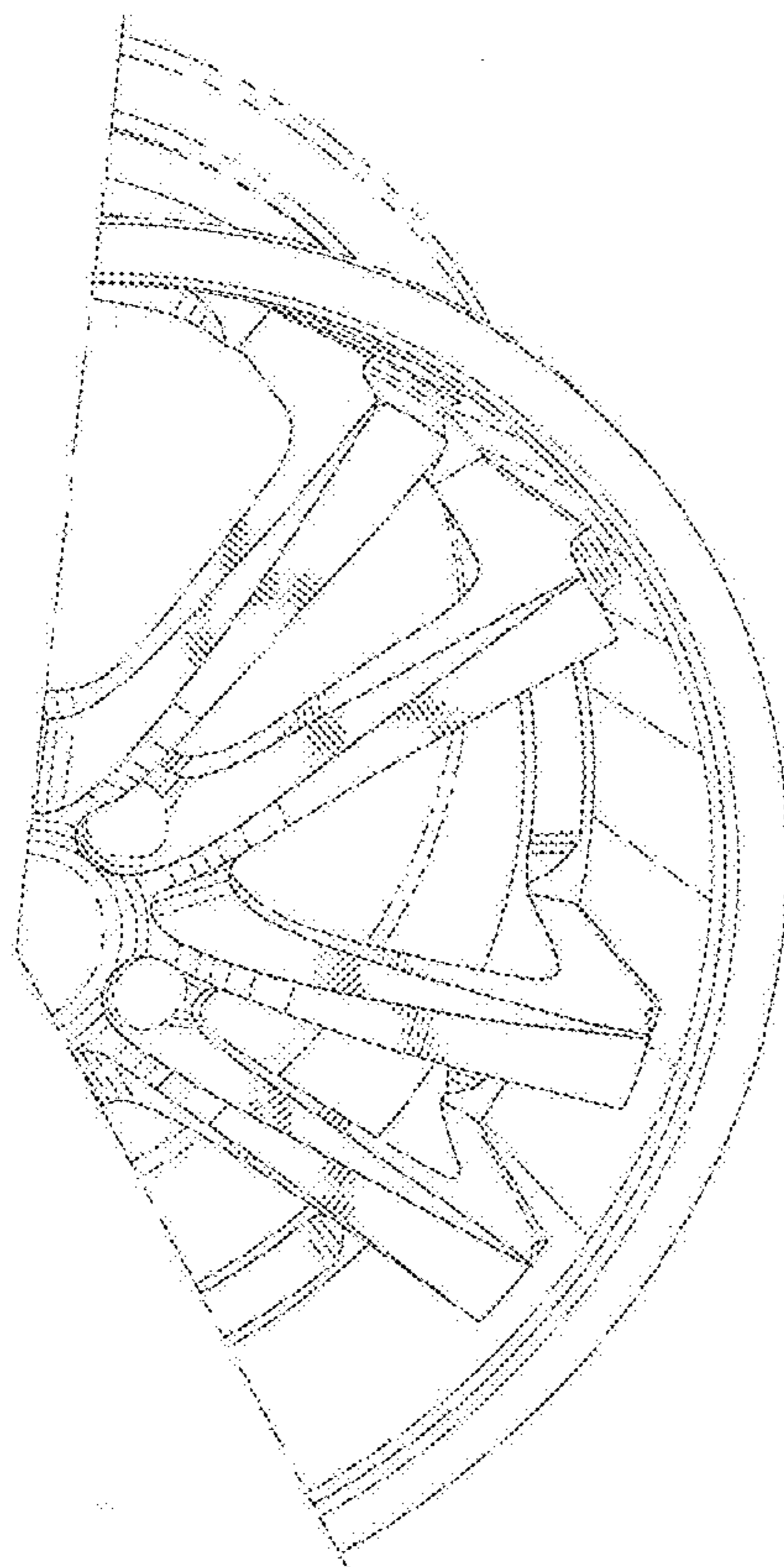
(57) **CLAIM**

The ornamental design for spoke segment of a vehicle wheel, as shown and described.

**DESCRIPTION**

FIG. 1 is a perspective view of a spoke segment of a vehicle wheel according to my new design; and, FIG. 2 is a front elevational view thereof. The broken line showing the side of the wheel and the bolt holes and center cap in the central hub is included for purpose of illustrating environment and forms no part of the claimed design. The dash dot line on either side of the spoke segment is for the purpose of illustrating the boundary of the claimed design and forms no part thereof.

**1 Claim, 2 Drawing Sheets**



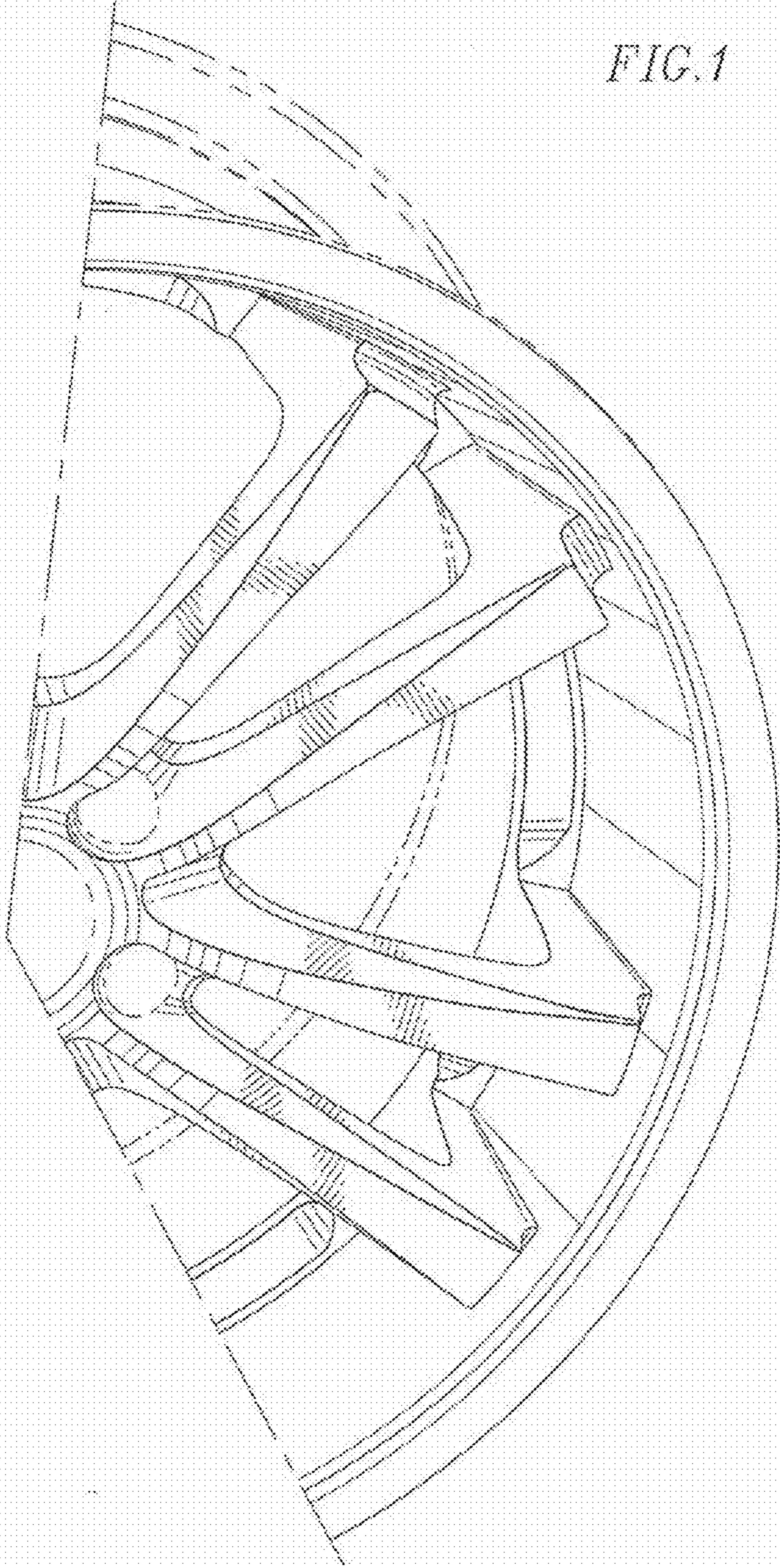


FIG. 1



FIG. 2

