



US00D686945S

(12) **United States Design Patent**
Bergkvist

(10) **Patent No.:** **US D686,945 S**

(45) **Date of Patent:** **** Jul. 30, 2013**

(54) **BUCKLE FOR A CARRYING CASE**

(71) Applicant: **coXa carry AB**, Aehus (SE)

(72) Inventor: **Claes Bergkvist**, Aehus (SE)

(73) Assignee: **Coxa Carry AB** (SE)

(**) Term: **14 Years**

(21) Appl. No.: **29/441,799**

(22) Filed: **Jan. 9, 2013**

(30) **Foreign Application Priority Data**

Jul. 9, 2012 (EM) 1333850/0001

(51) **LOC (9) Cl.** **02-07**

(52) **U.S. Cl.**
USPC **D11/216**

(58) **Field of Classification Search**

USPC D11/1-2, 200-201, 206-210, 214-218;
24/163 R, 169-171, 173, 177-179, 191,
194-195, 197, 200, 614-616, 625, 198

See application file for complete search history.

(56) **References Cited**

U.S. PATENT DOCUMENTS

5,438,737 A * 8/1995 Anscher et al. 24/630
D393,818 S * 4/1998 Krauss D11/216
D408,325 S * 4/1999 Krauss D11/216

* cited by examiner

Primary Examiner — Ralf Seifert

(74) *Attorney, Agent, or Firm* — Brooks Kushman P.C.

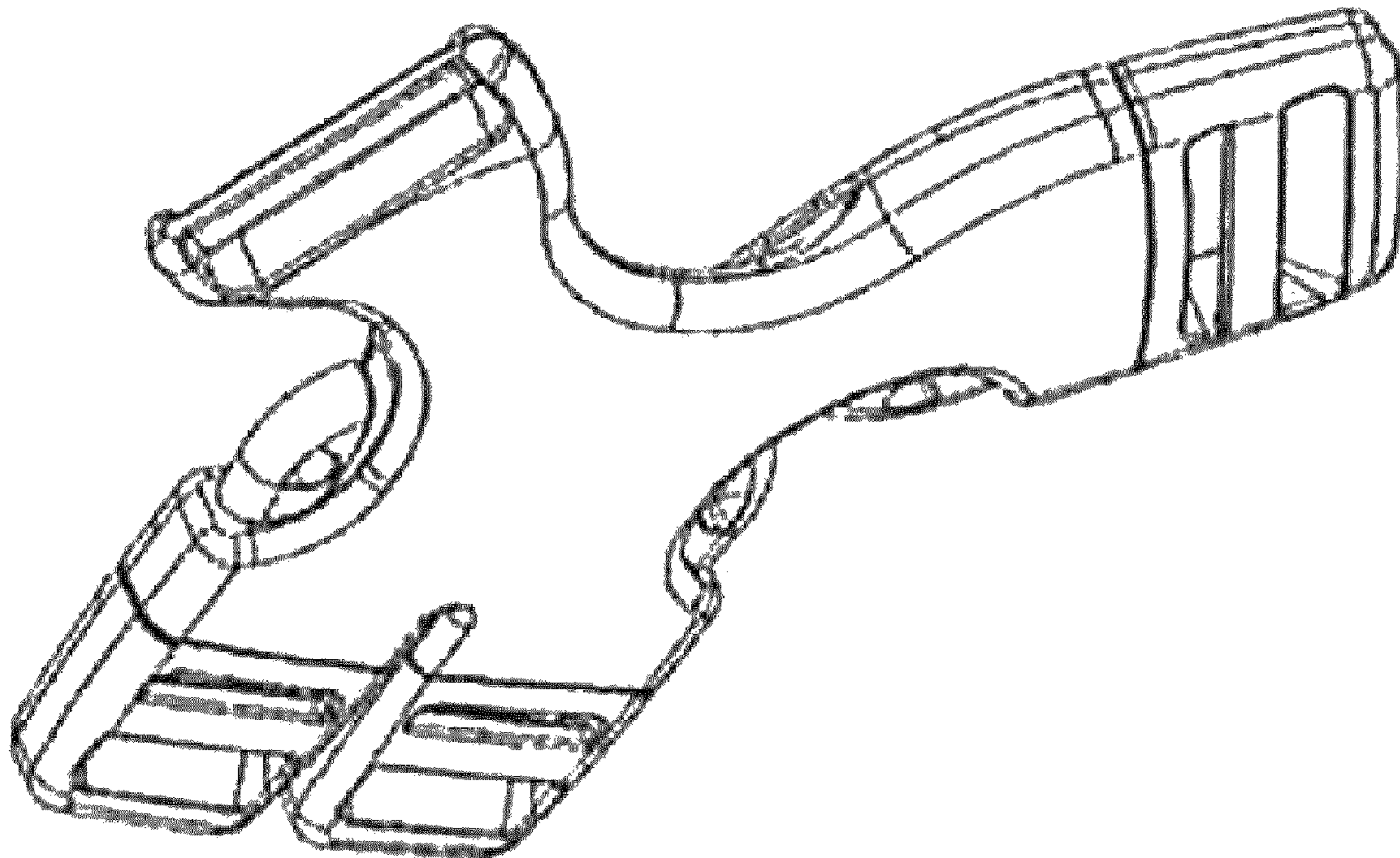
(57) **CLAIM**

The ornamental design for a buckle for a carrying case, as shown and described.

DESCRIPTION

FIG. 1 is a perspective view of the buckle for a carrying case; FIG. 2 is a front elevational view of the buckle for a carrying case; FIG. 3 is a rear elevational view of the buckle for a carrying case; FIG. 4 is a left side elevational view of the buckle for a carrying case as shown in FIG. 2; FIG. 5 is a right side elevational view of the buckle for a carrying case as shown in FIG. 2; FIG. 6 is a top plan view of the buckle for a carrying case; and, FIG. 7 is a bottom plan view of the buckle for a carrying case.

1 Claim, 6 Drawing Sheets



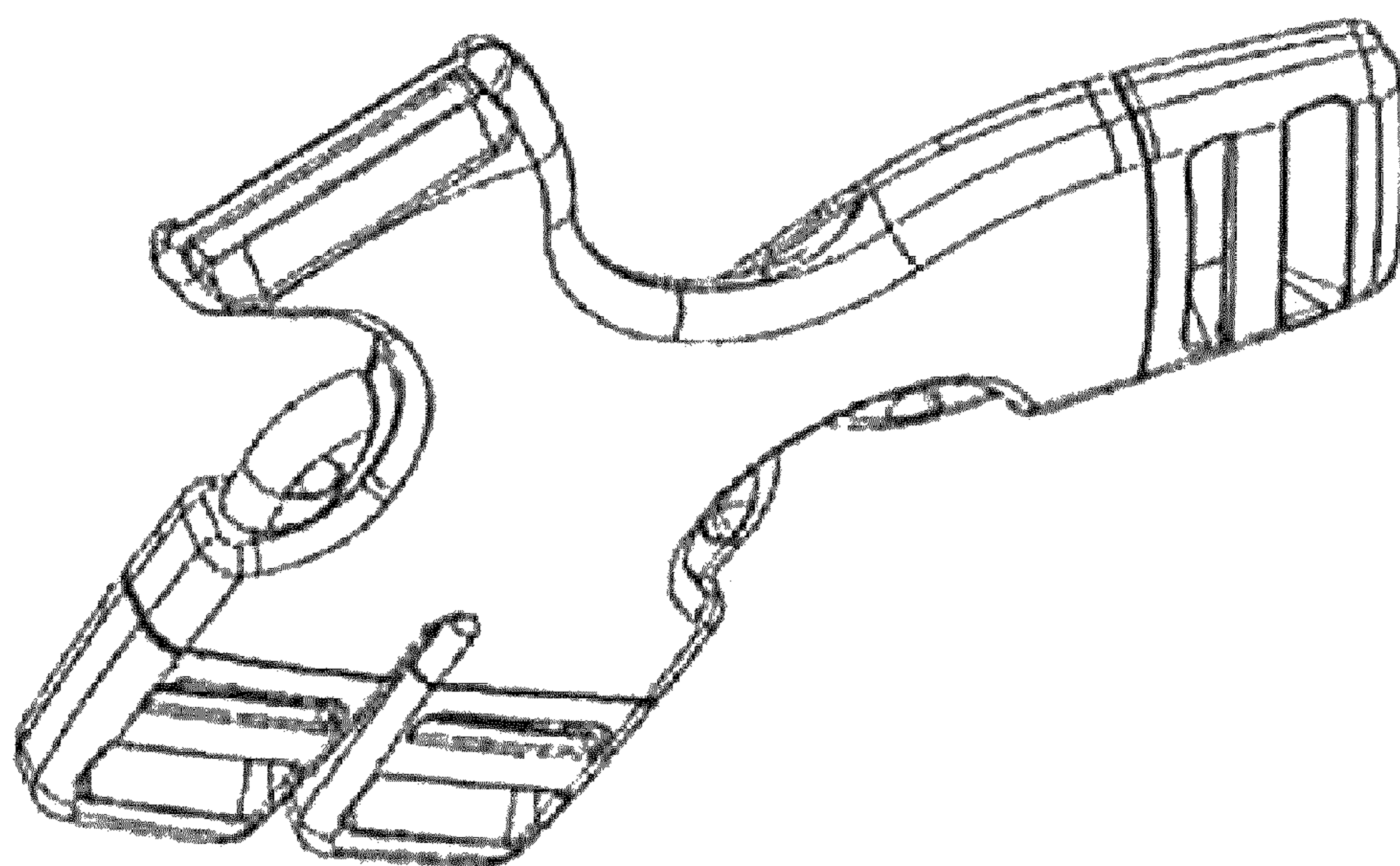


Fig. 1

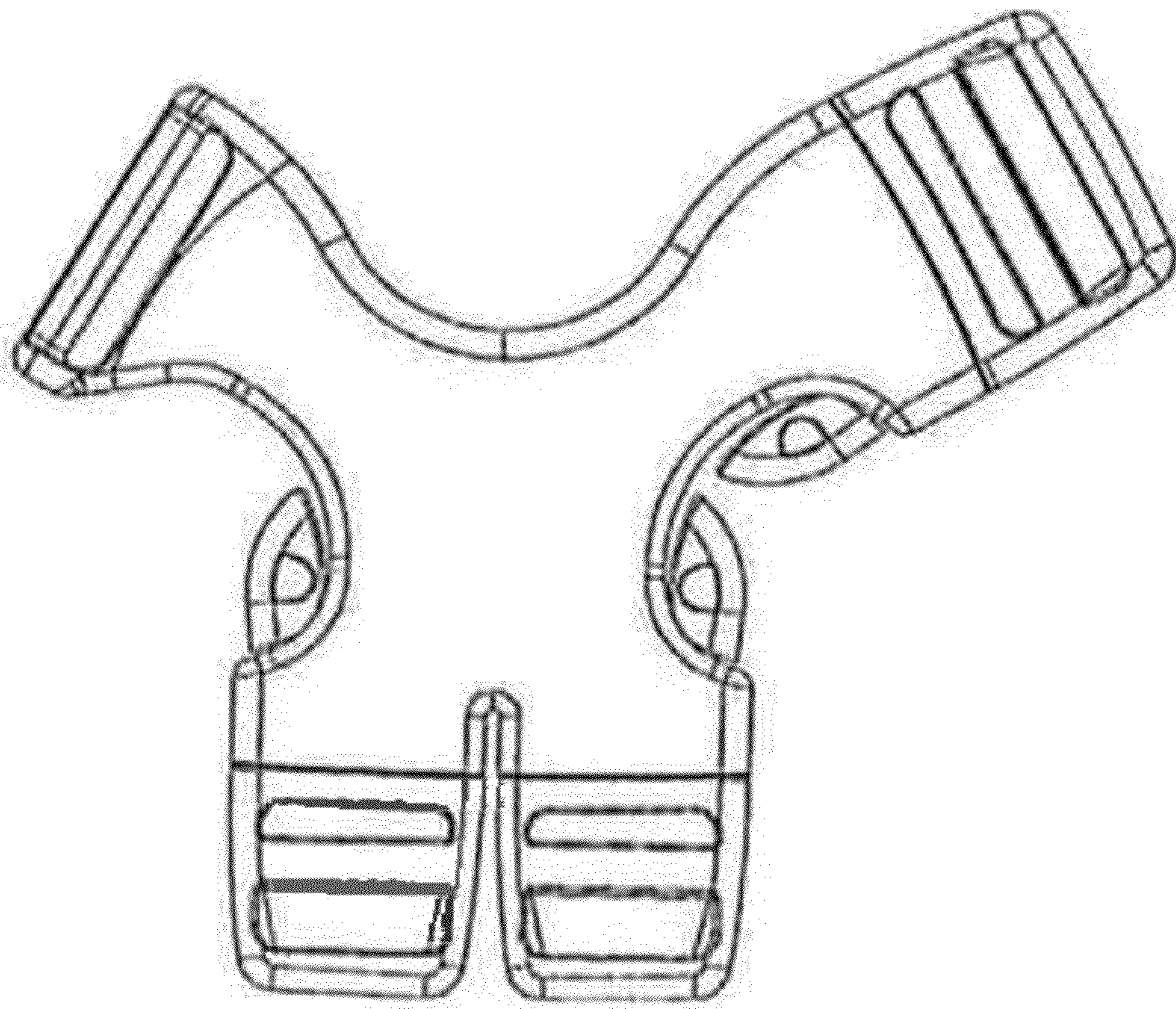


Fig. 2

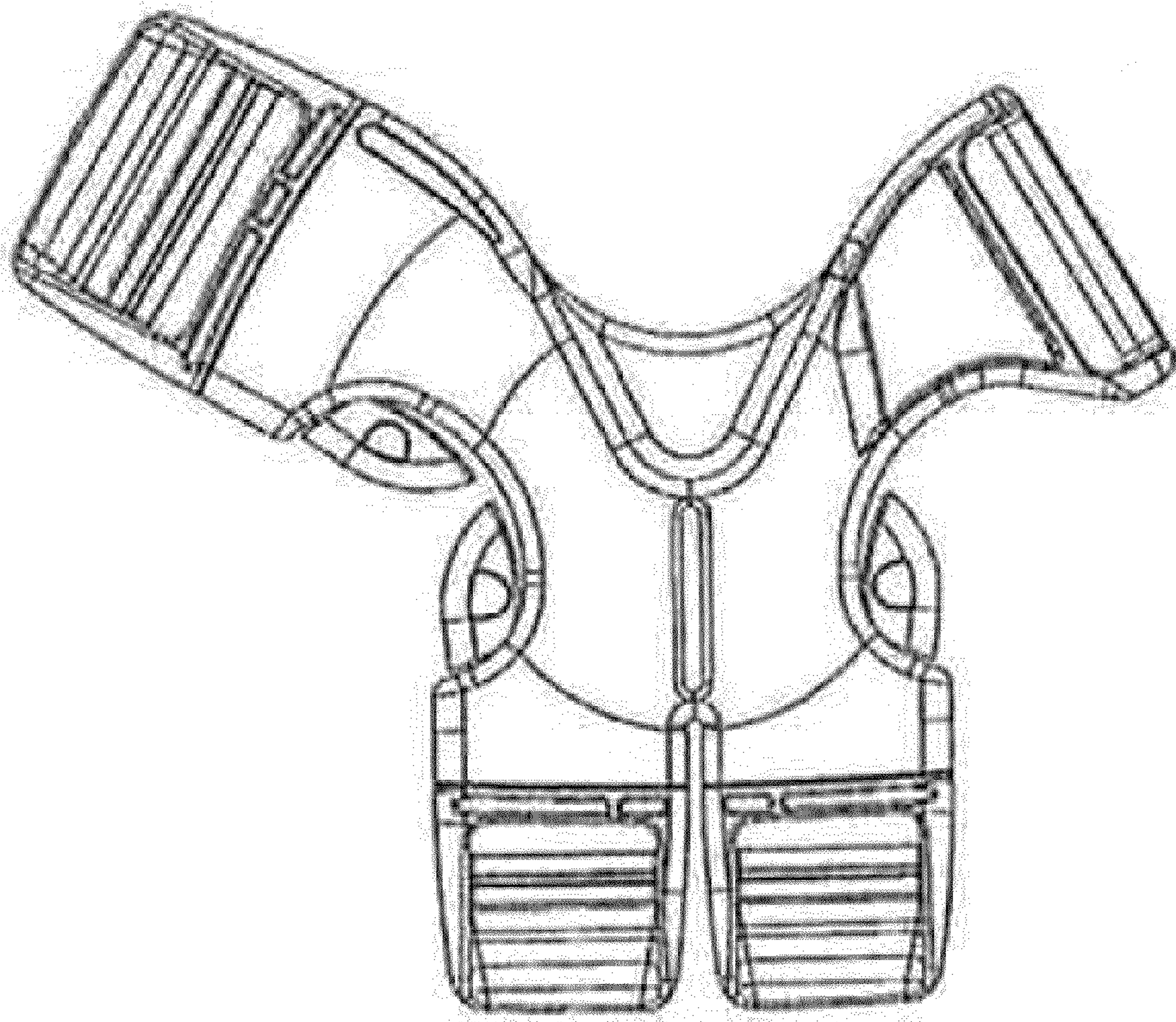


Fig. 3




Fig. 4

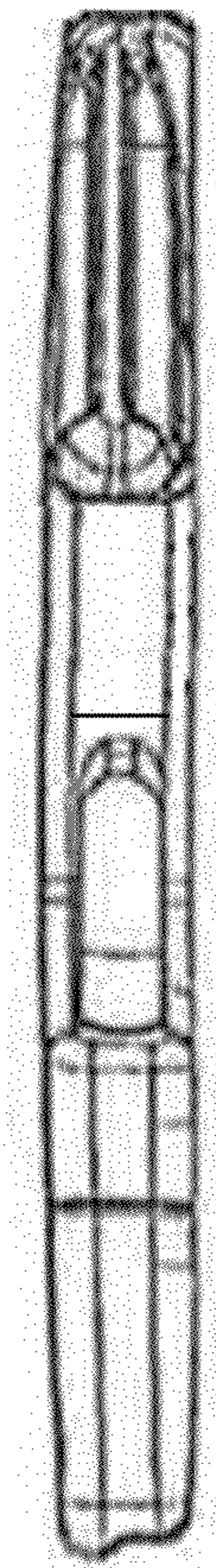


Fig. 5




Fig . 6

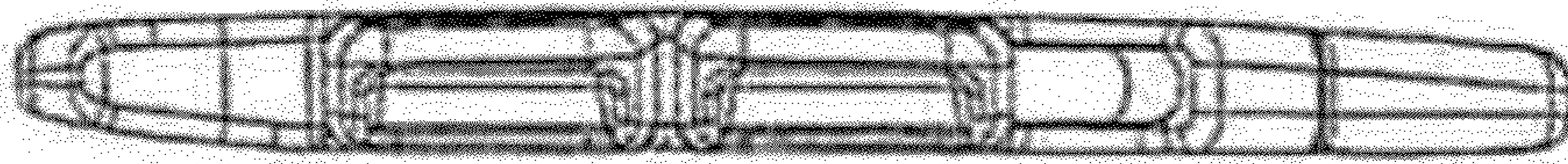


Fig. 7