



US00D686921S

(12) **United States Design Patent**  
**Odobescu**

(10) **Patent No.:** **US D686,921 S**

(45) **Date of Patent:** **\*\* Jul. 30, 2013**

(54) **LIQUID CONTAINER**

(76) Inventor: **Ghenadie Odobescu**, Montreal (CA)

(\*\*) Term: **14 Years**

(21) Appl. No.: **29/426,806**

(22) Filed: **Jul. 11, 2012**

(30) **Foreign Application Priority Data**

Jan. 13, 2012 (CA) ..... 144036

(51) **LOC (9) Cl.** ..... **09-01**

(52) **U.S. Cl.**  
USPC ..... **D9/680**

(58) **Field of Classification Search**  
USPC ..... D9/600, 668, 500–503, 516, 537–543,  
D9/549–558; 206/457, 527; 215/400; 220/890;  
D7/514–517, 520; D3/270, 271.1; D22/116  
See application file for complete search history.

(56) **References Cited**

**U.S. PATENT DOCUMENTS**

D130,375 S \* 11/1941 Zimmerman ..... D28/89  
D368,425 S \* 4/1996 Newell ..... D9/600

D381,897 S \* 8/1997 Matthiesen ..... D9/680  
D500,952 S \* 1/2005 Moore ..... D9/600  
D536,931 S \* 2/2007 Spellman ..... D9/680  
D602,663 S \* 10/2009 Pennington ..... D32/35  
D615,818 S \* 5/2010 Jansen ..... D7/515  
D646,179 S \* 10/2011 Jansen ..... D9/680

\* cited by examiner

*Primary Examiner* — Sandra Morris

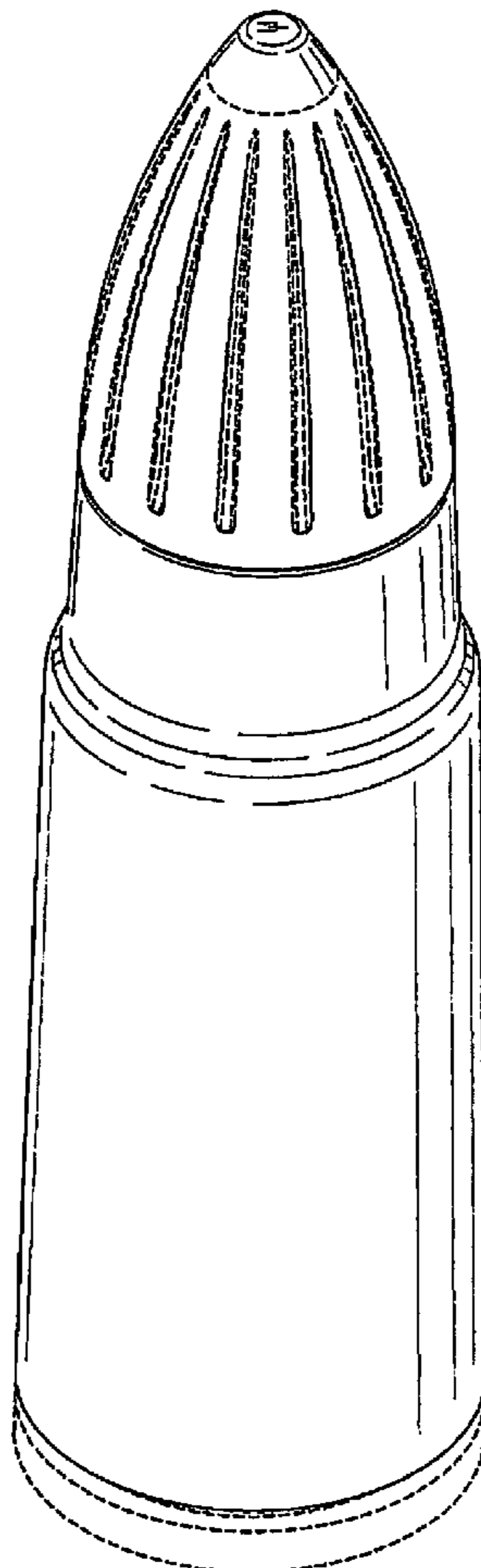
(57) **CLAIM**

The ornamental design for a liquid container, as shown.

**DESCRIPTION**

FIG. 1 is a perspective view of the liquid container;  
FIG. 2 is another perspective view of the liquid container of  
FIG. 1;  
FIG. 3 is a side elevational view of the liquid container of FIG.  
1;  
FIG. 4 is a top view of the liquid container of FIG. 1; and,  
FIG. 5 is a bottom view of the liquid container of FIG. 1.  
The broken line showing is for illustrative purposes only, and  
forms no part of the claimed design.

**1 Claim, 4 Drawing Sheets**



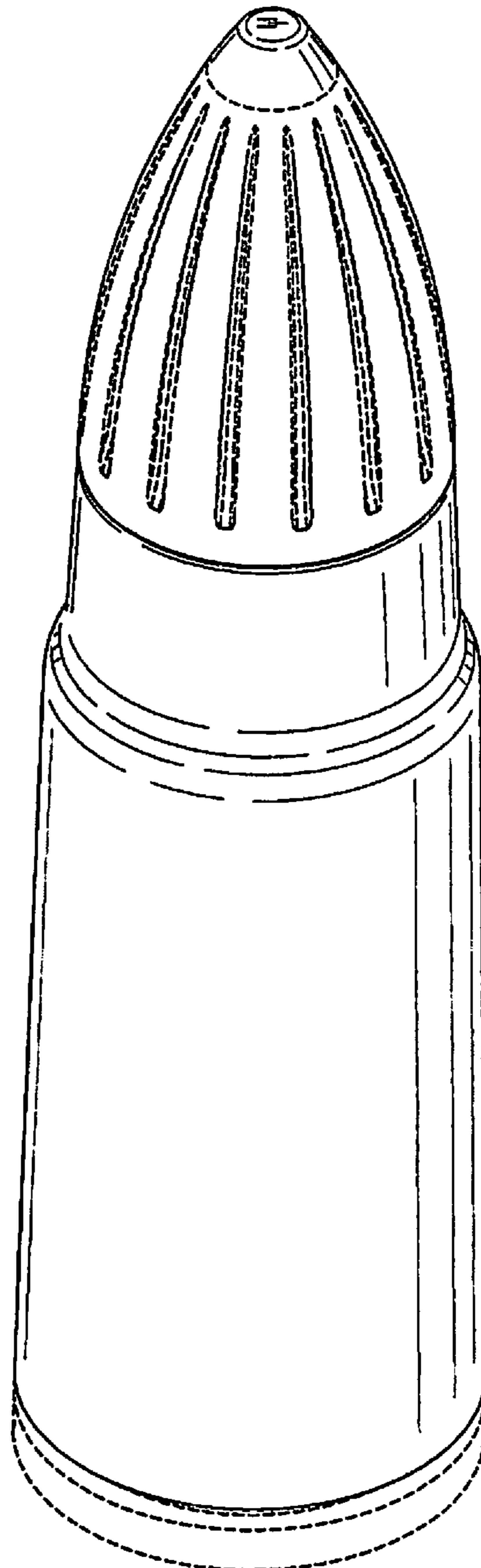


FIG. 1

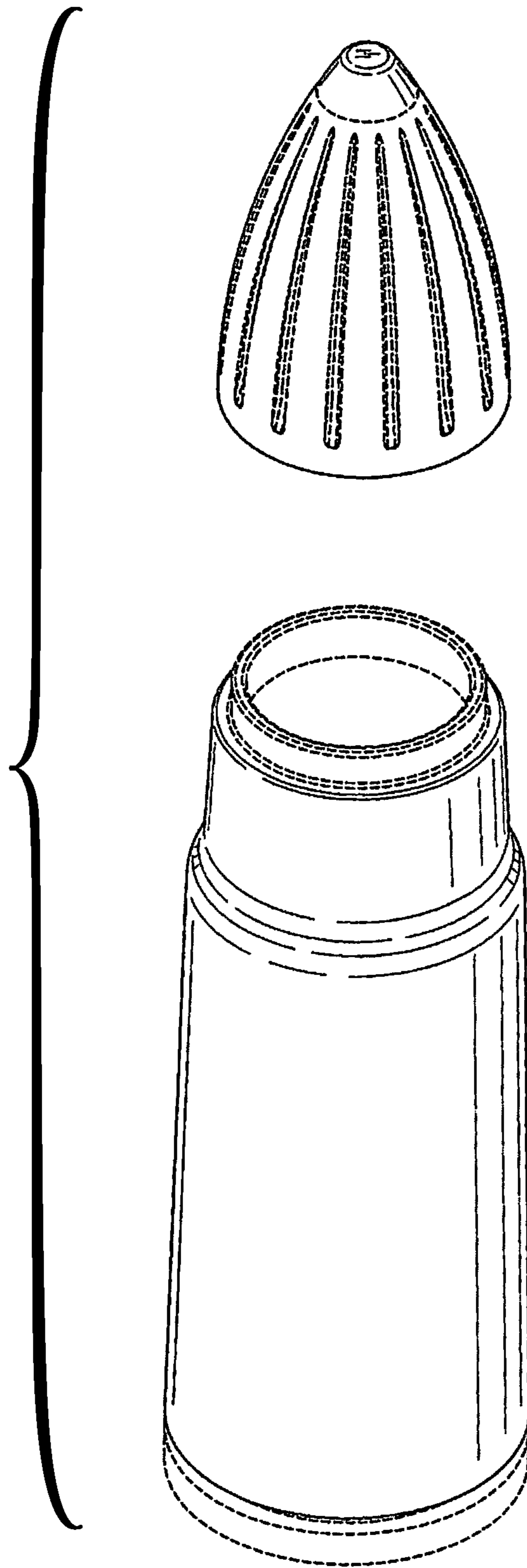


FIG. 2




FIG. 3

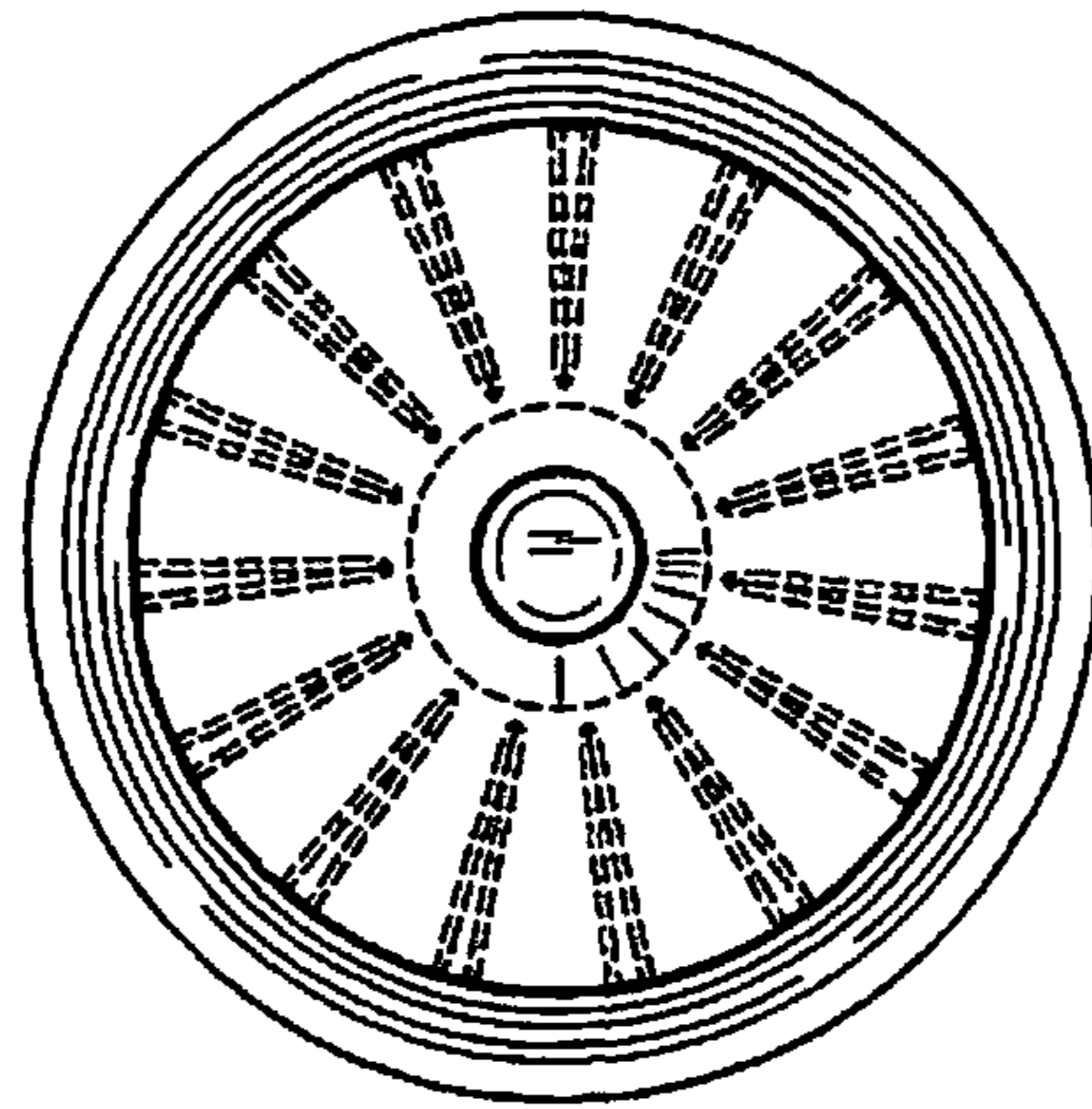


FIG. 4




FIG. 5