



US00D686919S

(12) **United States Design Patent**
Braun

(10) **Patent No.:** **US D686,919 S**

(45) **Date of Patent:** **** Jul. 30, 2013**

(54) **BOTTLE**

(75) Inventor: **Jeff Braun**, Imperial, MO (US)

(73) Assignees: **McGowan Crain, LLC**, St. Louis, MO (US); **Mantra LLC**, Marina Del Rey, CA (US); **Prowood Wine & Spirits, Inc.**, Los Angeles, CA (US)

(**) Term: **14 Years**

(21) Appl. No.: **29/417,048**

(22) Filed: **Mar. 29, 2012**

(51) **LOC (9) Cl.** **09-01**

(52) **U.S. Cl.**
USPC **D9/601**

(58) **Field of Classification Search**
USPC D9/600-601; 206/494, 457, 527,
206/540; 215/400; 220/890; 229/116.1;
D7/514-516, 619.2

See application file for complete search history.

(56) **References Cited**

U.S. PATENT DOCUMENTS

| | | | | |
|--------------|--------|--------------|-------|--------|
| D39,362 S * | 6/1908 | Johnson | | D9/601 |
| D39,856 S * | 3/1909 | Perrault | | D9/601 |
| D68,195 S * | 9/1925 | DeSoria | | D9/601 |
| D277,075 S * | 1/1985 | Blais et al. | | D9/601 |

| | | | | |
|--------------|---------|-----------------|-------|--------|
| D409,482 S * | 5/1999 | Jacobs | | D9/601 |
| D425,371 S * | 5/2000 | Kerr | | D7/519 |
| D551,504 S * | 9/2007 | Eubank | | D7/516 |
| D589,815 S * | 4/2009 | Hazelton et al. | | D9/601 |
| D592,969 S * | 5/2009 | Hazelton et al. | | D9/601 |
| D626,424 S * | 11/2010 | Ross et al. | | D9/601 |
| D629,305 S * | 12/2010 | Arnell et al. | | D9/601 |

* cited by examiner

Primary Examiner — Sandra Morris

(74) *Attorney, Agent, or Firm* — Stinson Morrison Hecker LLP

(57) **CLAIM**

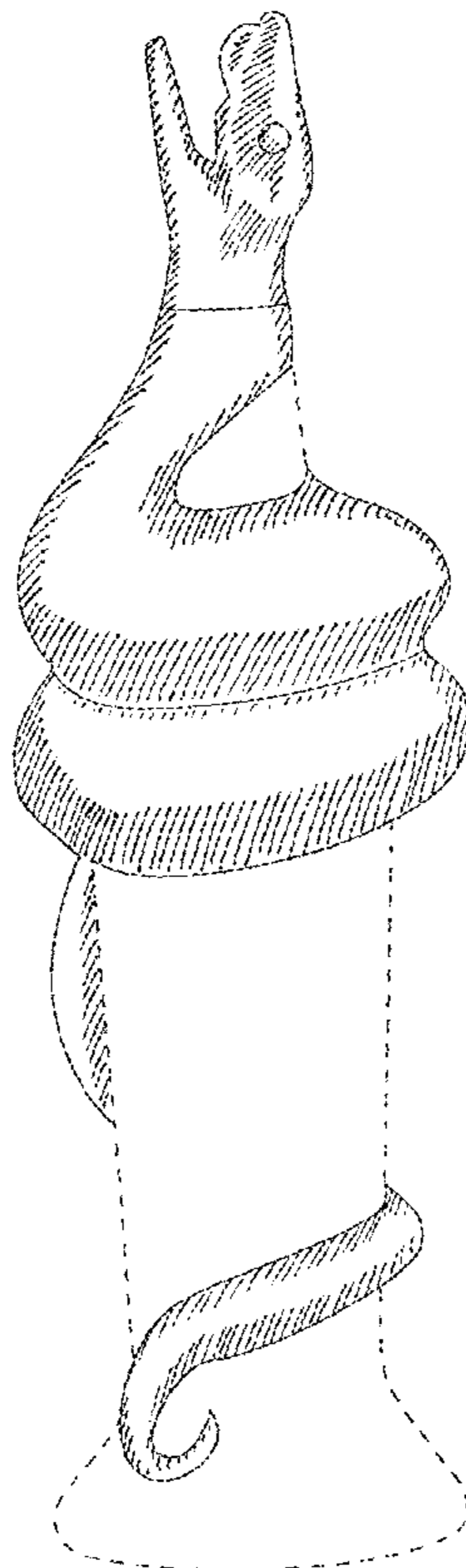
The ornamental design for a bottle, as shown and described.

DESCRIPTION

FIG. 1 is a left side perspective view of the bottle;
FIG. 2 is a right side perspective view of the bottle of FIG. 1;
FIG. 3 is a back perspective view of the bottle of FIG. 1;
FIG. 4 is a front perspective view of the bottle of FIG. 1;
FIG. 5 is a top perspective view of the bottle of FIG. 1; and,
FIG. 6 is a bottom view of the bottle of FIG. 1.

The broken line in the drawings, showing a portion of the bottle wall, is for the purpose of illustrating environmental structure and forms no part of the claimed design.

1 Claim, 5 Drawing Sheets



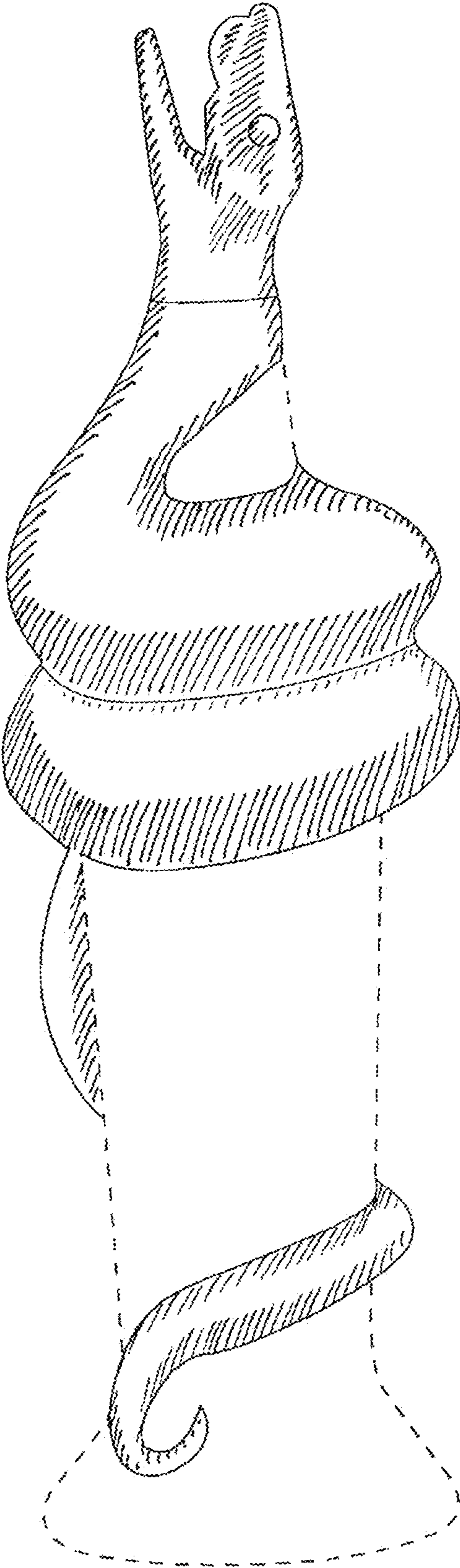


FIG 1

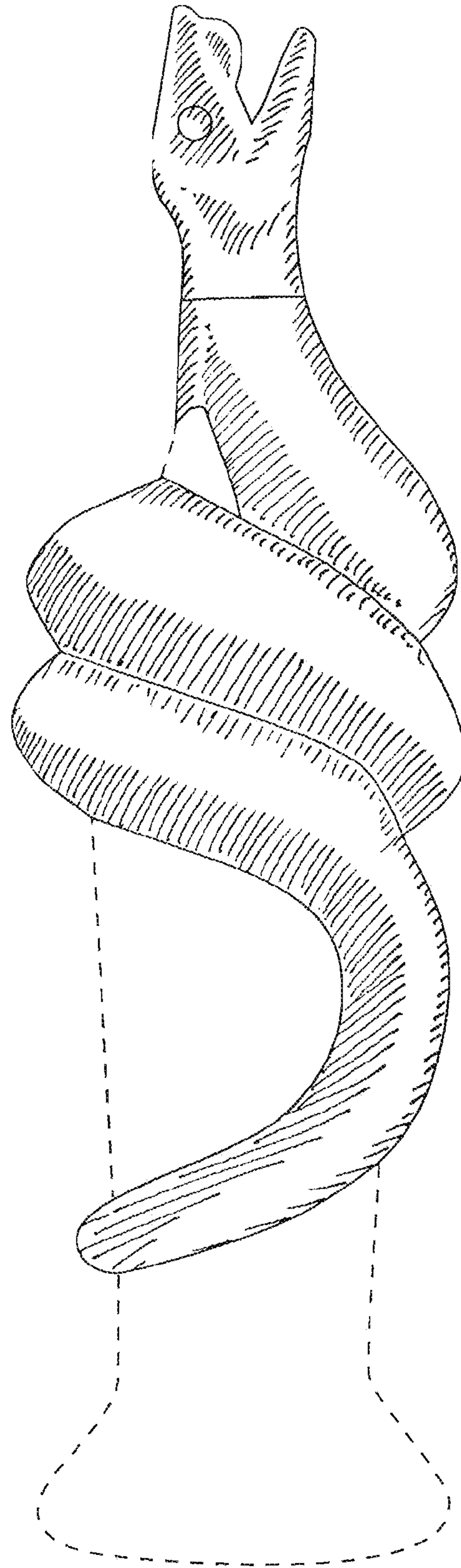


FIG 2

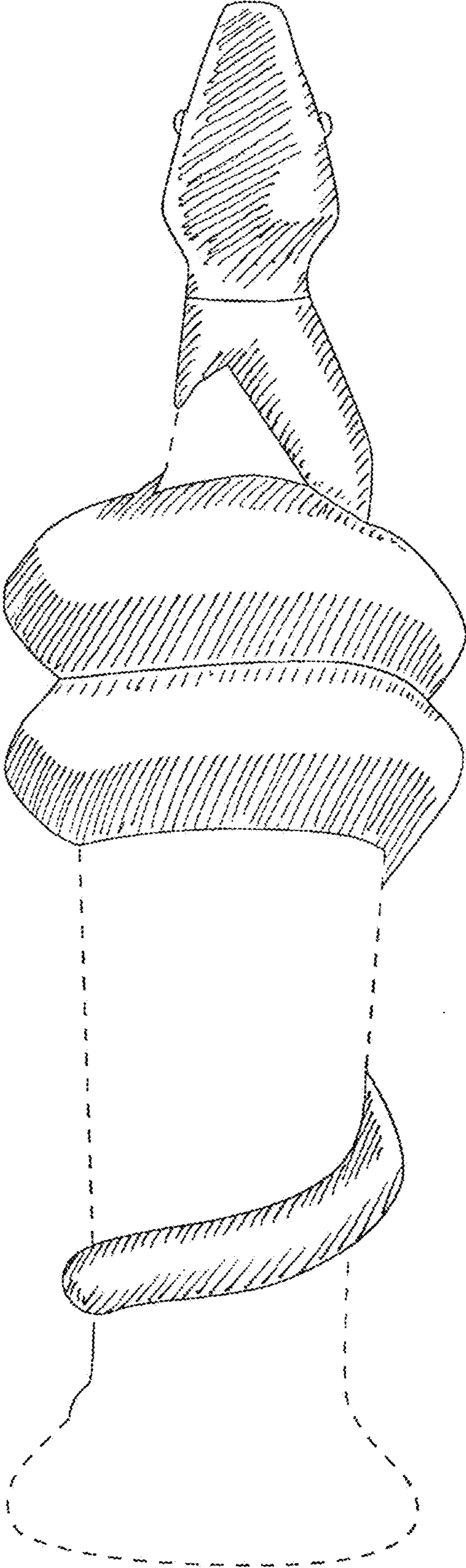


FIG 3

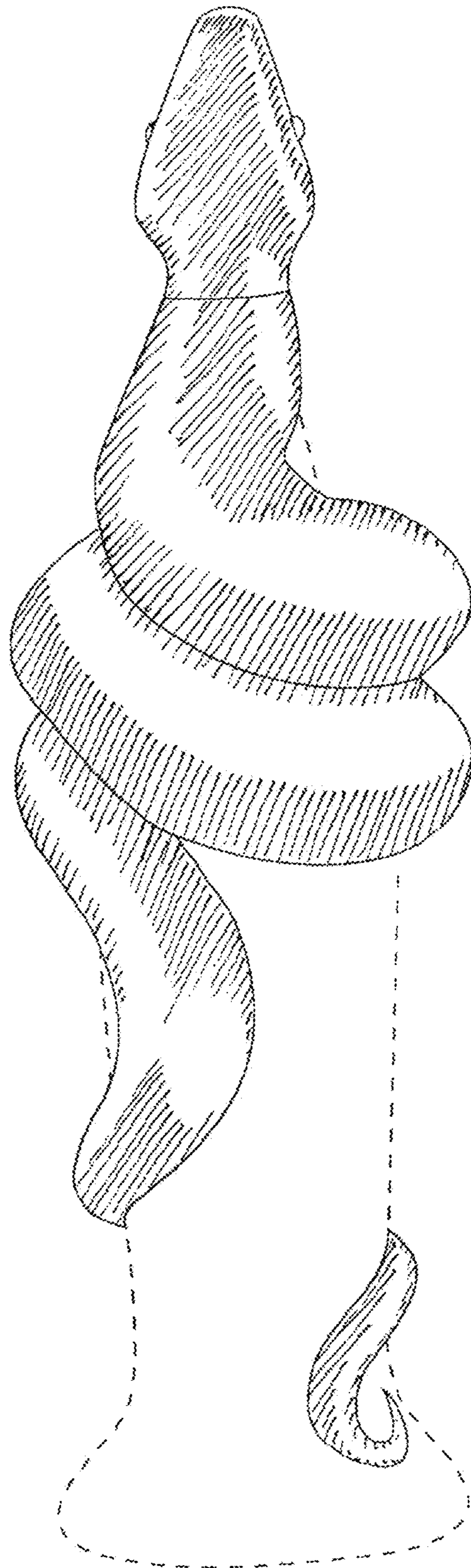


FIG 4

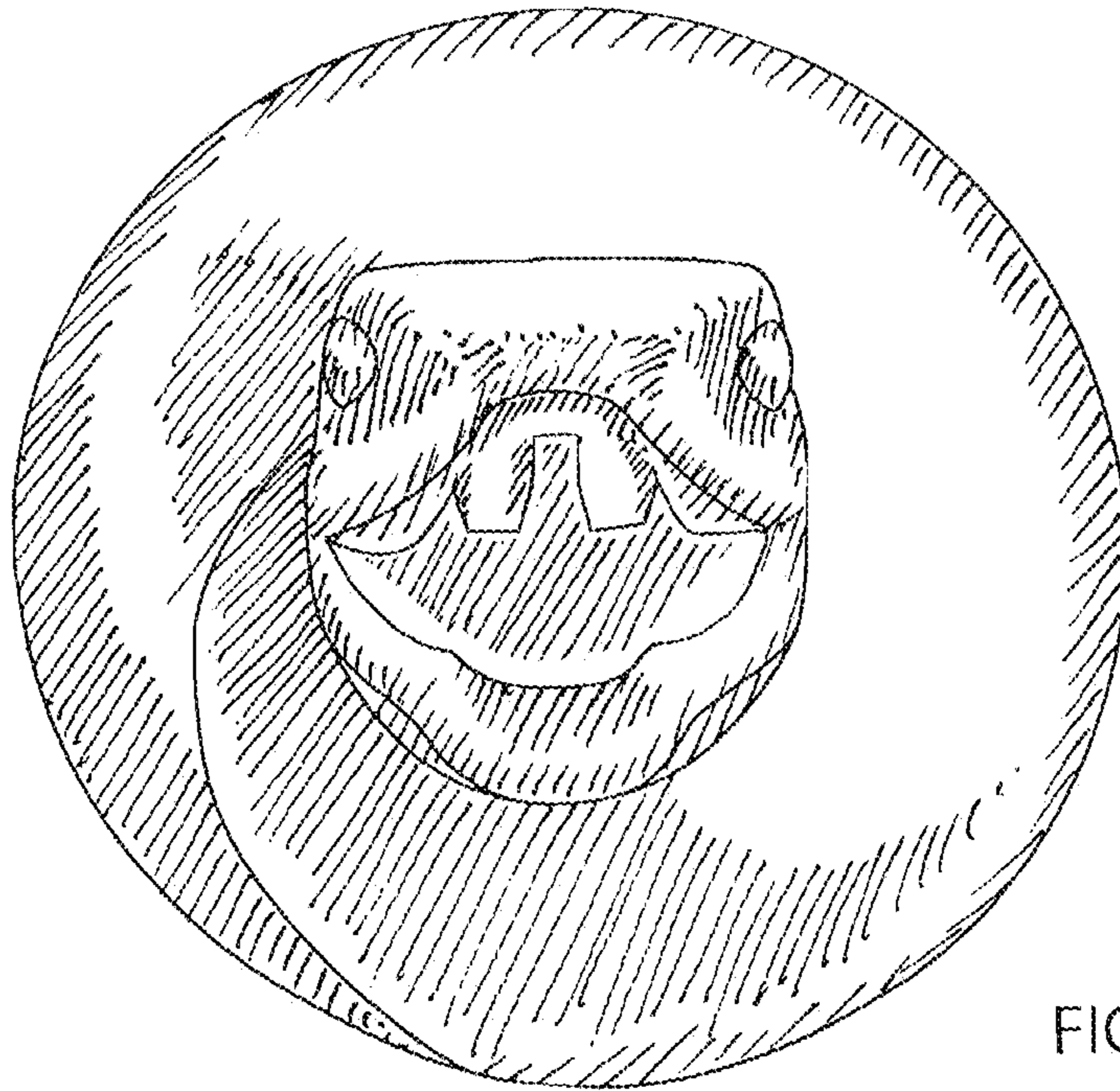


FIG 5

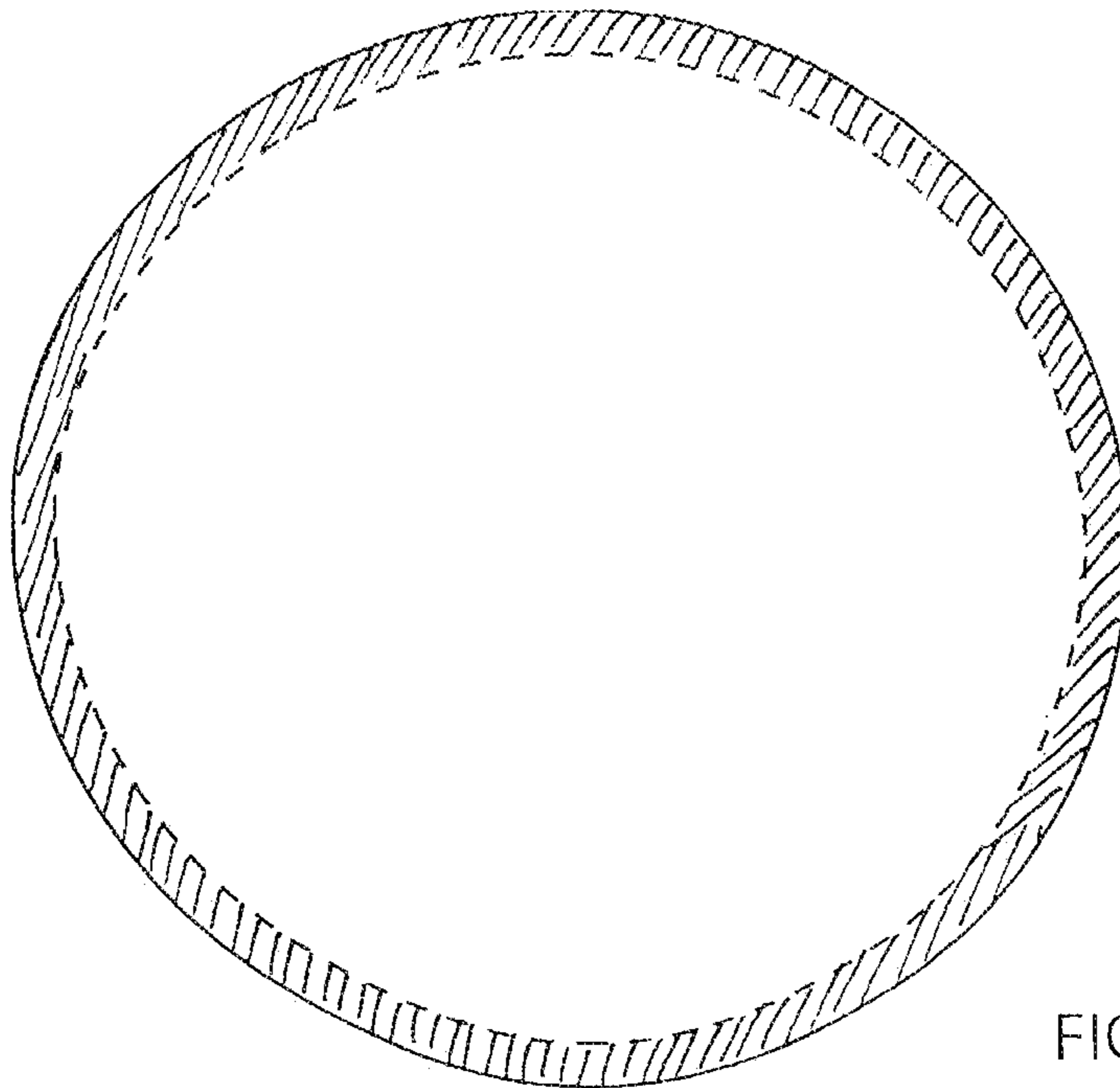


FIG 6