



US00D686911S

(12) **United States Design Patent**  
**Coble et al.**

(10) **Patent No.:** **US D686,911 S**  
(45) **Date of Patent:** **\*\* Jul. 30, 2013**

(54) **CONTAINER**

(75) Inventors: **Justin Coble**, Bedminster, NJ (US);  
**Stanley Joseph Clifford**, Easton, PA  
(US)

(73) Assignee: **Mars, Incorporated**, McLean, VA (US)

(\*\*) Term: **14 Years**

(21) Appl. No.: **29/410,932**

(22) Filed: **Jan. 13, 2012**

(51) **LOC (9) Cl.** ..... **09-03**

(52) **U.S. Cl.**

USPC ..... **D9/414**

(58) **Field of Classification Search**

USPC ..... D9/430-433, 414, 418, 420-424,  
D9/617, 659; D3/272, 273, 302; 206/267,  
206/269, 270, 273, 299, 737, 740, 822; 229/100,  
229/101, 101.3, 106, 108-112; D5/22, 32,  
D5/34, 40

See application file for complete search history.

(56) **References Cited**

**U.S. PATENT DOCUMENTS**

D6,708 S \* 6/1873 Fisher ..... D5/32  
D7,057 S \* 12/1873 Heinigke ..... D5/32  
D18,890 S \* 1/1889 Tingue ..... D5/32  
D28,249 S \* 2/1898 Stohn ..... D5/32

D33,891 S \* 1/1901 Kennedy ..... D9/414  
D247,876 S \* 5/1978 Garson et al. .... D9/659  
D310,024 S \* 8/1990 Maschino ..... D9/659  
D332,394 S \* 1/1993 Leonard et al. .... D9/659  
D358,093 S \* 5/1995 Lanteigne et al. .... D9/430  
D427,903 S \* 7/2000 Forrest ..... D9/430  
D431,774 S \* 10/2000 Davis ..... D9/659  
D491,460 S \* 6/2004 Grant ..... D9/414  
D534,422 S \* 1/2007 Hallberg ..... D9/422  
D578,874 S \* 10/2008 Smith et al. .... D9/418  
D646,156 S \* 10/2011 Maxwell-Wood ..... D9/414

\* cited by examiner

*Primary Examiner* — Susan Bennett Hattan

*Assistant Examiner* — Vy Koenig

(74) *Attorney, Agent, or Firm* — Arent Fox LLP

(57) **CLAIM**

The ornamental design for a container, as shown and described.

**DESCRIPTION**

FIG. 1 is a perspective view of a container showing our new design;

FIG. 2 is a front view of the design shown in FIG. 1;

FIG. 3 is a rear view of the design shown in FIG. 1;

FIG. 4 is a left side view of the design shown in FIG. 1;

FIG. 5 is a right side view of the design shown in FIG. 1;

FIG. 6 is a top view of the design shown in FIG. 1; and,

FIG. 7 is a bottom view of the design shown in FIG. 1.

**1 Claim, 5 Drawing Sheets**

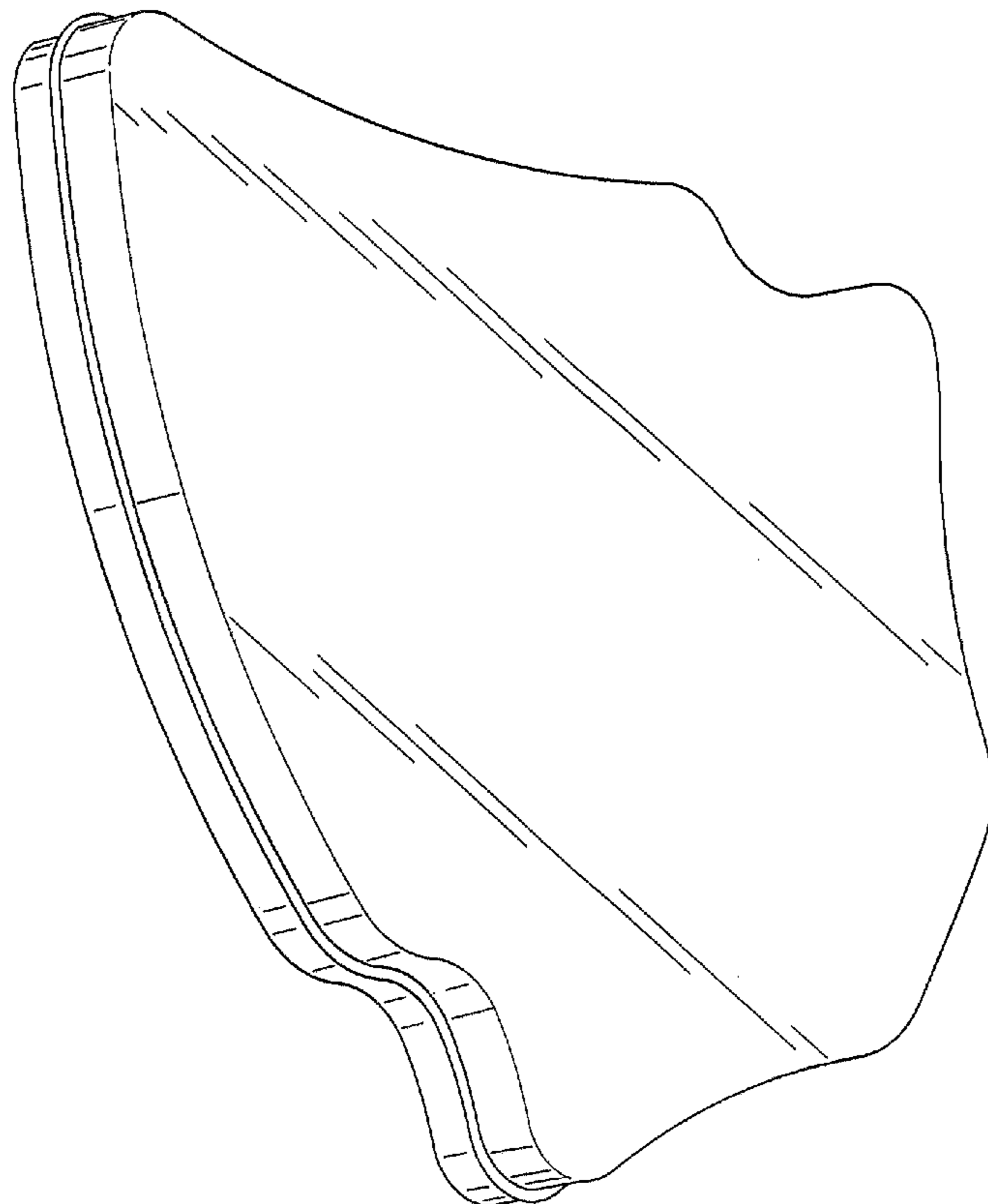


FIG.1

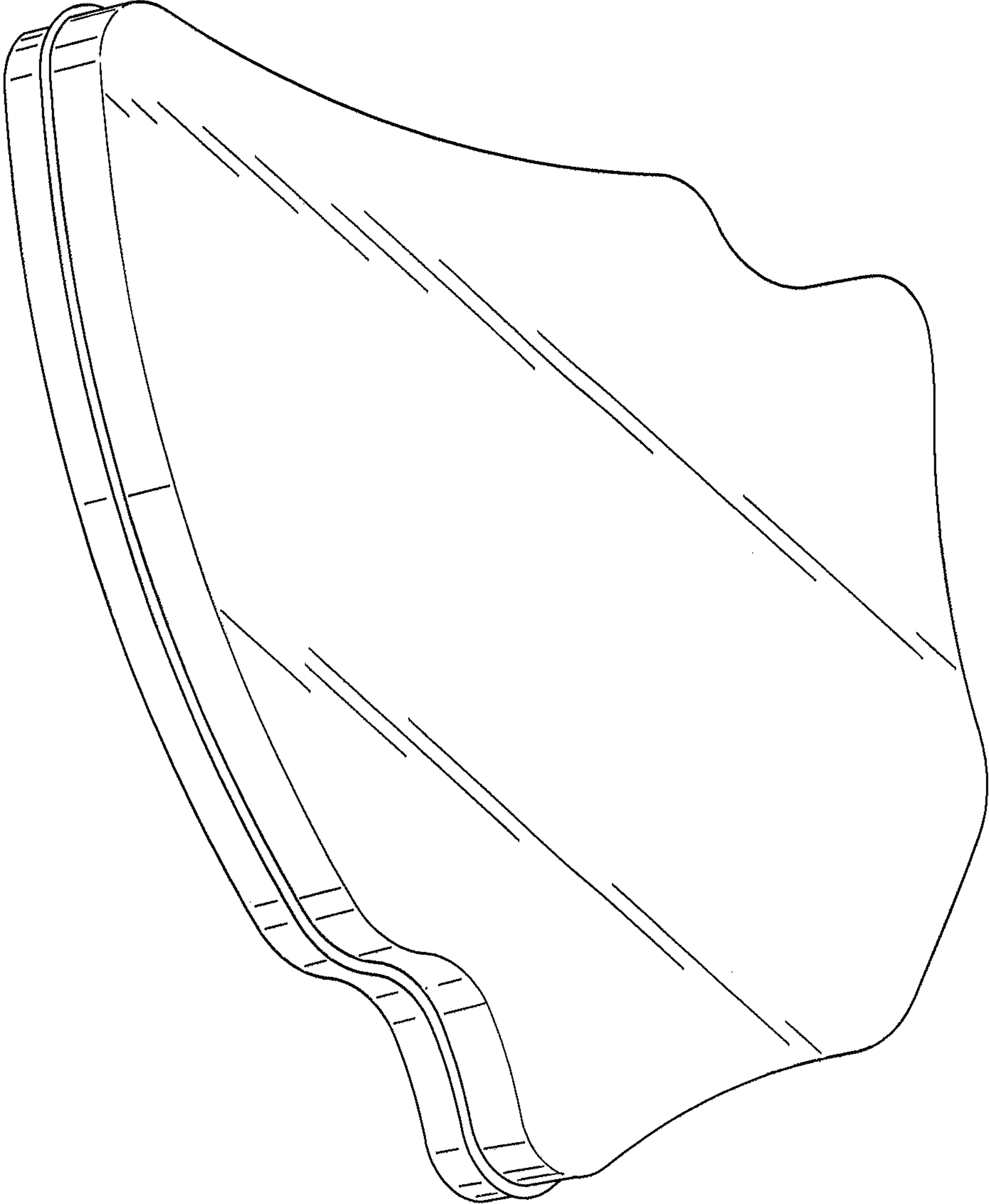


FIG.2

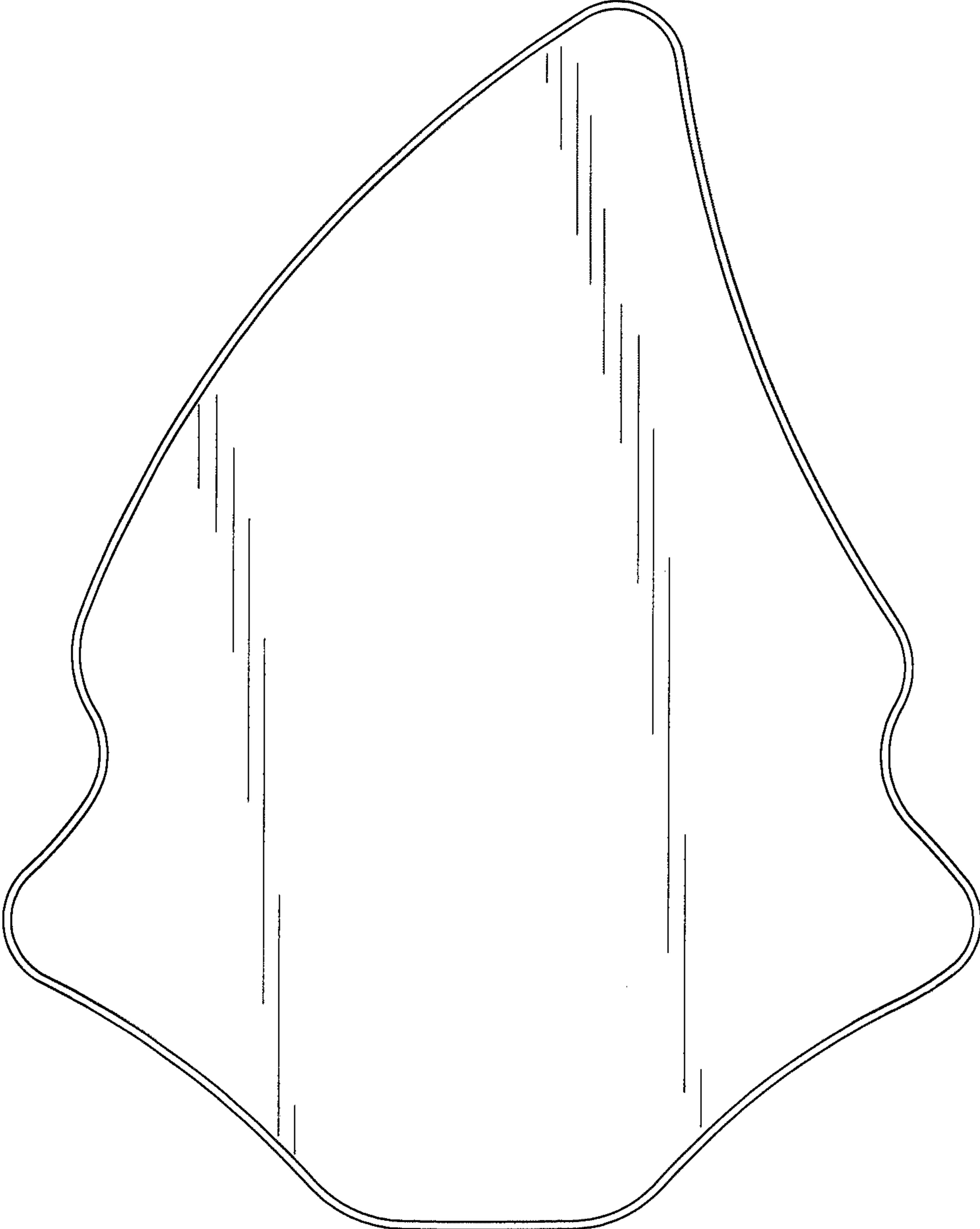


FIG.3

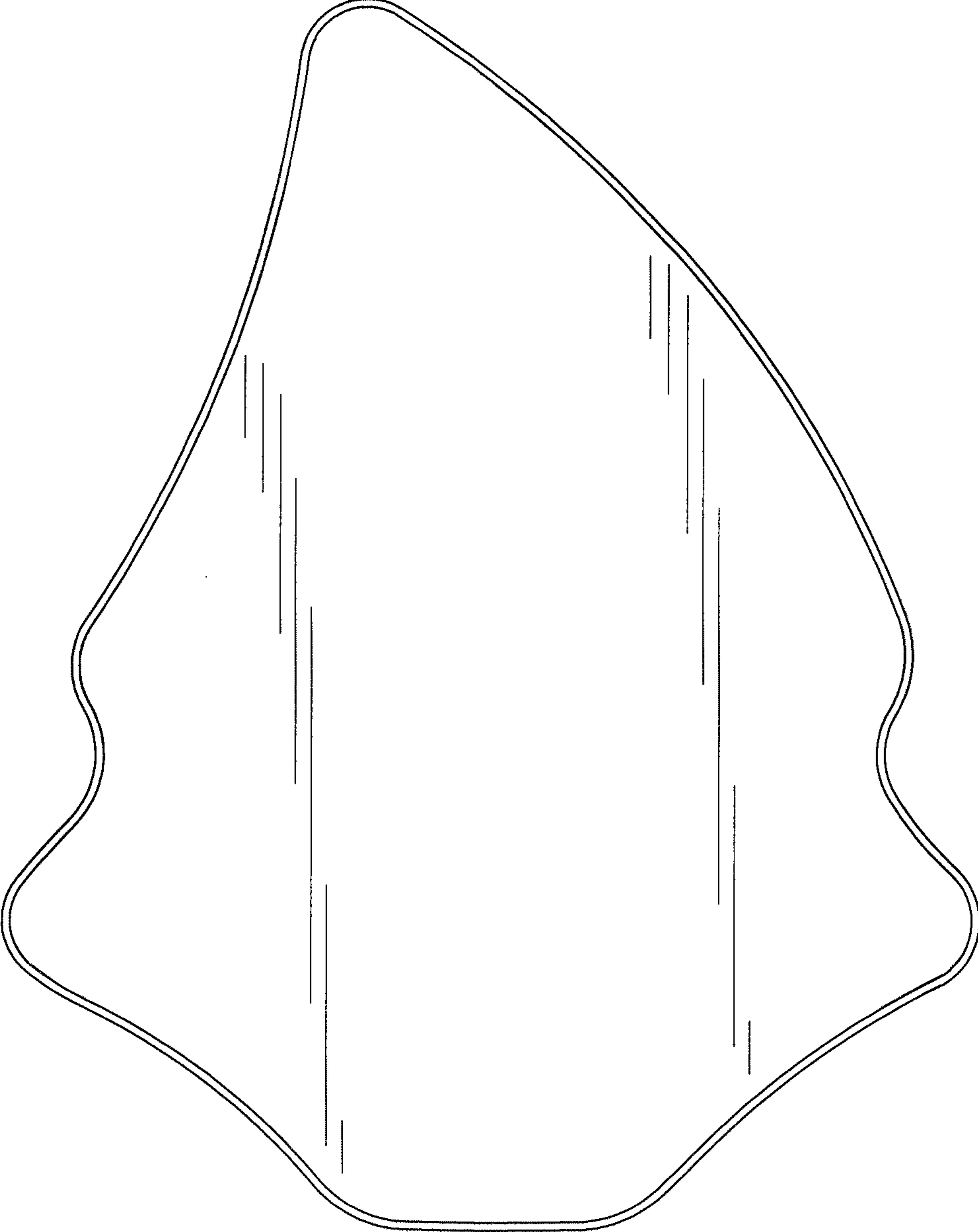


FIG.4

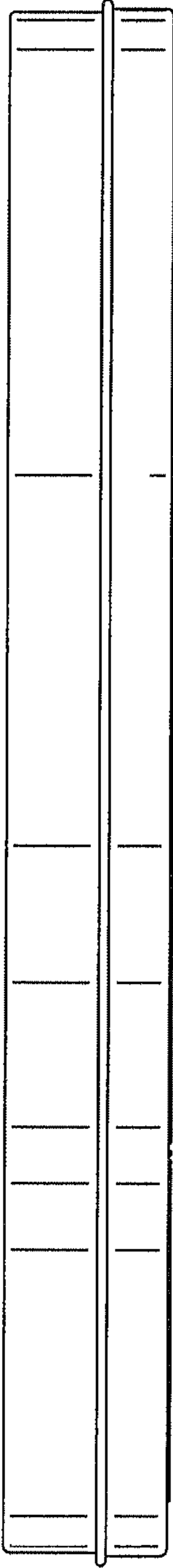


FIG.5




FIG.6




FIG.7

