



US00D686910S

(12) **United States Design Patent**
Towell, Jr.

(10) **Patent No.:** **US D686,910 S**
(45) **Date of Patent:** **** Jul. 30, 2013**

- (54) **SEAT BELT HOLDING CLIP**
- (76) Inventor: **Donald R. Towell, Jr.**, Sherman Oaks, CA (US)
- (**) Term: **14 Years**
- (21) Appl. No.: **29/375,971**
- (22) Filed: **Sep. 30, 2010**
- (51) **LOC (9) Cl.** **08-08**
- (52) **U.S. Cl.**
USPC **D8/395**
- (58) **Field of Classification Search**
USPC D8/354, 356, 371, 394-396; D19/65, D19/86; D24/128; 248/74.2, 215, 227.1, 248/49, 300, 301, 316.7, 51, 489; 24/570, 24/3.12; D32/61; D11/78.1
See application file for complete search history.

- D382,592 S * 8/1997 Maruchi D19/32
- 5,692,806 A 12/1997 Jones
- D390,493 S * 2/1998 Fletcher D11/78.1
- D405,224 S * 2/1999 Falconio D27/183
- 5,992,887 A * 11/1999 Maruchi 281/42
- 6,092,265 A 7/2000 Sesay
- 6,253,385 B1 * 7/2001 Fields 2/246
- 6,457,218 B1 * 10/2002 Lawrence 24/563
- D485,162 S * 1/2004 Wadsworth et al. D8/395
- 6,749,087 B1 * 6/2004 Robinson 222/99
- D566,539 S * 4/2008 Hicks D8/395
- D581,311 S * 11/2008 Cornett D11/78.1
- D597,827 S * 8/2009 Brassard D8/395
- D620,785 S * 8/2010 St. Germaine D8/395

(Continued)

OTHER PUBLICATIONS

www.jcwhitney.com; Seat Belt Tension Adjusters; internet; as of Sep. 29, 2010.

Primary Examiner — John Windmuller

(56) **References Cited**

U.S. PATENT DOCUMENTS

- 461,143 A * 10/1891 Randall 383/90
- 609,486 A * 8/1898 Wilson 206/55
- 803,464 A * 10/1905 Beck 24/339
- 1,621,008 A * 3/1927 Fricker 24/563
- 2,526,575 A * 10/1950 Neal 40/119
- D170,053 S * 7/1953 Hall D28/39
- 3,348,275 A * 10/1967 Lawrence 24/536
- 3,766,613 A * 10/1973 Merfeld 24/561
- D239,147 S * 3/1976 Karlson D11/215
- 3,962,758 A * 6/1976 Knappe et al. 24/562
- D244,907 S * 7/1977 Link D8/395
- D286,014 S * 10/1986 Davis D8/395
- 4,826,250 A 5/1989 Ibanez
- 5,042,838 A 8/1991 Carter
- 5,201,099 A 4/1993 Campbell
- 5,350,196 A 9/1994 Atkins
- D363,453 S * 10/1995 Herdt D11/78.1
- D374,327 S 10/1996 Marguerie
- 5,600,855 A * 2/1997 Ramirez 2/209.13

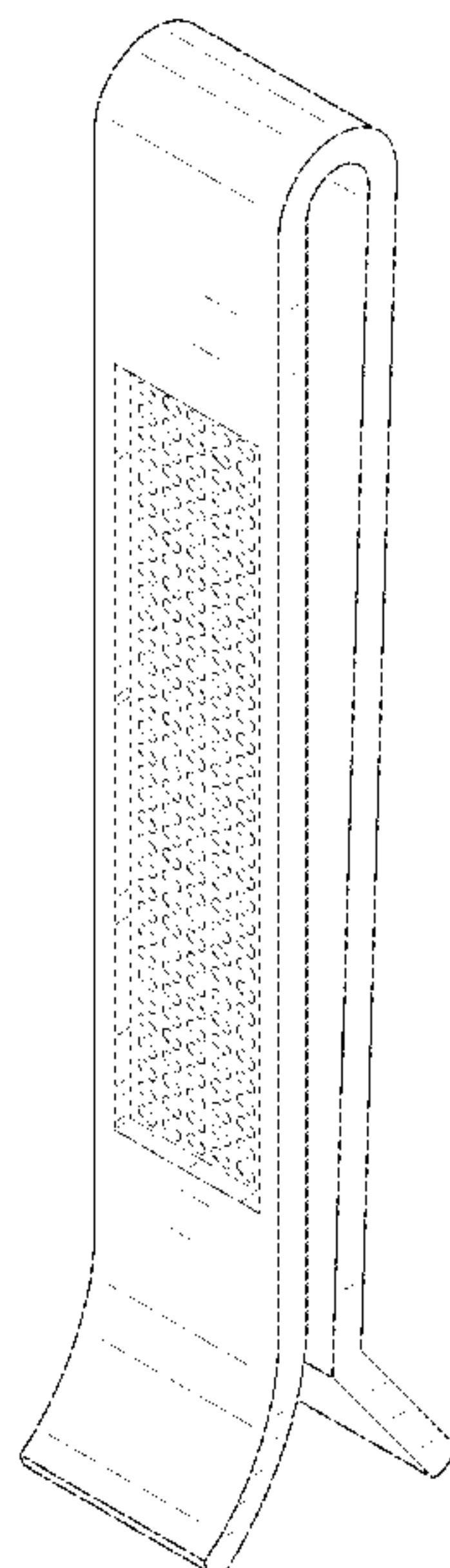
(57) **CLAIM**

The ornamental design for a seat belt holding clip, as shown and described.

DESCRIPTION

FIG. 1 is a perspective view of a seat belt holding clip showing my new design;
 FIG. 2 is a side view (opposite side view is mirror image) thereof;
 FIG. 3 is a front view thereof;
 FIG. 4 is a back view thereof;
 FIG. 5 is a top view thereof; and,
 FIG. 6 is a bottom view thereof.
 The broken lines in FIGS. 1 and 3 indicate that the nubs are not part of the claimed design. The broken lines in FIGS. 2 and 6 indicate that the nubs and the platform on which they rest are not part of the claimed design.

1 Claim, 4 Drawing Sheets



US D686,910 S

Page 2

U.S. PATENT DOCUMENTS					
D623,048 S *	9/2010	Moy	D8/395	
D636,293 S *	4/2011	Dolce et al.	D11/222	
					8,061,070 B2* 11/2011 Chamandy 40/658
					2002/0020045 A1* 2/2002 Nasu et al. 24/546
					* cited by examiner

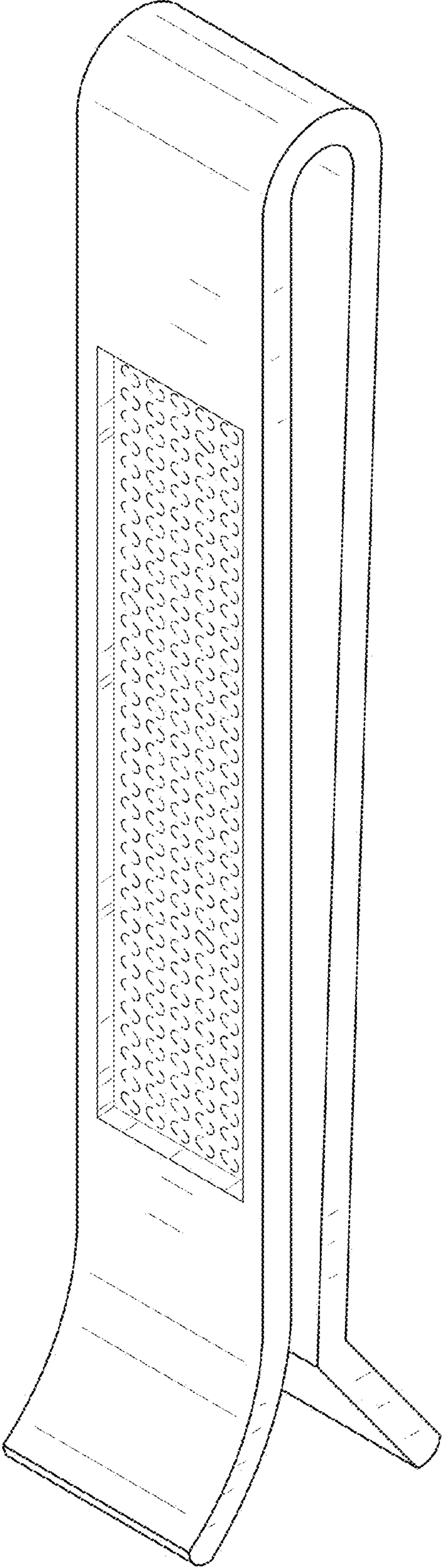


FIG. 1

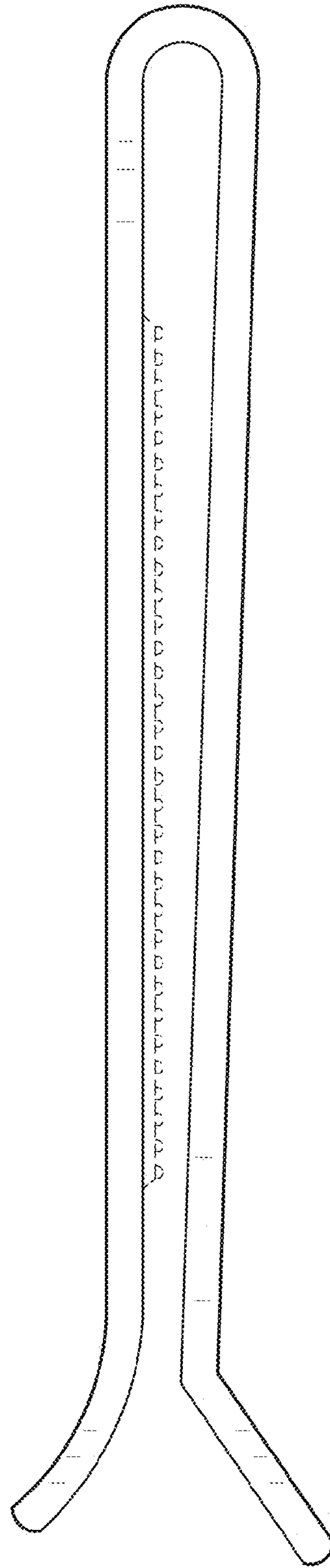


FIG. 2

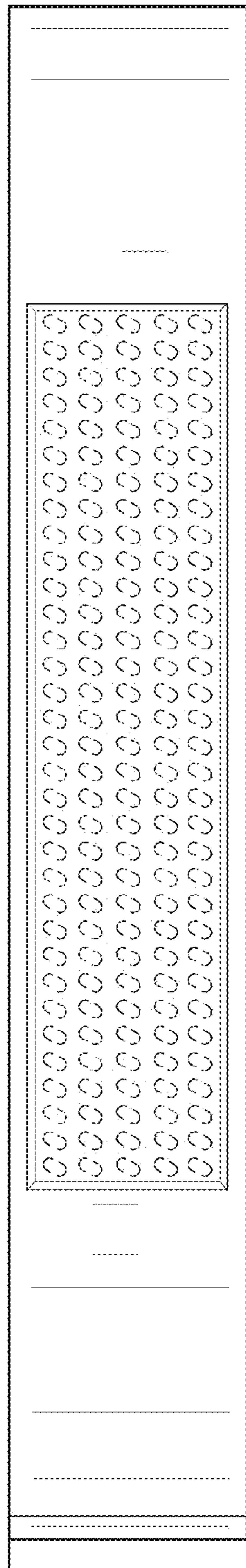


FIG. 3




FIG. 4

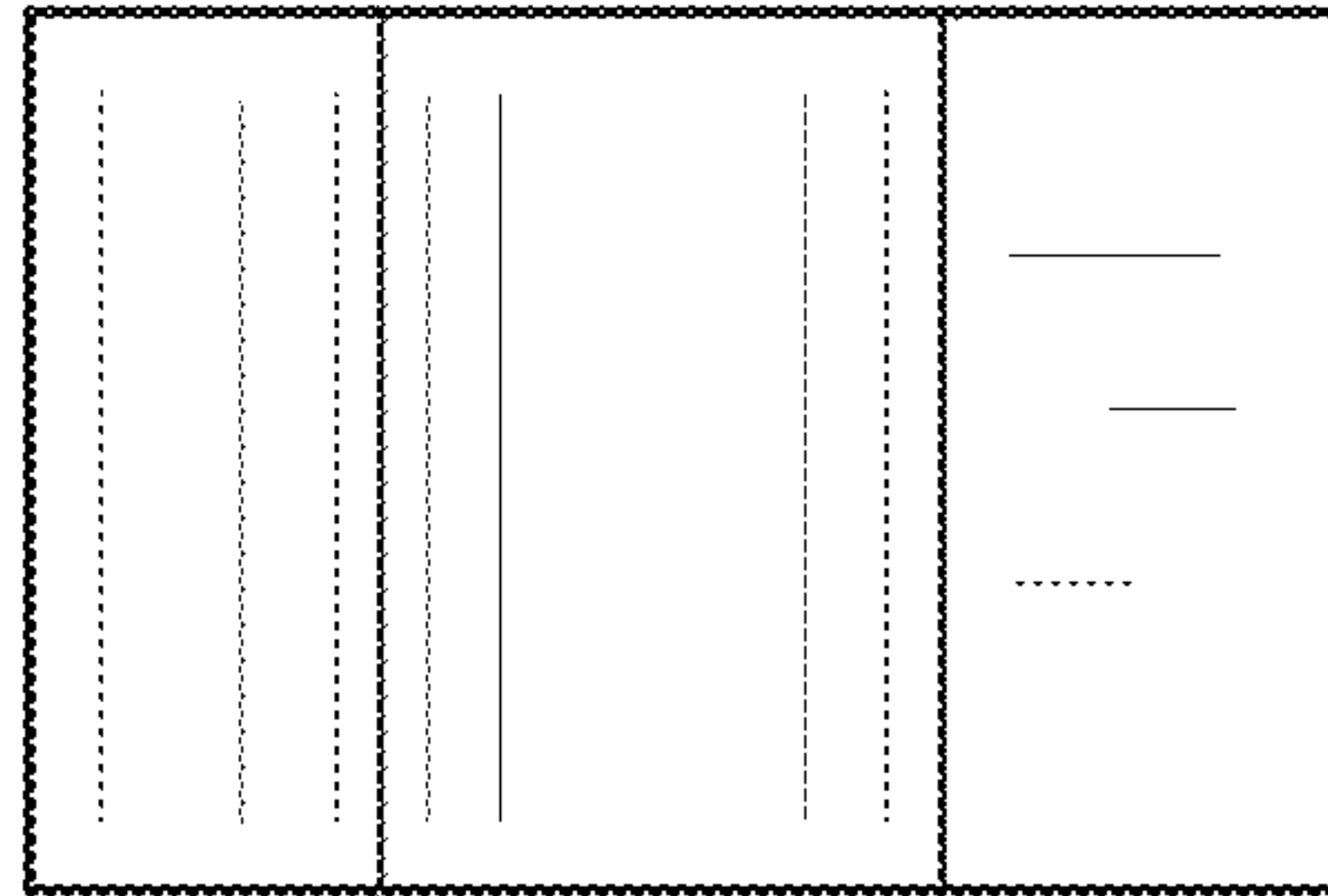


FIG. 5

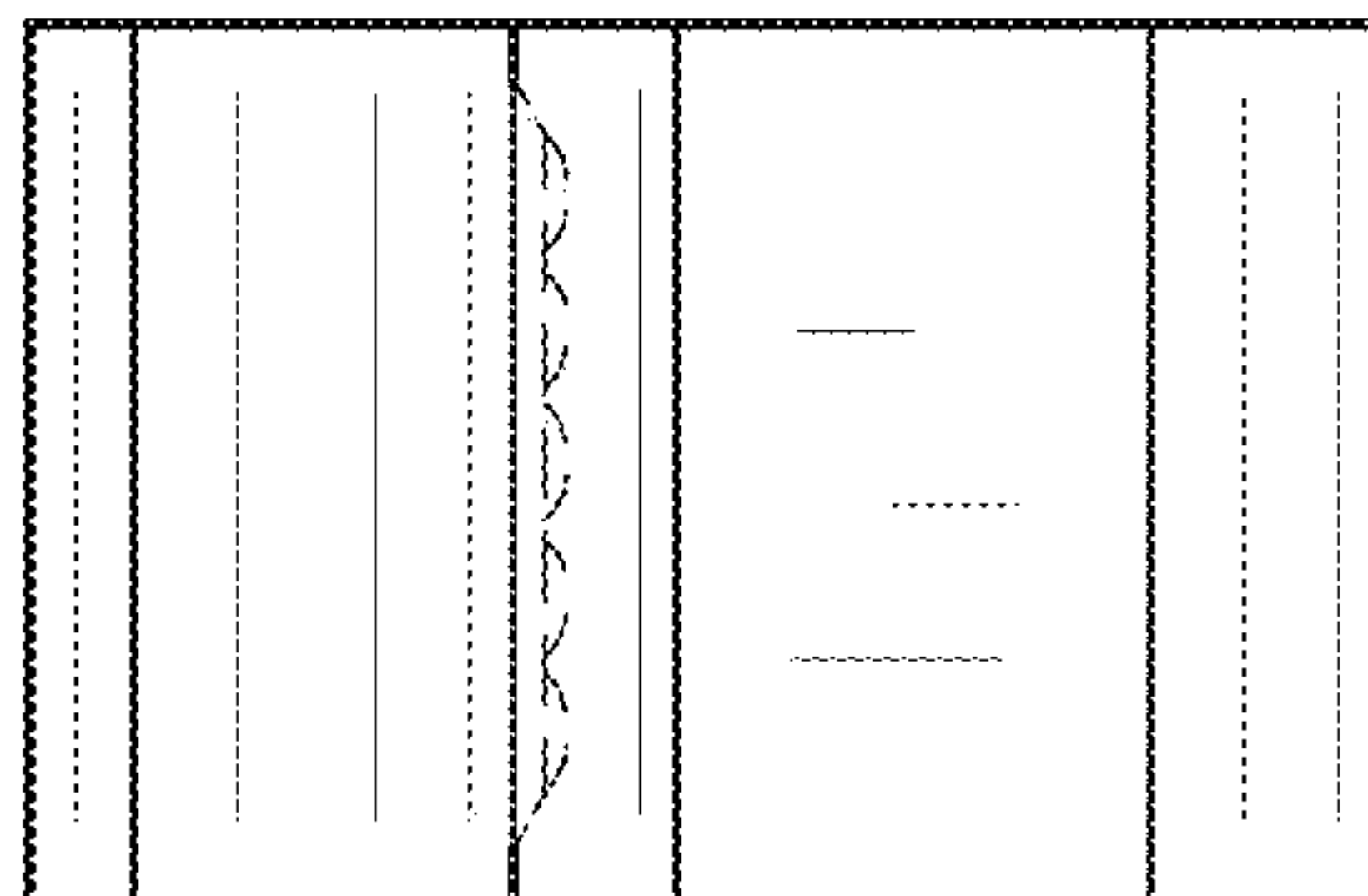


FIG. 6