



US00D686907S

(12) **United States Design Patent**  
**Chastain et al.**

(10) **Patent No.:** **US D686,907 S**  
(45) **Date of Patent:** **\*\* Jul. 30, 2013**

(54) **PORTABLE ENCLOSURE FOR SPOOLED PRODUCTS**

(75) Inventors: **Robert J. Chastain**, Maumelle, AR (US); **Denton McDonald**, Searcy, AR (US); **James S. Carter**, Denver, CO (US); **Chrispin A. Bowen**, Little Rock, AR (US); **David Allen Kelly**, Cabot, AR (US); **Glen David Shaw**, Conway, AR (US)

(73) Assignee: **Perfectvision Manufacturing, Inc.**, Little Rock, AR (US)

(\*\*) Term: **14 Years**

(21) Appl. No.: **29/395,432**

(22) Filed: **Jan. 19, 2012**

(51) **LOC (9) Cl.** ..... **08-05**

(52) **U.S. Cl.**  
USPC ..... **D8/358**

(58) **Field of Classification Search**  
USPC ..... D3/273-274, 276, 282, 291, 294,  
D3/295, 905; D9/432; 206/372, 373, 377-379;  
242/557, 403, 594.4  
See application file for complete search history.

(56) **References Cited**

**U.S. PATENT DOCUMENTS**

3,412,847 A 11/1968 Wise  
D330,329 S \* 10/1992 Brightbill ..... D3/302  
5,503,571 A \* 4/1996 Cheslock ..... 439/501  
D380,120 S \* 6/1997 Matos et al. .... D6/629

D381,512 S \* 7/1997 Green ..... D3/294  
D394,550 S \* 5/1998 Tanji ..... D3/273  
5,775,621 A 7/1998 Sauber  
D408,631 S \* 4/1999 Dickinson et al. .... D3/302  
D419,767 S \* 2/2000 Richardson et al. .... D3/273  
6,073,387 A \* 6/2000 Torkilsen et al. .... 43/54.1  
6,164,588 A 12/2000 Jacobsen  
6,234,421 B1 5/2001 Cox  
D448,565 S \* 10/2001 Sanderson ..... D3/302  
6,523,777 B2 2/2003 Gaudio  
7,513,361 B1 \* 4/2009 Mills, Jr. .... 206/234  
7,533,782 B2 \* 5/2009 Parker et al. .... 220/326  
8,016,222 B2 9/2011 Galgano  
D653,271 S \* 1/2012 Kindig ..... D15/144  
8,297,464 B2 \* 10/2012 Grenier et al. .... 220/326

\* cited by examiner

*Primary Examiner* — Raphael Barkai

*Assistant Examiner* — Randall Gholson

(74) *Attorney, Agent, or Firm* — Stephen D. Carver

(57) **CLAIM**

The ornamental design for a portable enclosure for spooled products, as shown.

**DESCRIPTION**

FIG. 1 is a frontal isometric view of our new portable enclosure for spooled products;  
FIG. 2 is a rear isometric view thereof;  
FIG. 3 is a front plan view thereof;  
FIG. 4 is a rear plan view thereof;  
FIG. 5 is a right side elevational view thereof;  
FIG. 6 is a left side elevational view thereof; and,  
FIG. 7 is a top plan view thereof.

**1 Claim, 7 Drawing Sheets**




Fig. 1

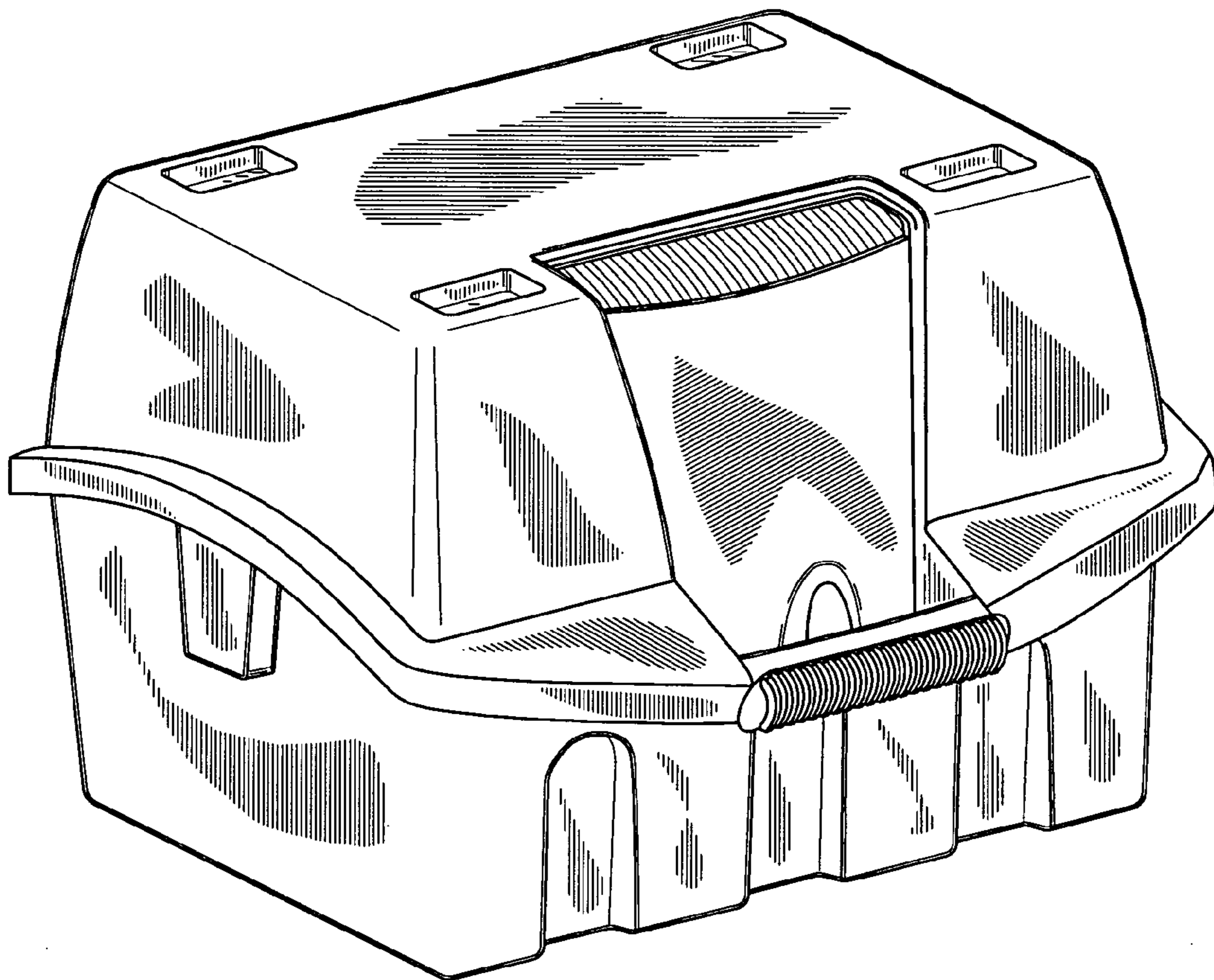


Fig. 2

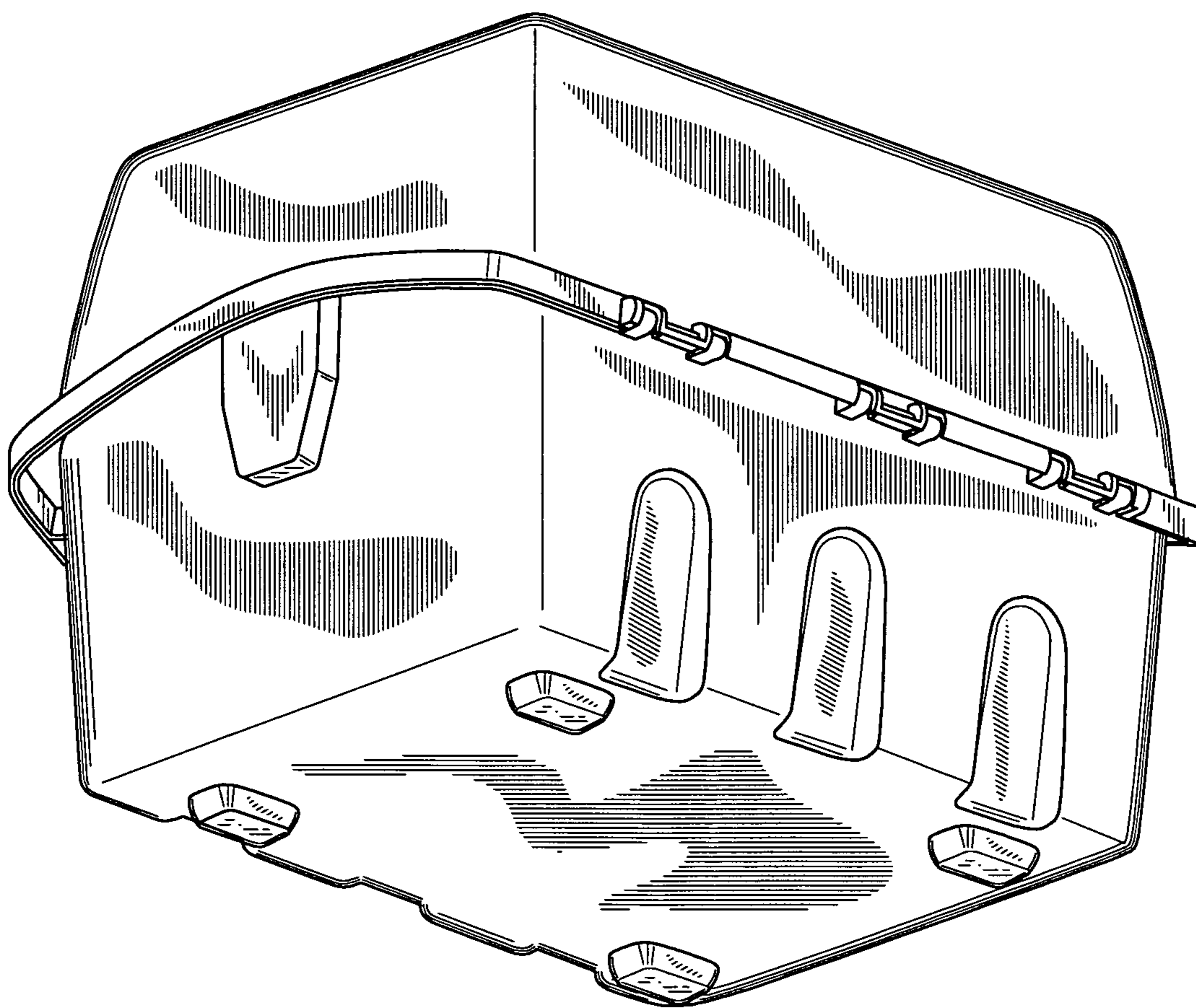


Fig. 3

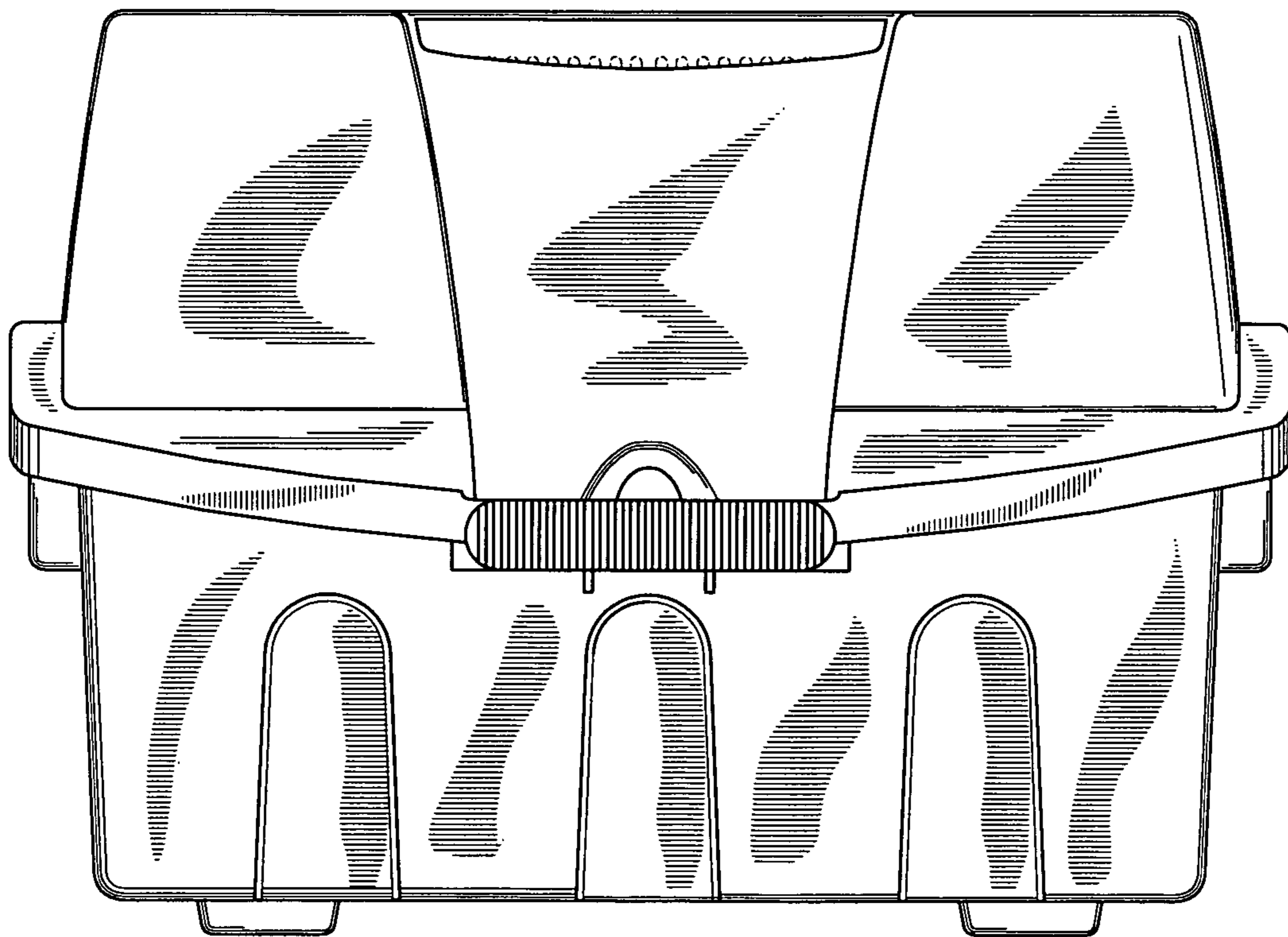


Fig. 4

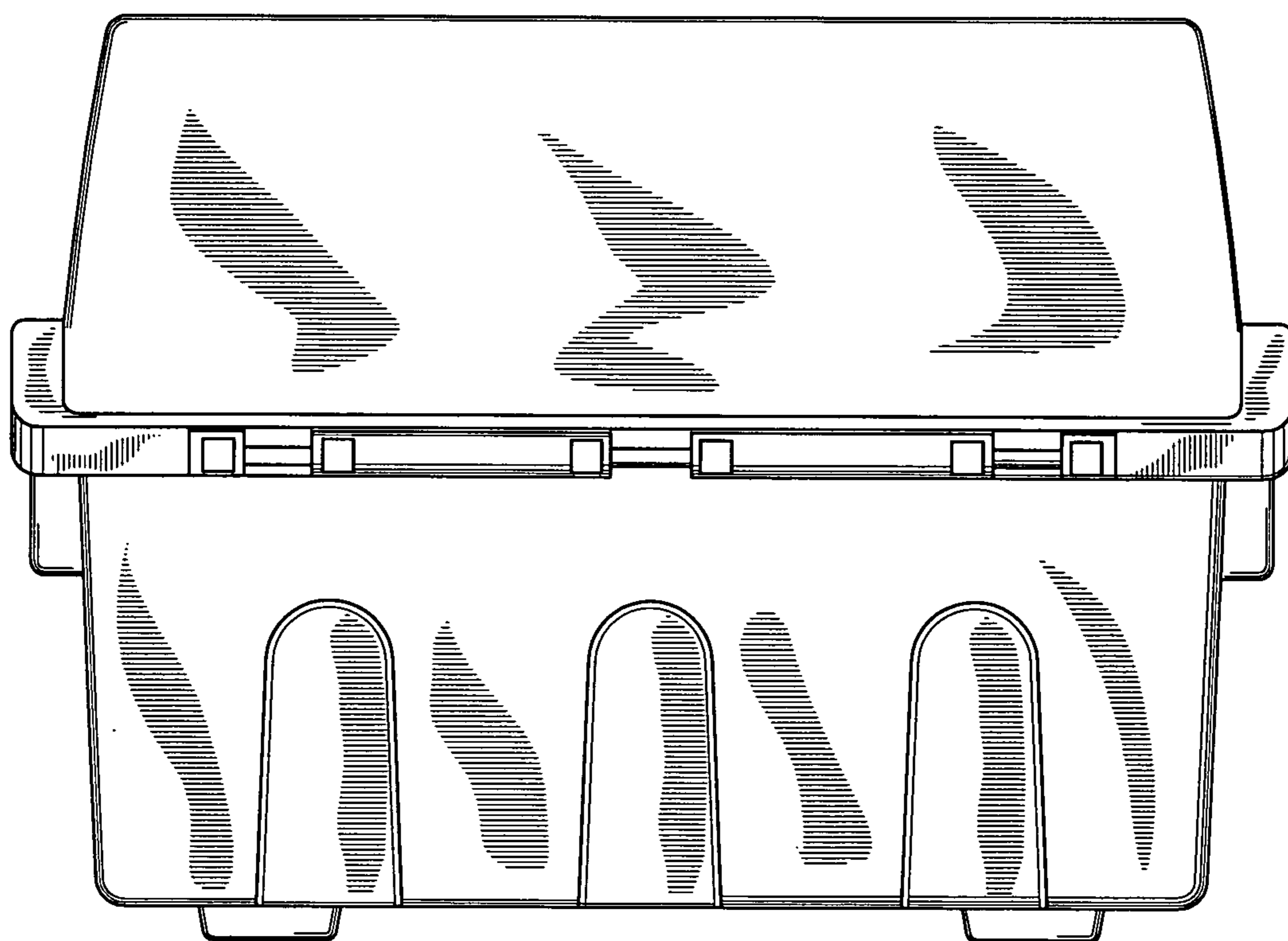


Fig. 5

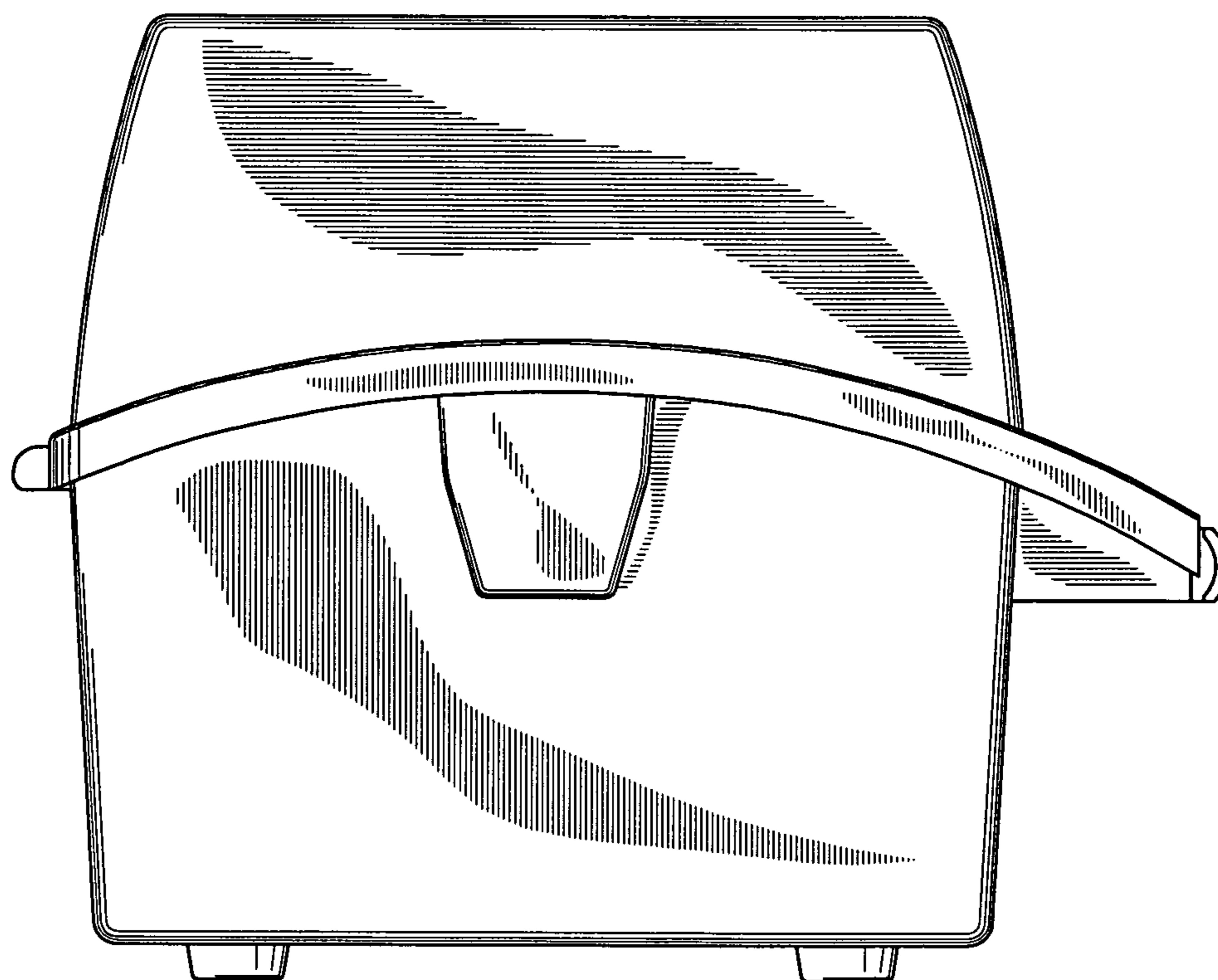


Fig. 6

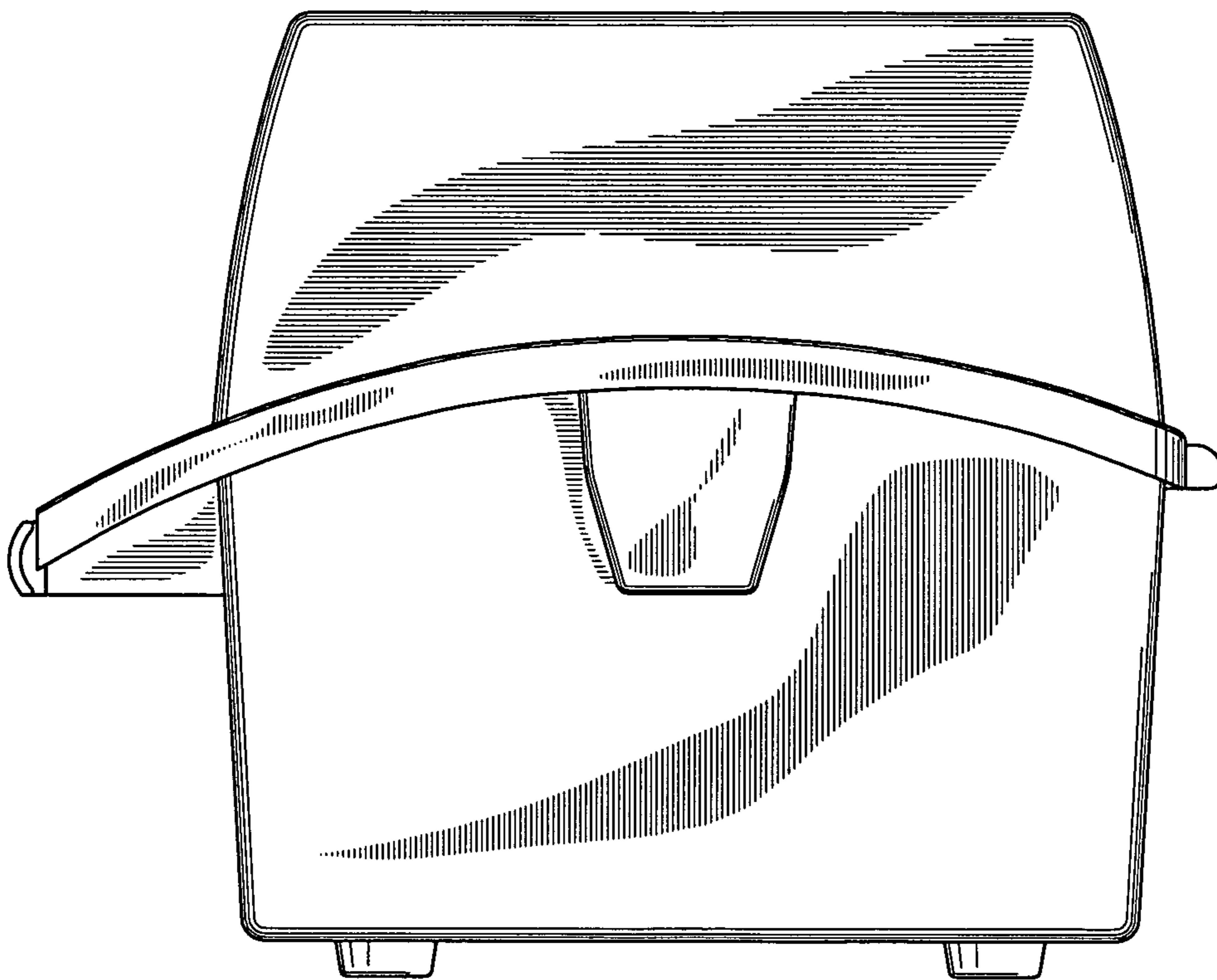


Fig. 7

