



US00D686901S

(12) **United States Design Patent**
Bublitz et al.

(10) **Patent No.:** **US D686,901 S**
(45) **Date of Patent:** **** Jul. 30, 2013**

(54) **UTILITY KNIFE**

(71) Applicant: **Milwaukee Electric Tool Corporation**,
Brookfield, WI (US)

(72) Inventors: **Scott Bublitz**, Hartland, WI (US); **Jason Crowe**, Milwaukee, WI (US); **Wade Burch**, Wauwatosa, WI (US); **Jeff Holly**, West Bend, WI (US)

(73) Assignee: **Milwaukee Electric Tool Corporation**,
Brookfield, WI (US)

(**) Term: **14 Years**

(21) Appl. No.: **29/433,200**

(22) Filed: **Sep. 27, 2012**

Related U.S. Application Data

(63) Continuation of application No. 29/386,433, filed on Mar. 1, 2011, now Pat. No. Des. 670,551.

(51) **LOC (9) Cl.** **08-03**

(52) **U.S. Cl.**
USPC **D8/99**

(58) **Field of Classification Search**
USPC . D8/95-99, 105, 107; D22/118; 30/154-162,
30/329-331, 339
See application file for complete search history.

(56) **References Cited**

U.S. PATENT DOCUMENTS

1,599,604 A	9/1926	Wetmore
1,701,027 A	2/1929	Brown
1,940,855 A	12/1933	Friedman
2,017,320 A	10/1935	Mercer
2,051,721 A	8/1936	Kirangelos
2,628,423 A	2/1953	Cuntz

2,709,299 A	5/1955	Vizza
2,814,108 A	11/1957	Bassett
3,171,201 A	3/1965	Carifi
3,651,571 A	3/1972	Neale
3,845,554 A	11/1974	Joanis et al.
4,240,201 A	12/1980	Sawby et al.

(Continued)

OTHER PUBLICATIONS

Milwaukee Fastback(198) Flip Utility Knife. Downloaded at <http://grainer.com/Grainger/MILWAUKEE-Flip-Utility-Knife-6CMY2> on Jun. 8, 2012.

Primary Examiner — Philip S Hyder

Assistant Examiner — Roselynn Cody

(74) *Attorney, Agent, or Firm* — Michael Best & Friedrich LLP

(57) **CLAIM**

We claim the ornamental design for a utility knife, as shown and described in FIGS. 1-7.

DESCRIPTION

FIG. 1 is a perspective view of a utility knife according to an embodiment of the invention.

FIG. 2 is a left side view of the utility knife shown in FIG. 1.

FIG. 3 is a right side view of the utility knife shown in FIG. 1.

FIG. 4 is a top view of the utility knife shown in FIG. 1.

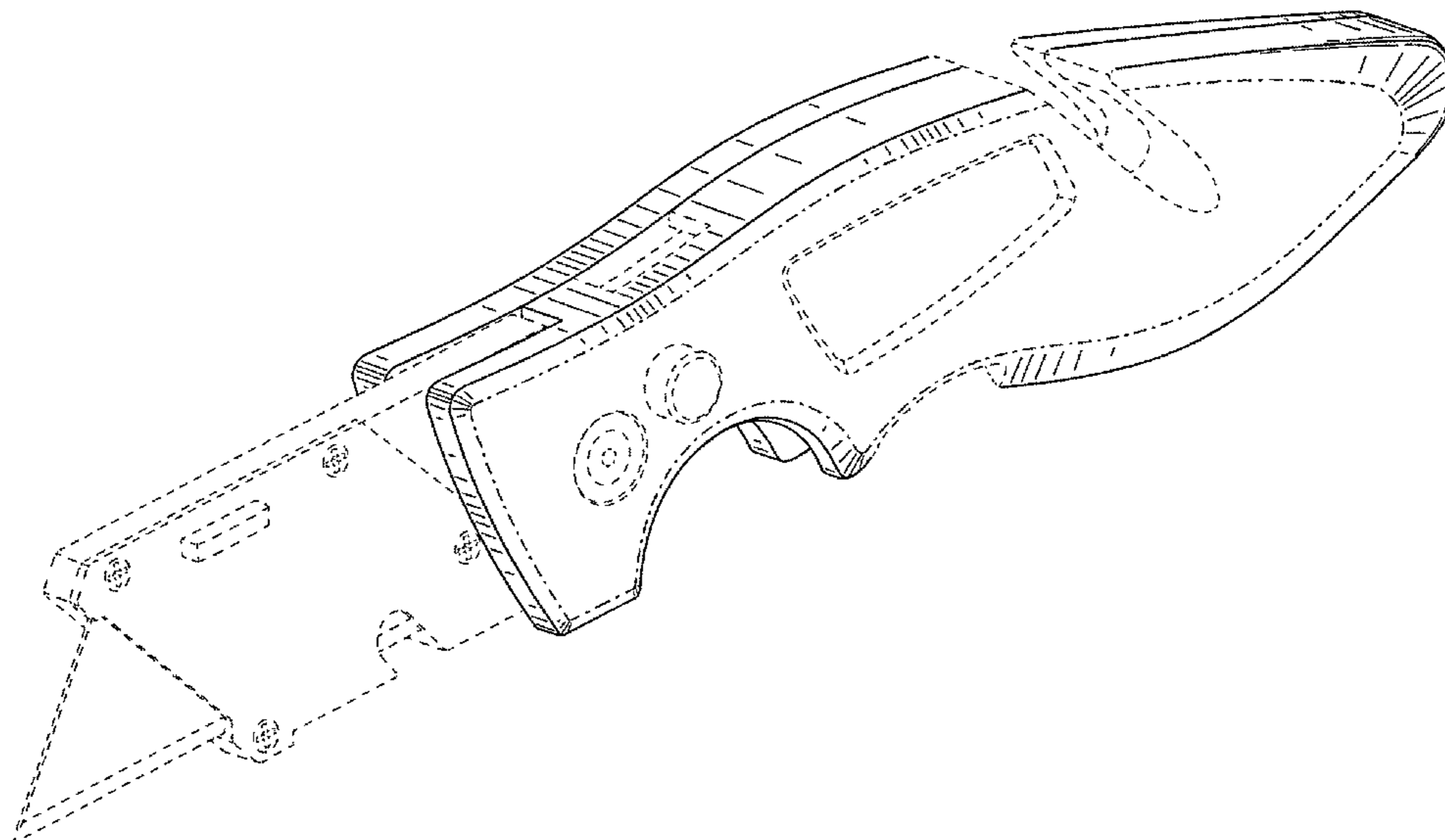
FIG. 5 is a bottom view of the utility knife shown in FIG. 1.

FIG. 6 is a front view of the utility knife shown in FIG. 1; and,

FIG. 7 is a rear view of the utility knife shown in FIG. 1.

The elements shown in broken lines are included for the purpose of illustrating environment and form no part of the claimed design. The portions shown in broken lines having unequal length segments illustrate the boundary of the claimed design and form no part of the claimed design.

1 Claim, 5 Drawing Sheets



US D686,901 S

U.S. PATENT DOCUMENTS					
			7,131,204	B2	11/2006 Brown et al.
4,292,738	A	10/1981 Osada	7,134,207	B2	11/2006 Ping
4,660,284	A	4/1987 Decarolis	7,181,849	B2	2/2007 Menter
4,706,385	A	11/1987 Iten	D553,467	S	10/2007 Ryan
4,750,267	A	6/1988 Boyd	7,278,213	B2	10/2007 Pardue et al.
D299,413	S	1/1989 DeCarolis	7,296,354	B2	11/2007 Van Deursen et al.
4,901,439	A	2/1990 Boyd, Jr.	7,302,760	B2	12/2007 Lake
4,918,820	A	4/1990 Korb et al.	7,305,768	B2	12/2007 Hinderer
4,922,614	A	5/1990 Machida	7,346,988	B2	3/2008 Gringer et al.
5,092,045	A	3/1992 Boyd, Jr. et al.	D566,222	S	4/2008 Hawk et al.
5,299,357	A	4/1994 Wonderley et al.	D568,136	S	5/2008 Ping
5,819,414	A	10/1998 Marifone	7,380,341	B2	6/2008 Ping
5,822,866	A	10/1998 Pardue	D581,240	S	11/2008 Glesser et al.
6,192,589	B1	2/2001 Martone et al.	D583,899	S	12/2008 MacNair et al.
D439,492	S	3/2001 Martone et al.	D584,377	S	1/2009 MacNair et al.
6,249,975	B1	6/2001 Lin	D592,034	S	5/2009 Huang
6,314,646	B1	11/2001 Schmidt	D593,838	S	6/2009 Williams
6,415,514	B1	7/2002 Chun	7,555,839	B2	7/2009 Koelewyn
6,446,340	B1	9/2002 Ping	D607,707	S	1/2010 Huang
6,446,341	B1	9/2002 Wang et al.	D629,274	S	12/2010 Wu
6,513,246	B2	2/2003 Ping	8,069,569	B2	12/2011 Brown et al.
6,553,671	B2	4/2003 Blanchard	8,375,589	B2*	2/2013 Bremer et al. 30/155
6,553,672	B2	4/2003 Glesser et al.	2002/0029480	A1	3/2002 Lin
6,553,674	B1	4/2003 Budrow	2002/0157260	A1	10/2002 Cheng
6,578,221	B2	6/2003 Ping	2003/0213133	A1	11/2003 Hanna
6,678,958	B1	1/2004 Budrow	2004/0107585	A1	6/2004 Helmrich
6,688,003	B2	2/2004 Scarla	2005/0044717	A1	3/2005 Nishihara
6,694,558	B2	2/2004 Ping	2005/0150115	A1	7/2005 Hanna
6,735,872	B1	5/2004 Chang	2005/0193566	A1	9/2005 Brown et al.
6,742,260	B1	6/2004 Hsu	2005/0283983	A1	12/2005 Huang
6,813,833	B2	11/2004 Saunders et al.	2006/0026844	A1	2/2006 Ping
6,829,827	B2	12/2004 Tseng	2006/0053631	A1	3/2006 Fossella
6,845,561	B2	1/2005 Timson	2006/0080841	A1	4/2006 Hatcher et al.
6,845,694	B2	1/2005 Ping	2006/0137190	A1	6/2006 Van Deursen et al.
6,862,764	B2	3/2005 Ping	2007/0169353	A1	7/2007 Wu
6,886,257	B2	5/2005 Chih	2007/0169354	A1	7/2007 Ralph
6,915,577	B2	7/2005 Scala	2007/0256304	A1	11/2007 Pardue et al.
6,951,055	B1	10/2005 Collins	2007/0294896	A1	12/2007 Brown et al.
6,957,491	B2	10/2005 Van Deursen et al.	2008/0110029	A1	5/2008 Ryan et al.
6,968,622	B2	11/2005 Ping	2008/0172884	A1	7/2008 Cheng
7,000,323	B1	2/2006 Hatcher et al.	2008/0201953	A1	8/2008 Bremer et al.
7,007,392	B2	3/2006 Ping	2008/0216326	A1	9/2008 Klecker et al.
7,040,022	B2	5/2006 Ping	2008/0235954	A1	10/2008 Radle
D523,317	S	6/2006 Ryan et al.	2008/0250650	A1	10/2008 Seber et al.
7,055,407	B2	6/2006 Gringer et al.	2008/0301907	A1	12/2008 Chunlung
7,059,053	B2	6/2006 Sakai	2008/0301949	A1	12/2008 Enga et al.
D524,138	S	7/2006 Chih			

* cited by examiner

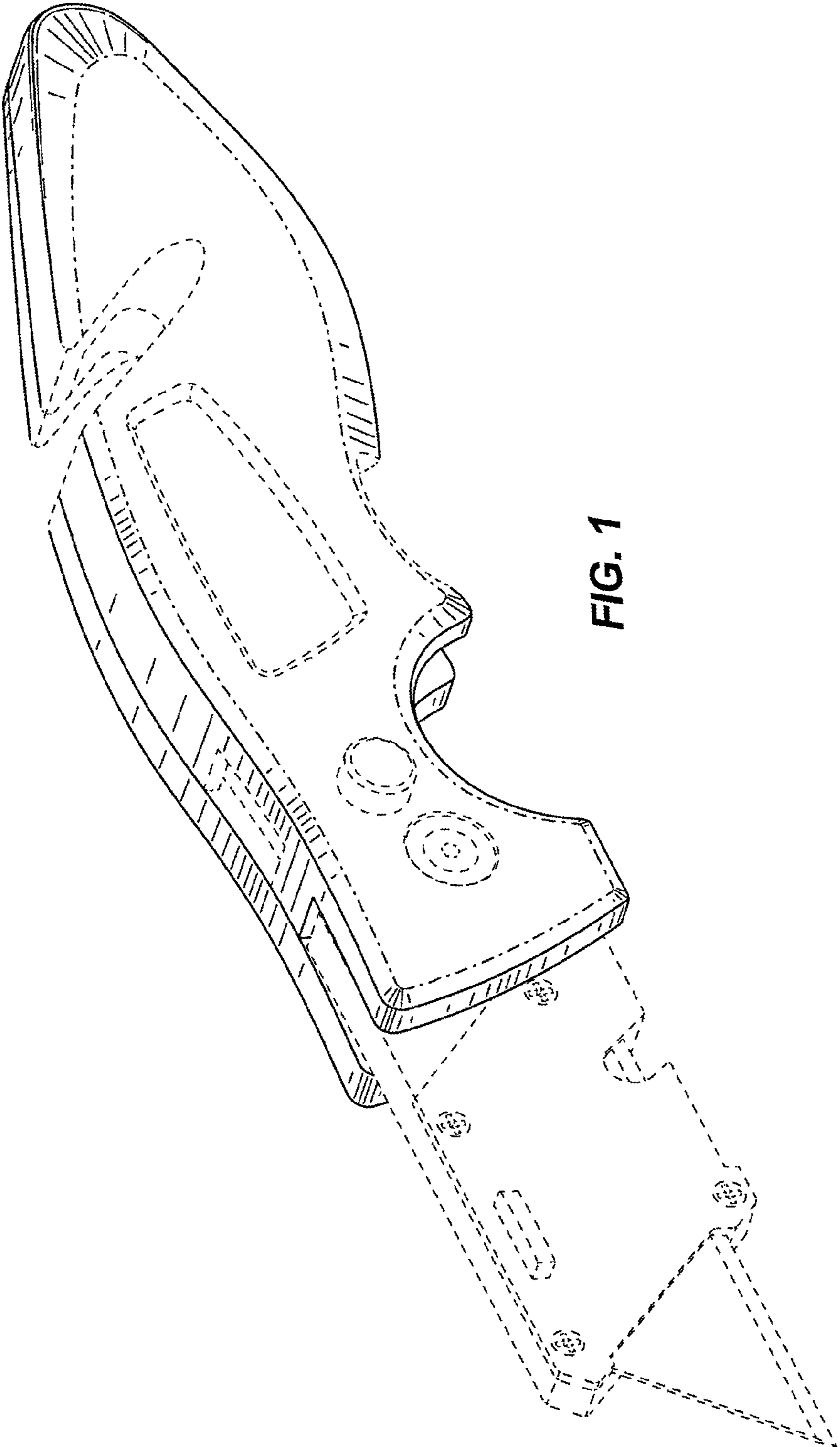


FIG. 1

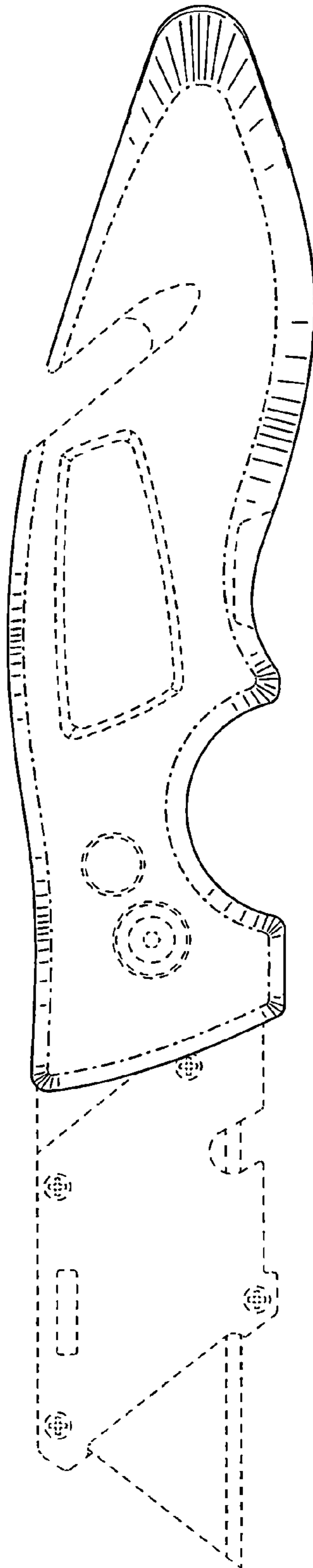


FIG. 2

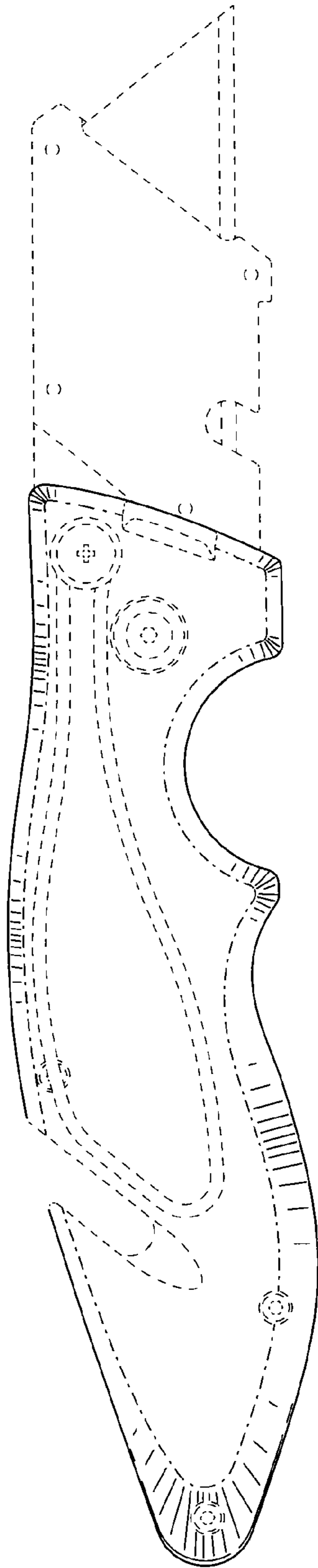


FIG. 3



FIG. 4

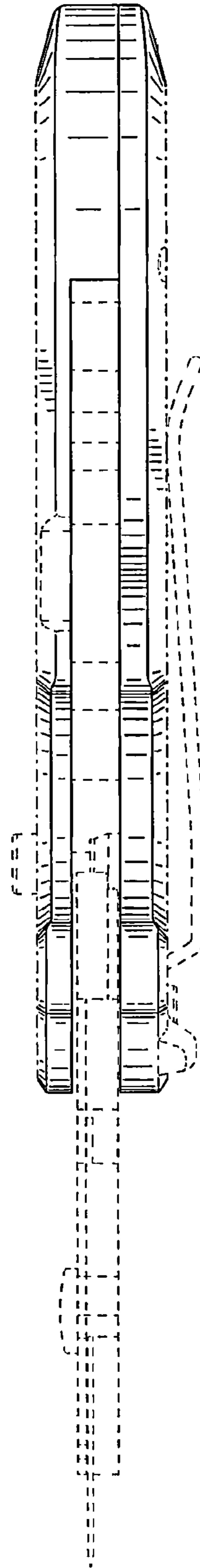


FIG. 5

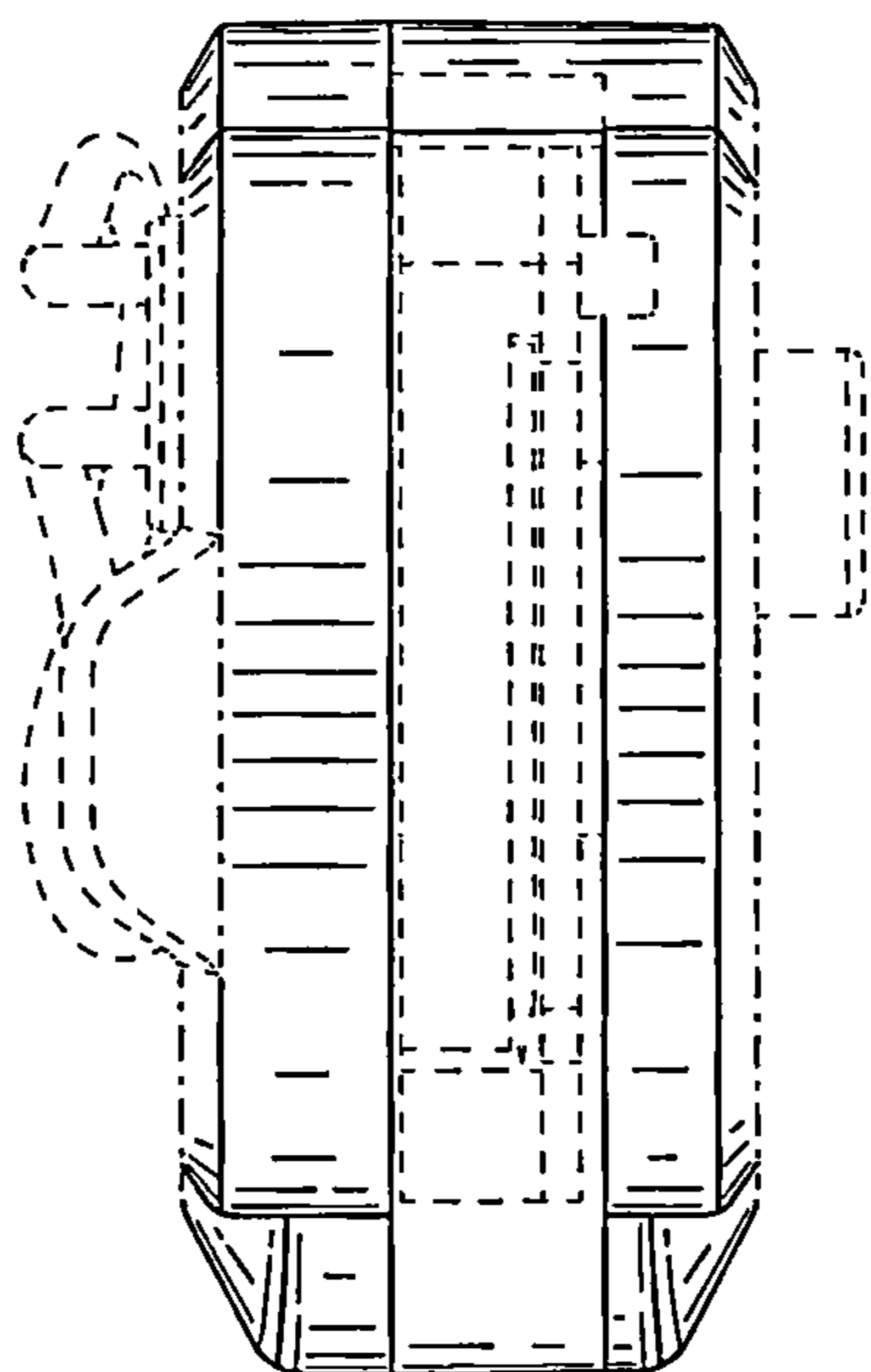


FIG. 6

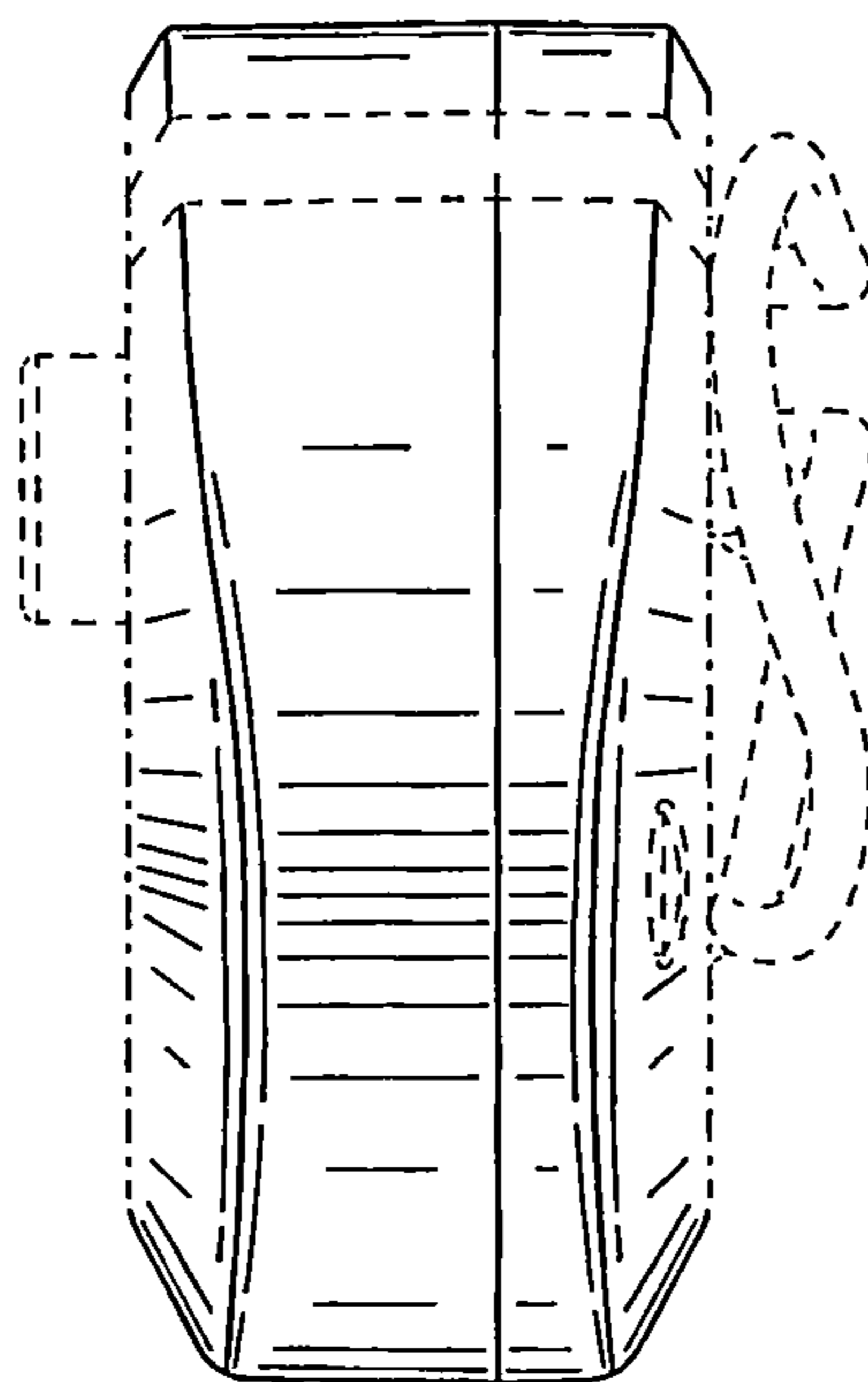


FIG. 7