



US00D686880S

(12) **United States Design Patent**
Gatto

(10) **Patent No.:** **US D686,880 S**
(45) **Date of Patent:** **** Jul. 30, 2013**

- (54) **MUG**
- (75) Inventor: **Daniel Gatto**, Brooklyn, NY (US)
- (73) Assignee: **AFJ Industries LLC**, Rahway, NJ (US)
- (**) Term: **14 Years**
- (21) Appl. No.: **29/402,613**
- (22) Filed: **Sep. 25, 2011**
- (51) **LOC (9) Cl.** **07-01**
- (52) **U.S. Cl.**
USPC **D7/510; D7/533**
- (58) **Field of Classification Search**
USPC D7/510, 532, 396.2, 533, 529, 900,
D7/392.1, 393, 394, 509; 215/388; 220/752
See application file for complete search history.

D530,147 S *	10/2006	Schmidt	D7/394
D531,854 S *	11/2006	Bresler	D7/396.6
D536,573 S *	2/2007	Gates	D7/393
D562,634 S *	2/2008	Frank	D7/536
D562,635 S *	2/2008	Weber	D7/536
D571,609 S *	6/2008	Bouie	D7/396.6
D578,348 S *	10/2008	Liu	D7/396.6
D581,727 S *	12/2008	Pinelli et al.	D7/392.1
D593,802 S *	6/2009	Baek	D7/532
D604,990 S *	12/2009	Watkins et al.	D7/510
D621,208 S *	8/2010	Gilbert et al.	D7/394
D623,011 S *	9/2010	Gilbert et al.	D7/394
D637,041 S *	5/2011	Haskell	D7/510
D649,396 S *	11/2011	Wilkens et al.	D7/396.2
D649,397 S *	11/2011	Wilkens et al.	D7/396.2
D676,709 S *	2/2013	Thomas	D7/534

* cited by examiner

Primary Examiner — Cynthia Underwood
(74) *Attorney, Agent, or Firm* — Mark M. Friedman

(56) **References Cited**

U.S. PATENT DOCUMENTS

D227,135 S *	6/1973	Davis	D7/536
D286,723 S *	11/1986	Everhan	D7/536
D363,897 S *	11/1995	Carlson	D11/152
D372,163 S *	7/1996	Ahern, Jr.	D7/392.1
D372,164 S *	7/1996	Ahern, Jr.	D7/392.1
6,203,638 B1 *	3/2001	Uram	156/89.11
D440,815 S *	4/2001	Freed	D7/394
D456,214 S *	4/2002	Wyche	D7/523
D496,827 S *	10/2004	Bodum	D7/533
D502,365 S *	3/2005	Dretzka	D7/523
D514,884 S *	2/2006	Smith et al.	D7/509
D523,150 S *	6/2006	Horn et al.	D24/199
D525,080 S *	7/2006	Katz et al.	D7/394
D526,159 S *	8/2006	Schmidt	D7/393
D527,578 S *	9/2006	Schmidt	D7/393


(57) **CLAIM**

The ornamental design for a mug, as shown and described.

DESCRIPTION

FIG. 1 is a perspective view of a mug showing my new design.
FIG. 2 is a right view thereof;
FIG. 3 is a left view thereof;
FIG. 4 is a front view thereof;
FIG. 5 is a rear view thereof;
FIG. 6 is a top view thereof; and,
FIG. 7 is a bottom view thereof.
The broken lines are included for illustrative purposes only and form no part of the claimed design.

1 Claim, 7 Drawing Sheets






FIG. 1




FIG. 2




FIG. 3

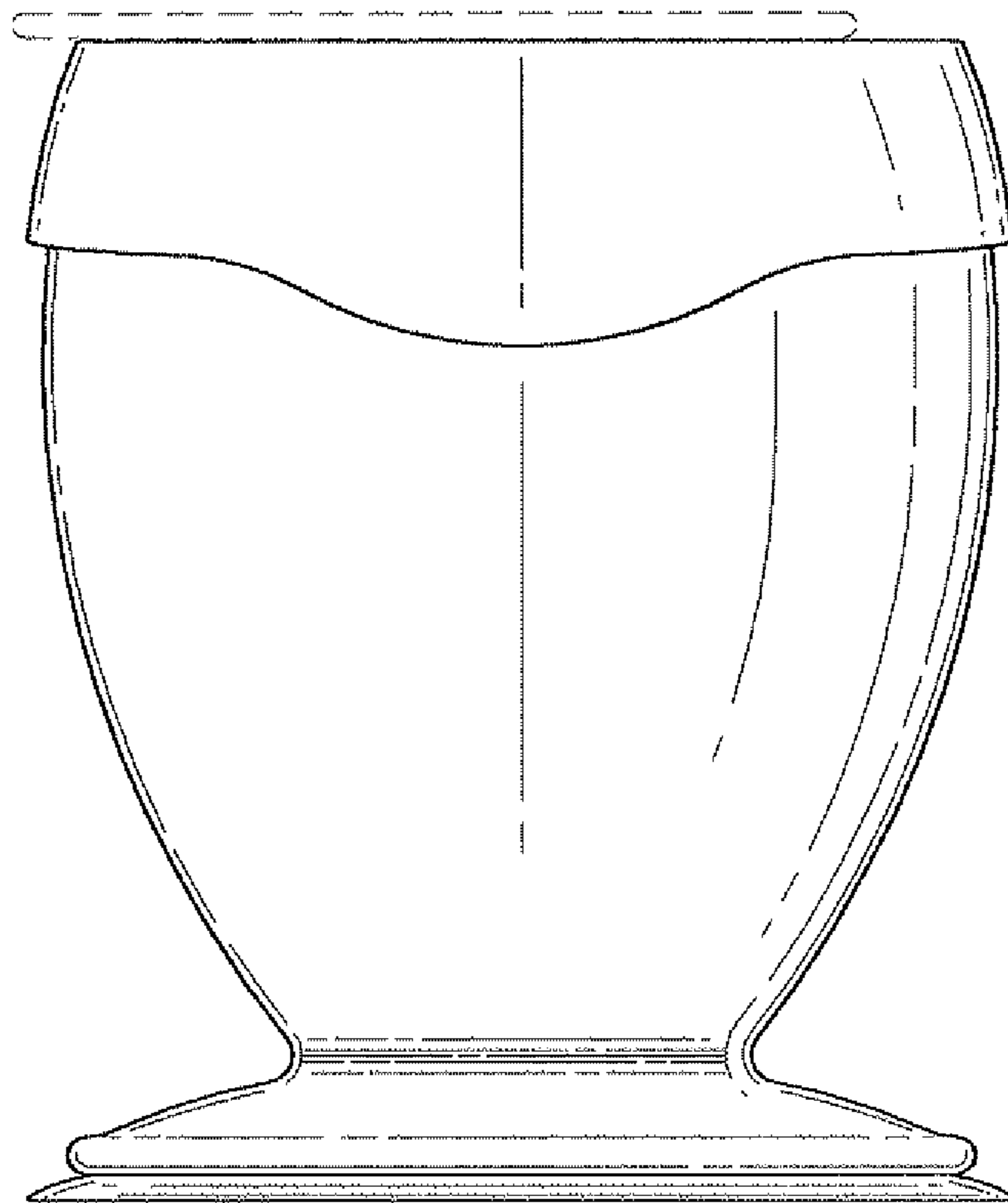


FIG. 4

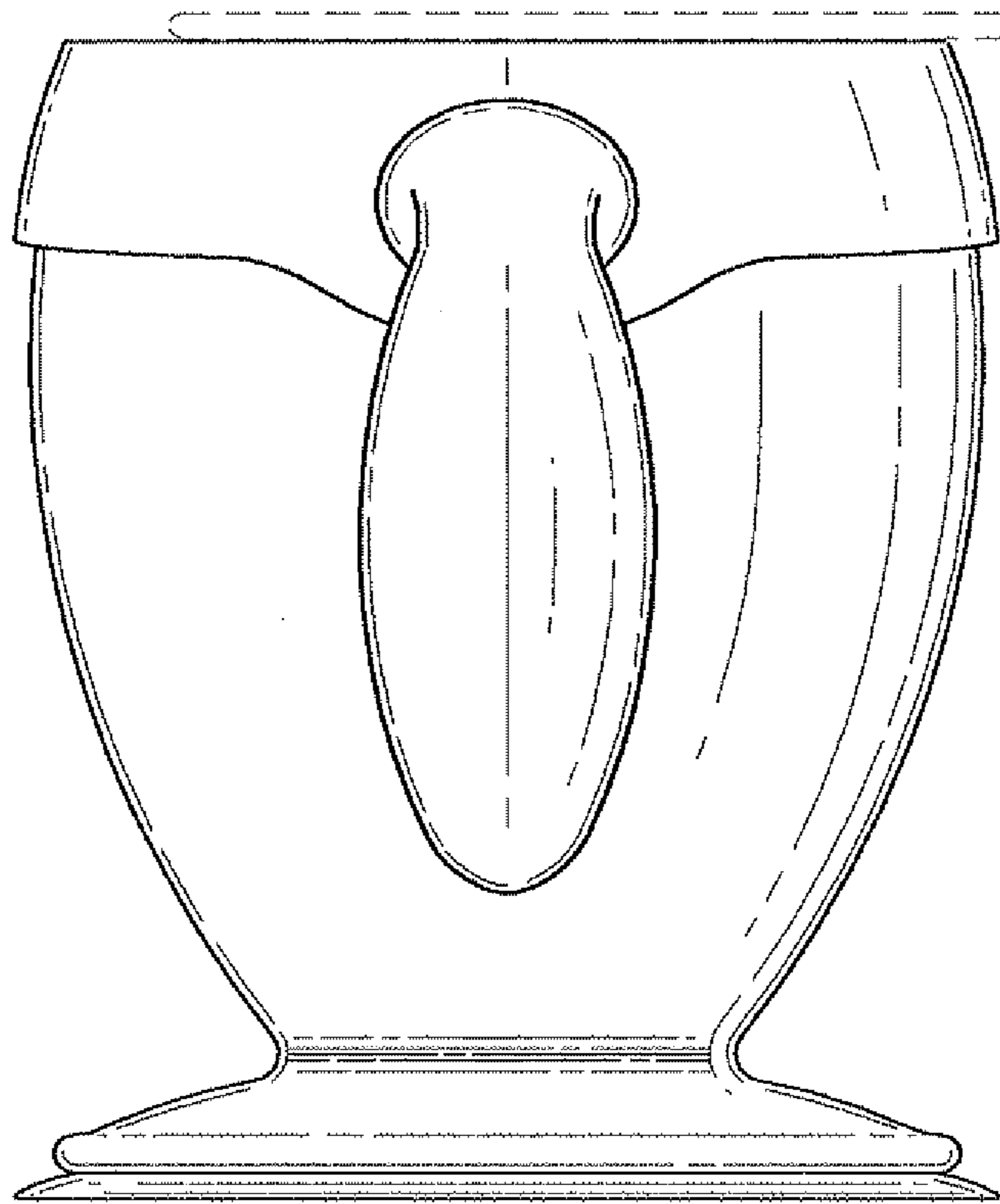


FIG. 5

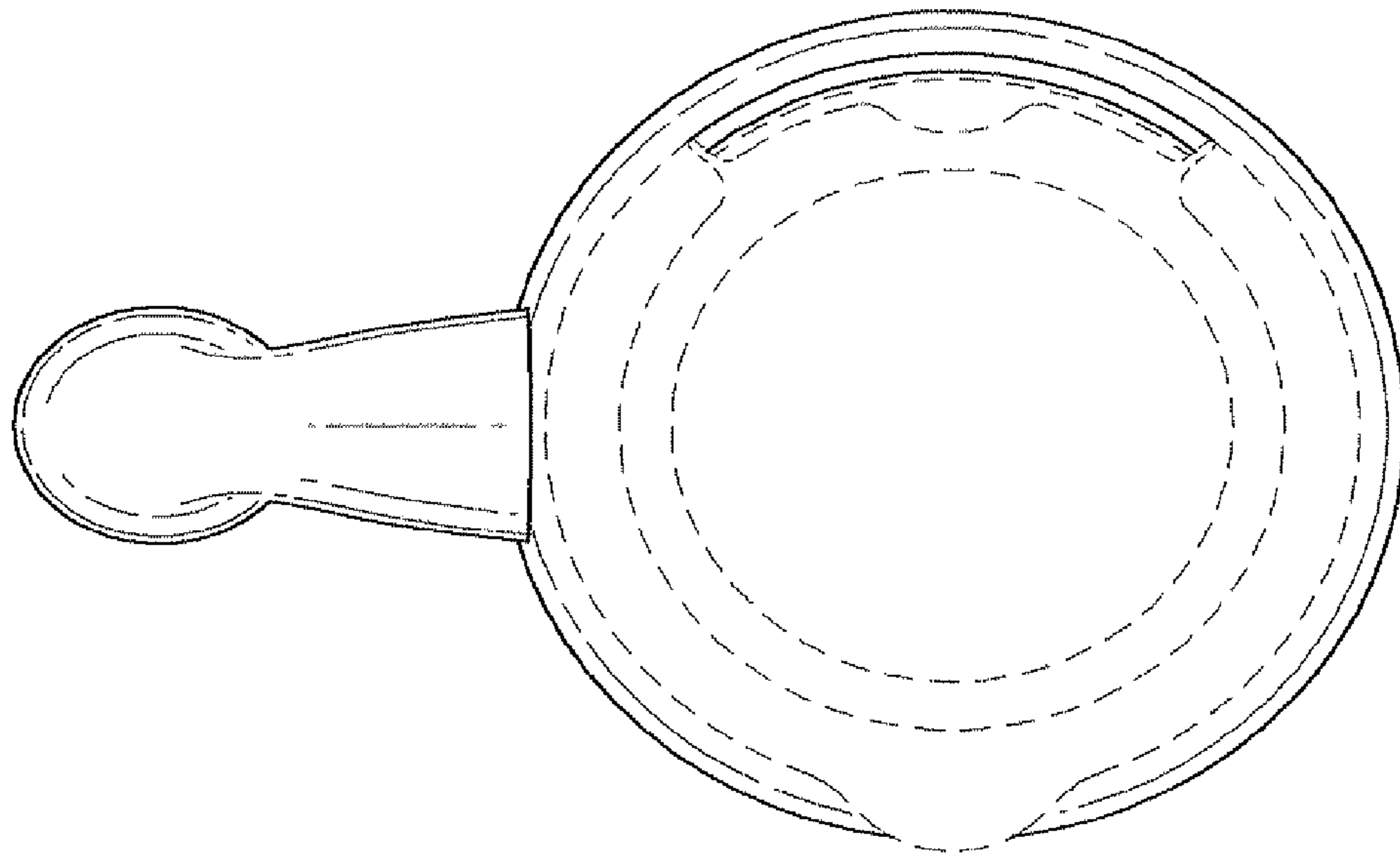


FIG. 6

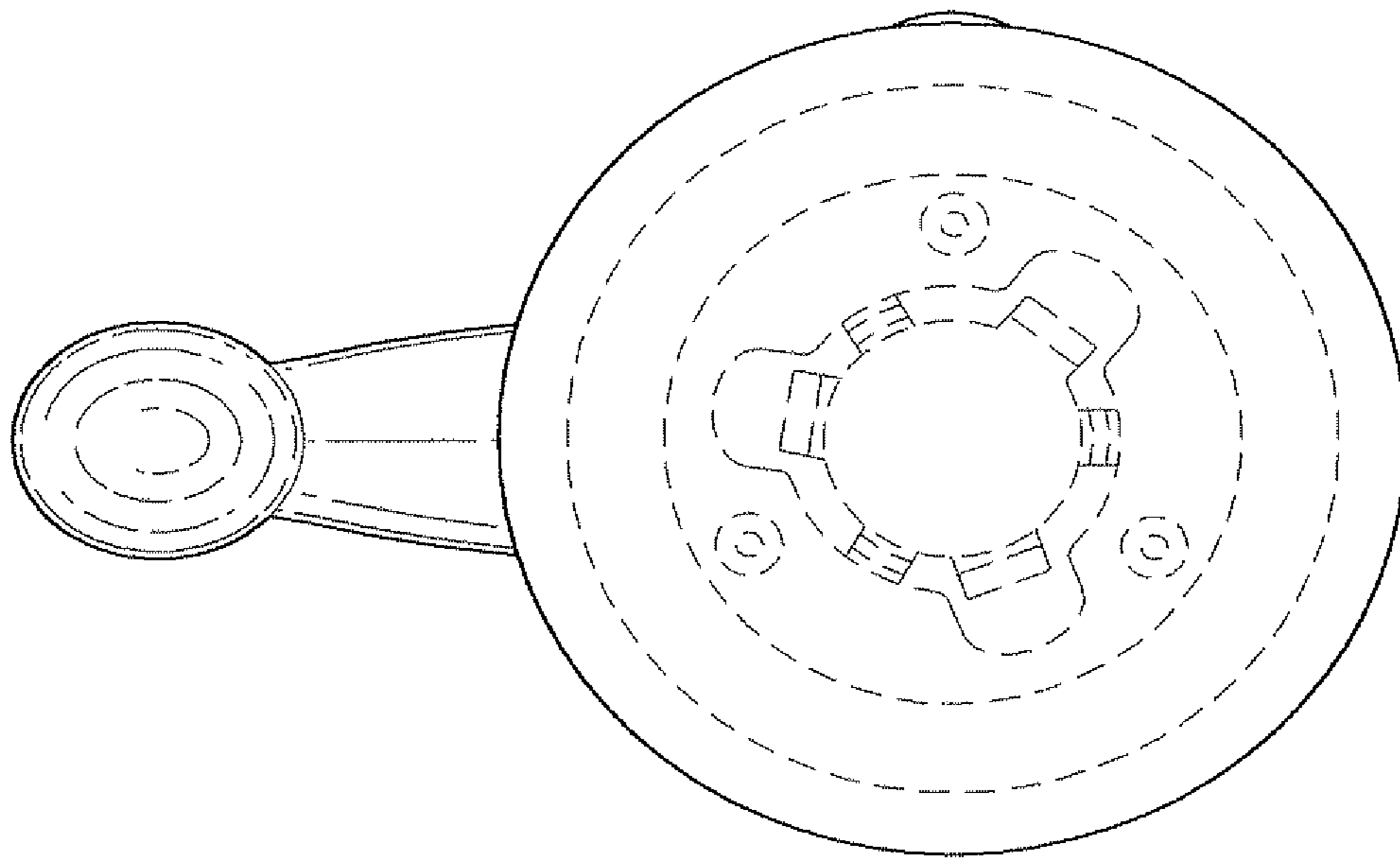


FIG. 7