



US00D686876S

(12) **United States Design Patent**  
**Gatto**

(10) **Patent No.:** **US D686,876 S**  
(45) **Date of Patent:** **\*\* Jul. 30, 2013**

(54) **HANDLE**

(75) Inventor: **Daniel Gatto**, Brooklyn, NY (US)

(73) Assignee: **AFJ Industries LLC**, Rahway, NJ (US)

(\*\*) Term: **14 Years**

(21) Appl. No.: **29/402,614**

(22) Filed: **Sep. 25, 2011**

(51) **LOC (9) Cl.** ..... **07-01**

(52) **U.S. Cl.**  
USPC ..... **D7/396.2; D7/533; D7/510; D7/394**

(58) **Field of Classification Search**  
USPC ..... **D7/510, 532, 396.2, 533, 529, 900,**  
**D7/392.1, 393, 394; 215/388; 220/752**  
See application file for complete search history.

(56) **References Cited**

**U.S. PATENT DOCUMENTS**

D170,409 S *	9/1953	Hare	.....	D7/533
D372,163 S *	7/1996	Ahern, Jr.	.....	D7/392.1
D372,164 S *	7/1996	Ahern, Jr.	.....	D7/392.1
D440,815 S *	4/2001	Freed	.....	D7/394
D496,827 S *	10/2004	Bodum	.....	D7/533
D514,884 S *	2/2006	Smith et al.	.....	D7/509
D523,150 S *	6/2006	Horn et al.	.....	D24/199
D525,080 S *	7/2006	Katz et al.	.....	D7/394
D526,159 S *	8/2006	Schmidt	.....	D7/393
D527,578 S *	9/2006	Schmidt	.....	D7/393

D530,147 S *	10/2006	Schmidt	.....	D7/394
D531,854 S *	11/2006	Bresler	.....	D7/396.6
D536,573 S *	2/2007	Gates	.....	D7/393
D571,609 S *	6/2008	Bouie	.....	D7/396.6
D581,727 S *	12/2008	Pinelli et al.	.....	D7/392.1
D604,990 S *	12/2009	Watkins et al.	.....	D7/510
D621,208 S *	8/2010	Gilbert et al.	.....	D7/394
D623,011 S *	9/2010	Gilbert et al.	.....	D7/394
D637,041 S *	5/2011	Haskell	.....	D7/510
D649,396 S *	11/2011	Wilkins et al.	.....	D7/396.2
D649,397 S *	11/2011	Wilkins et al.	.....	D7/396.2
D676,709 S *	2/2013	Thomas	.....	D7/534

\* cited by examiner

*Primary Examiner* — Cynthia Underwood

(74) *Attorney, Agent, or Firm* — Mark M. Friedman

(57) **CLAIM**

The ornamental design for a handle, as shown and described.

**DESCRIPTION**

FIG. 1 is a perspective view of a mug showing my new design.

FIG. 2 is a right view thereof;

FIG. 3 is a left view thereof;

FIG. 4 is a front view thereof;


FIG. 5 is a rear view thereof;


FIG. 6 is a top view thereof; and,

FIG. 7 is a bottom view thereof.

The broken lines are included for illustrative purposes only and form no part of the claimed design.

**1 Claim, 7 Drawing Sheets**





*FIG. 1*



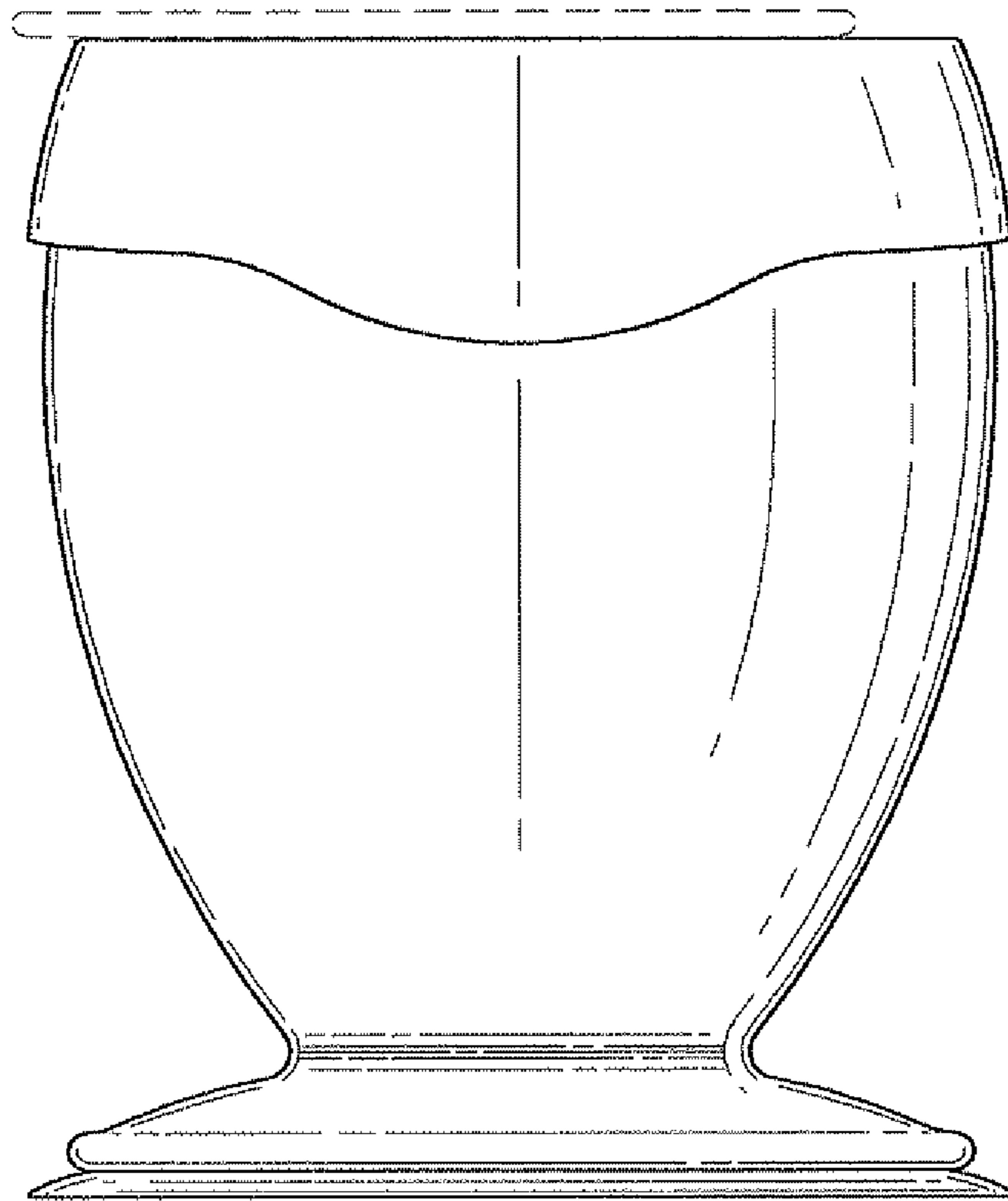


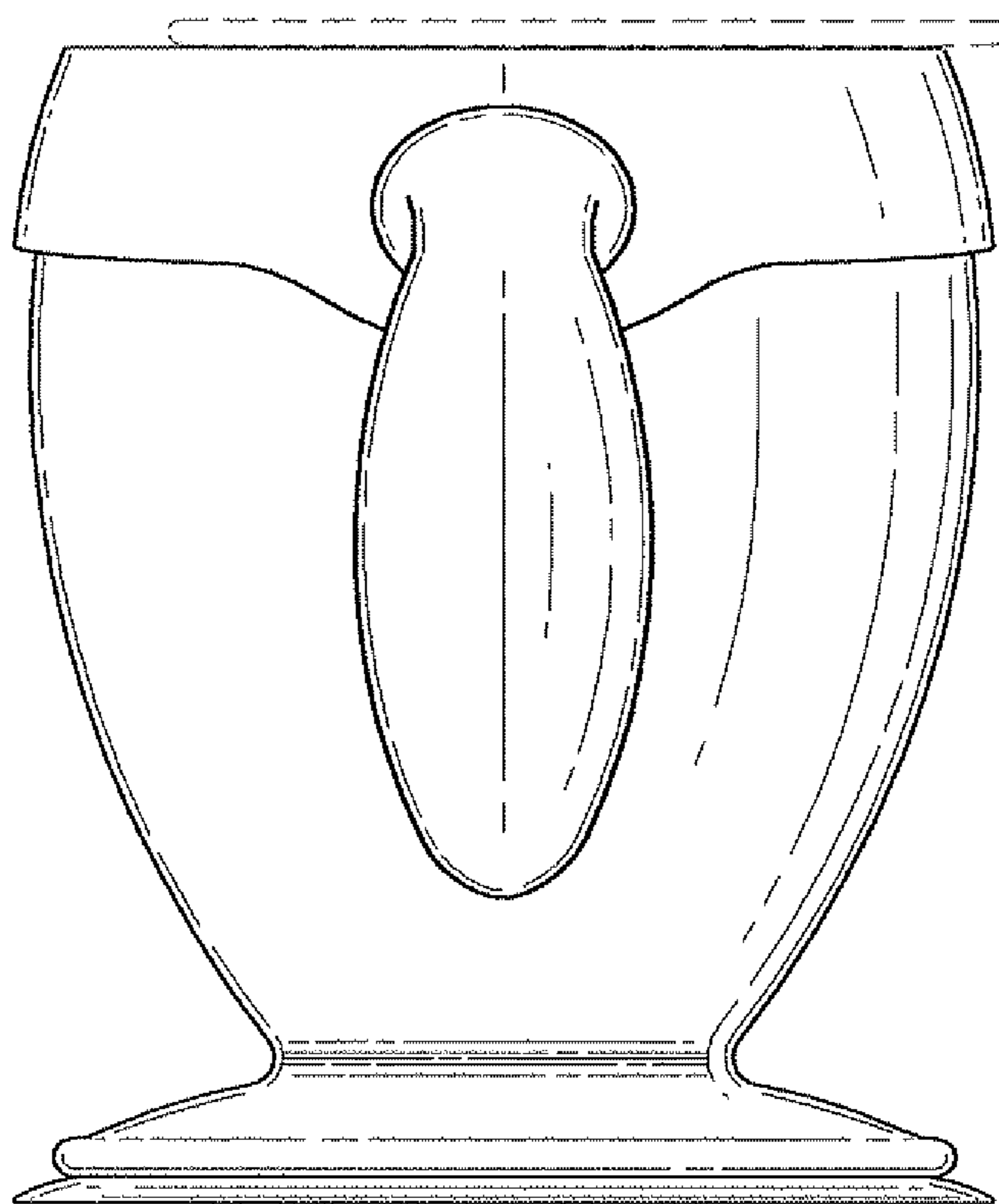
FIG. 2



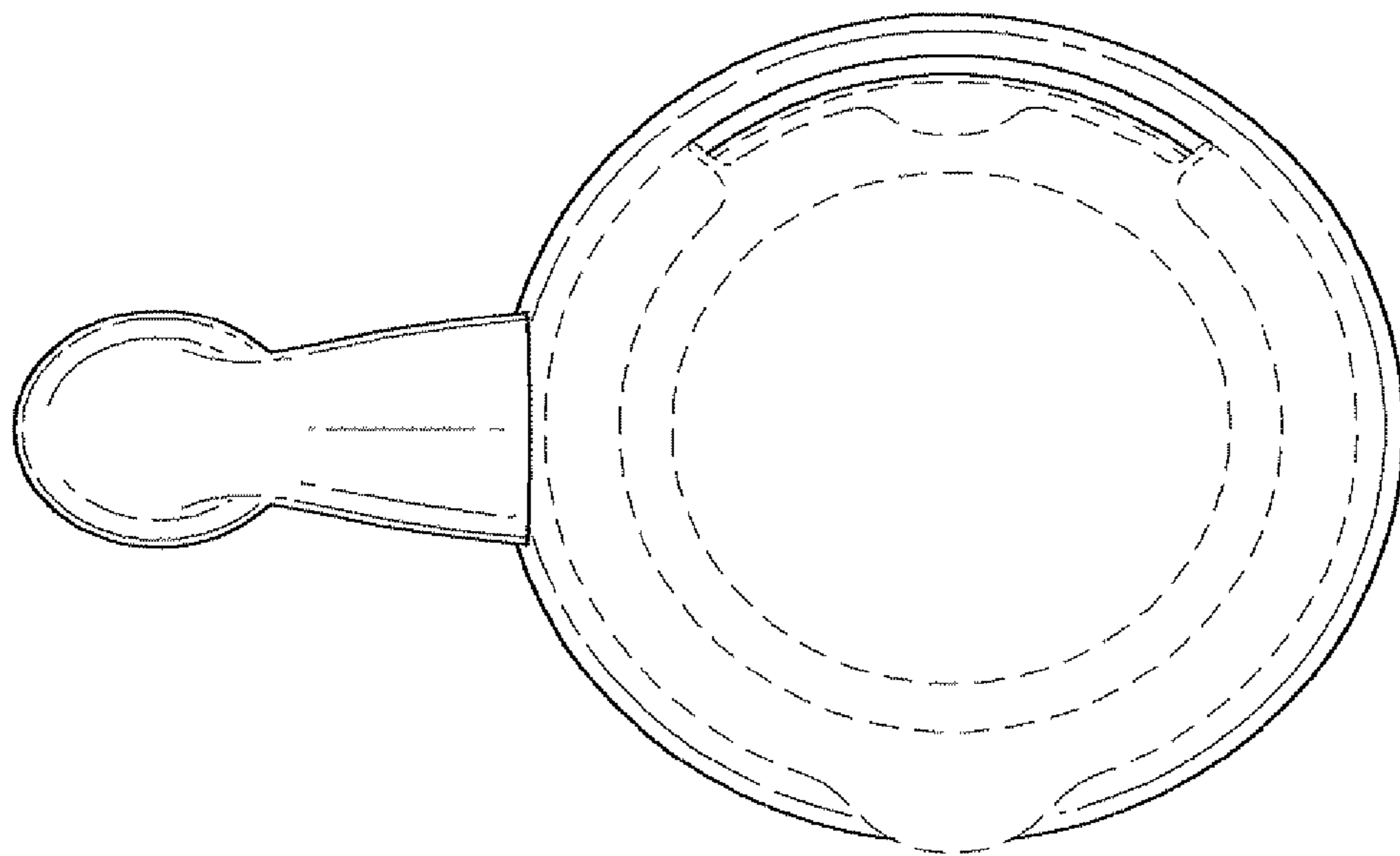
*FIG. 3*



*FIG. 4*



*FIG. 5*



*FIG. 6*

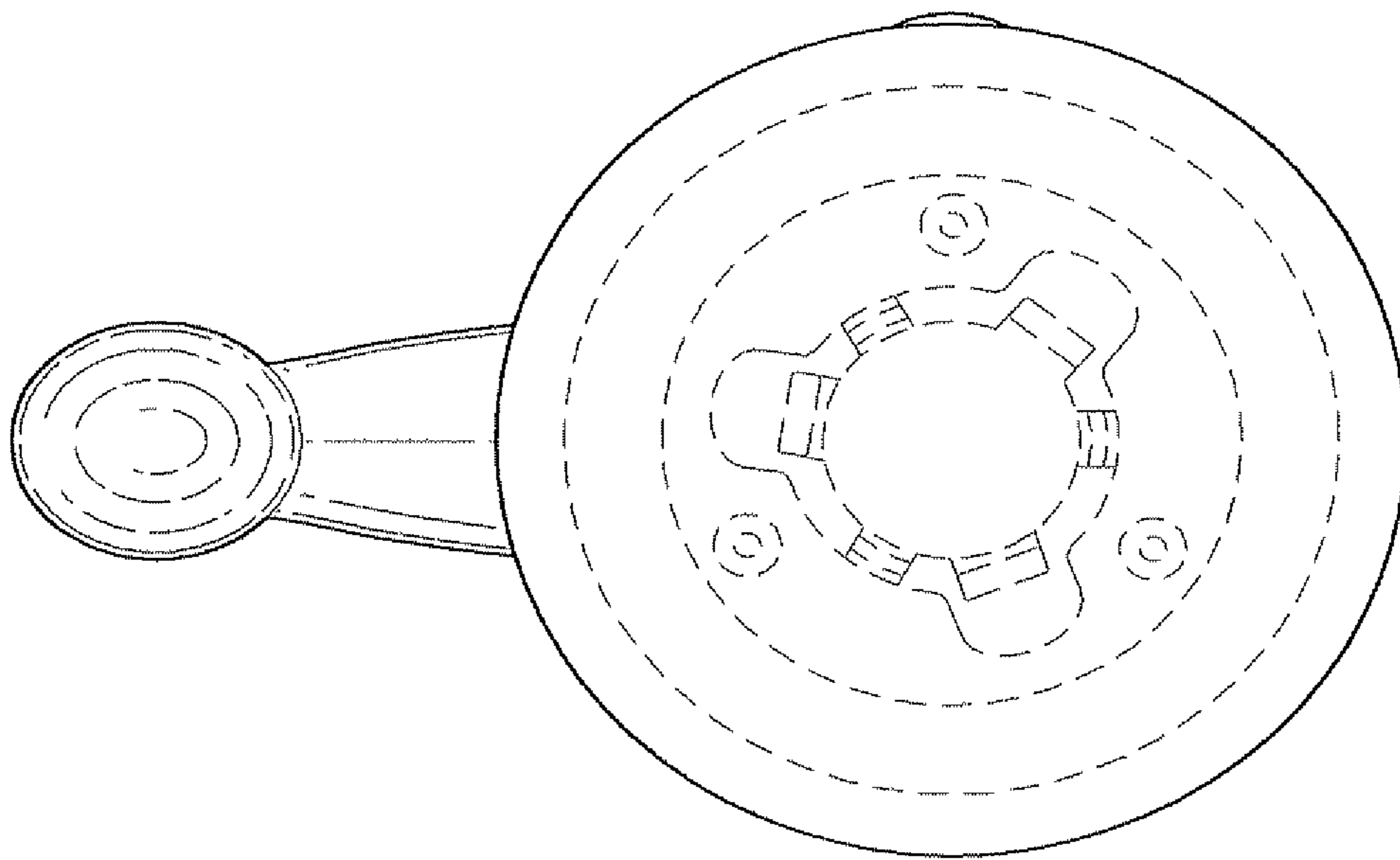


FIG. 7