

US00D686874S

(12) **United States Design Patent**
Rae

(10) **Patent No.:** **US D686,874 S**
(45) **Date of Patent:** **** Jul. 30, 2013**

- (54) **ELONGATED COOKWARE HANDLE**
- (75) Inventor: **Robert A. Rae**, Las Vegas, NV (US)
- (73) Assignee: **Meyer Intellectual Properties Limited**
(VG)
- (**) Term: **14 Years**
- (21) Appl. No.: **29/426,231**
- (22) Filed: **Jul. 2, 2012**
- (51) **LOC (9) Cl.** **07-02**
- (52) **U.S. Cl.**
USPC **D7/395**
- (58) **Field of Classification Search**
USPC . D7/354-361, 393-395, 401.2, 664; D8/107,
D8/300, 303, 307, 313, 321; D4/138, 129;
16/421, 430, 431, 110.1, 407; 220/573.1-573.5,
220/752, 753, 755, 756, 759, 767, 771, 912
See application file for complete search history.

- D527,580 S * 9/2006 Munari D7/395
- D528,360 S * 9/2006 Pascal D7/393
- D578,824 S * 10/2008 Munari et al. D7/393
- D584,104 S * 1/2009 Munari D7/393
- D615,810 S * 5/2010 Munari D7/395
- D617,606 S * 6/2010 Munari D7/395
- D654,307 S * 2/2012 Loaiza D7/395

* cited by examiner

Primary Examiner — Cynthia M Chin
(74) *Attorney, Agent, or Firm* — Edward S. Sherman


(57) **CLAIM**
The ornamental design for an elongated cookware handle, as shown and described.

DESCRIPTION

FIG. 1 is a perspective view of the “elongated cookware handle”, showing my new design;
FIG. 2 is a right side elevation view thereof; the left side elevation view being the mirror image thereof,
FIG. 3 is a top plan view thereof;
FIG. 4 is a bottom plan view thereof;
FIG. 5 is a front elevation view thereof; and,
FIG. 6 is a back elevation view thereof.
The broken lines represent unclaimed portions of the article which form no part of the claimed design.

1 Claim, 3 Drawing Sheets

- (56) **References Cited**
U.S. PATENT DOCUMENTS
D491,764 S * 6/2004 Munari D7/395
D510,233 S * 10/2005 Giannone D7/395
D520,811 S * 5/2006 Spagnolo D7/395
D525,081 S * 7/2006 Munari D7/395
D526,532 S * 8/2006 Munari D7/395






FIG.2

FIG.1




FIG.3




FIG.4

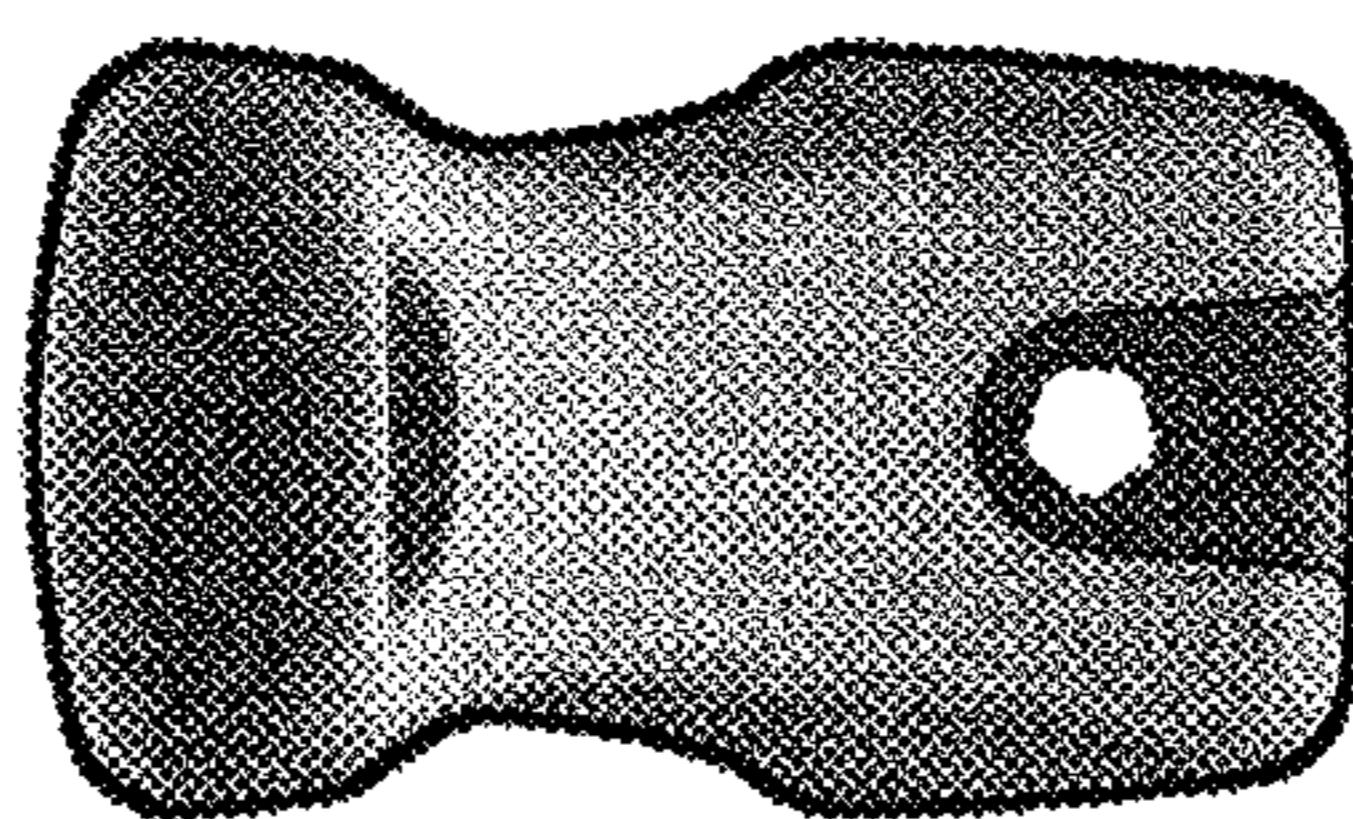


FIG. 6

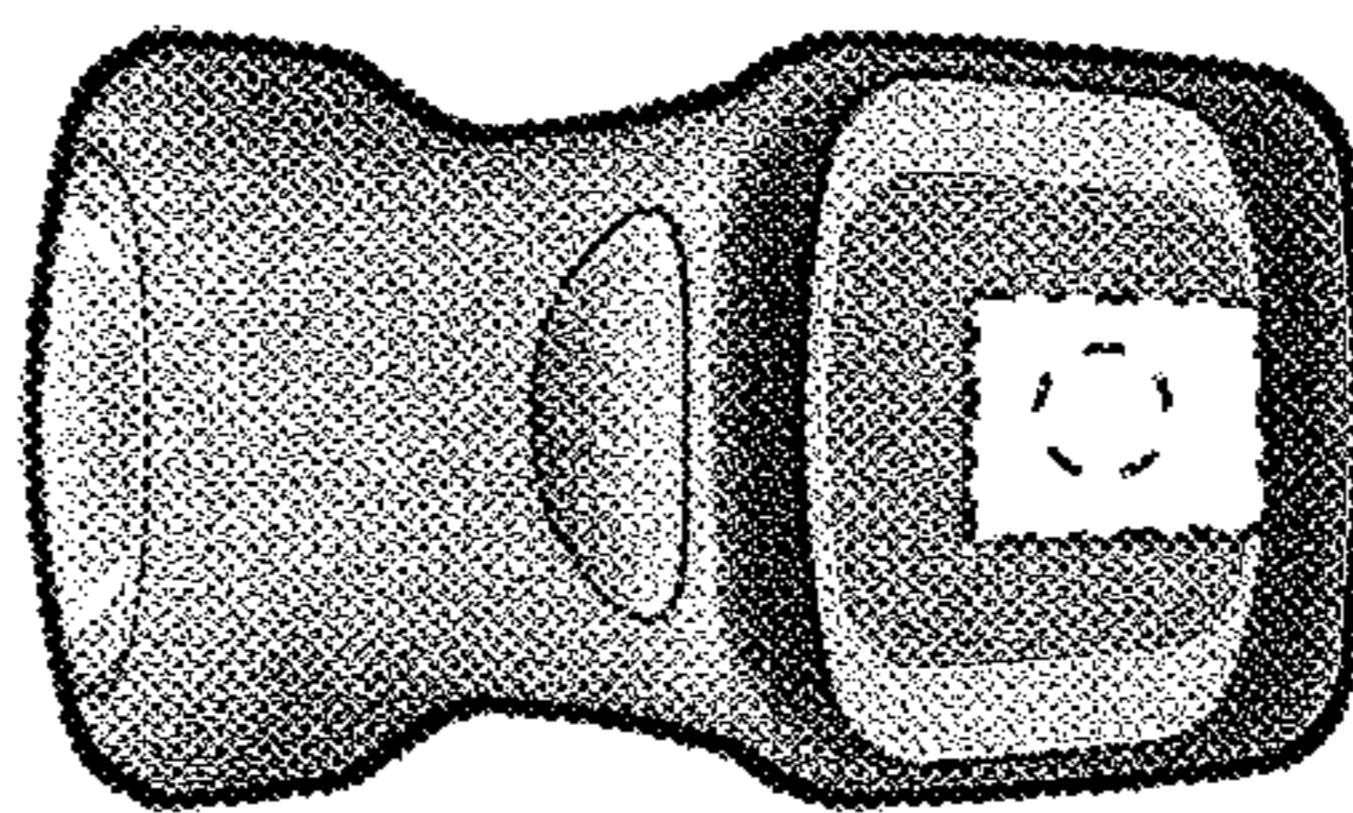


FIG. 5