



US00D686873S

(12) **United States Design Patent**
Rae

(10) **Patent No.:** **US D686,873 S**
(45) **Date of Patent:** **** Jul. 30, 2013**

- (54) **COOKWARE ELONGATED SIDE HANDLE**
- (75) Inventor: **Robert A. Rae**, Las Vegas, NV (US)
- (73) Assignee: **Meyer Intellectual Properties Limited**
(VG)
- (**) Term: **14 Years**
- (21) Appl. No.: **29/426,221**
- (22) Filed: **Jul. 2, 2012**
- (51) **LOC (9) Cl.** **07-02**
- (52) **U.S. Cl.**
USPC **D7/395**
- (58) **Field of Classification Search**
USPC . D7/354–361, 393–395, 401.2, 664; D8/107,
D8/300, 303, 307, 313, 321; D4/138, 129;
16/421, 430, 431, 110.1, 407; 220/573.1–573.5,
220/752, 753, 755, 756, 759, 767, 771, 912
See application file for complete search history.

D490,270 S *	5/2004	Pippel et al.	D7/395
D519,316 S *	4/2006	Plichon	D7/395
D525,081 S *	7/2006	Munari	D7/395
D575,984 S *	9/2008	Coppi	D7/393
D590,206 S *	4/2009	Munari	D7/395
D617,606 S *	6/2010	Munari	D7/395
D618,051 S *	6/2010	Munari	D7/395
D618,961 S *	7/2010	Chafai et al.	D7/395

* cited by examiner

Primary Examiner — Cynthia M Chin
(74) *Attorney, Agent, or Firm* — Edward S. Sherman


(57) **CLAIM**
The ornamental design for a cookware elongated side handle,
as shown and described.

DESCRIPTION

FIG. 1 is a perspective view of the “cookware elongated side handle”, showing my new design;
FIG. 2 is a right side elevation view thereof; the left side elevation view being the mirror image thereof,
FIG. 3 is a top plan view thereof;
FIG. 4 is a bottom plan view thereof;
FIG. 5 is a front elevation view thereof; and,
FIG. 6 is a back elevation view thereof.
The broken lines represent unclaimed portions of the article which form no part of the claimed design.

1 Claim, 3 Drawing Sheets

- (56) **References Cited**
U.S. PATENT DOCUMENTS
D326,980 S * 6/1992 Lin D7/395
D376,727 S * 12/1996 Baumgarten D7/395
D438,054 S * 2/2001 Munari D7/395
D452,631 S * 1/2002 Knorr D7/395
D483,990 S * 12/2003 Munari D7/395



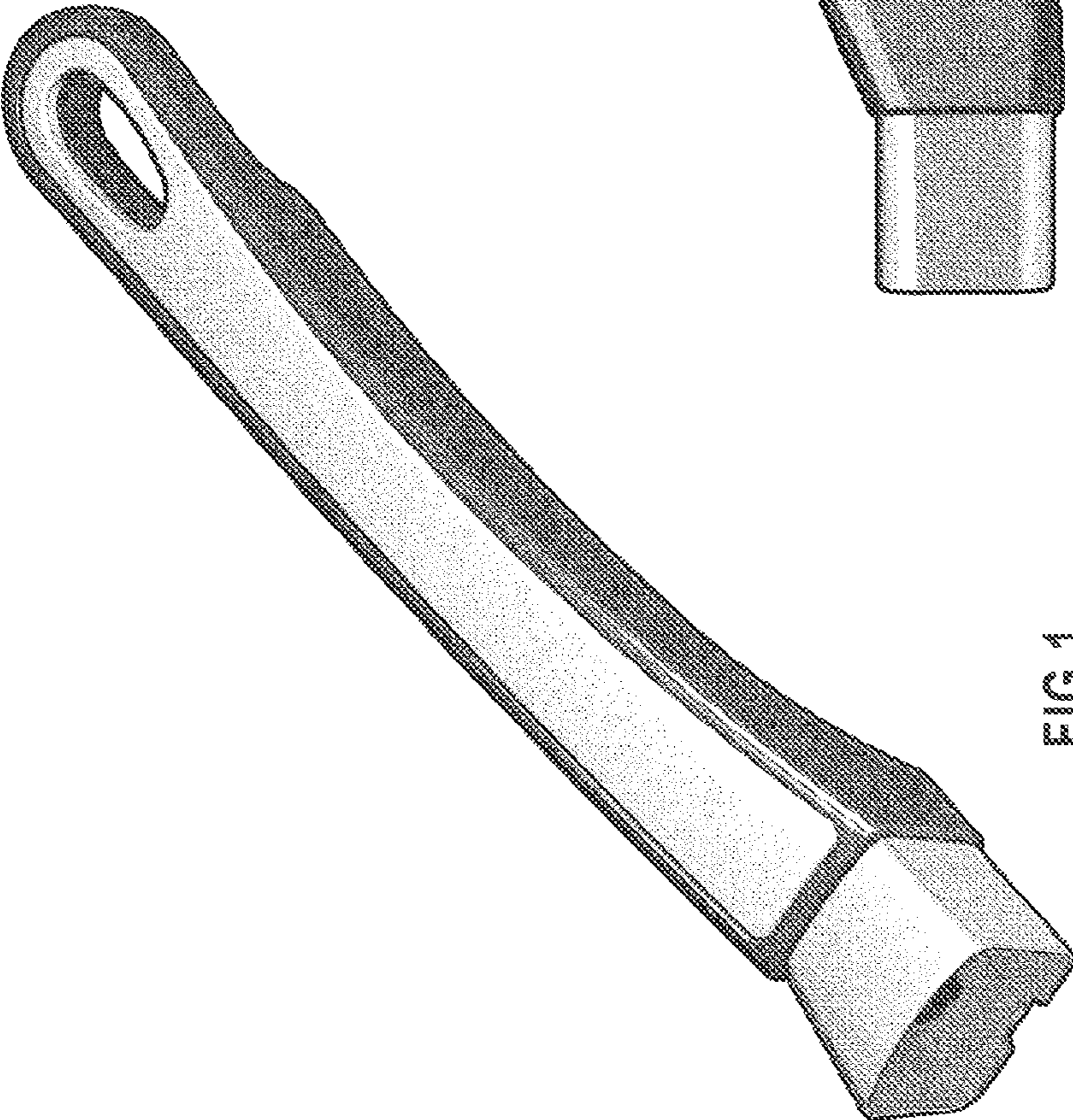


FIG. 1

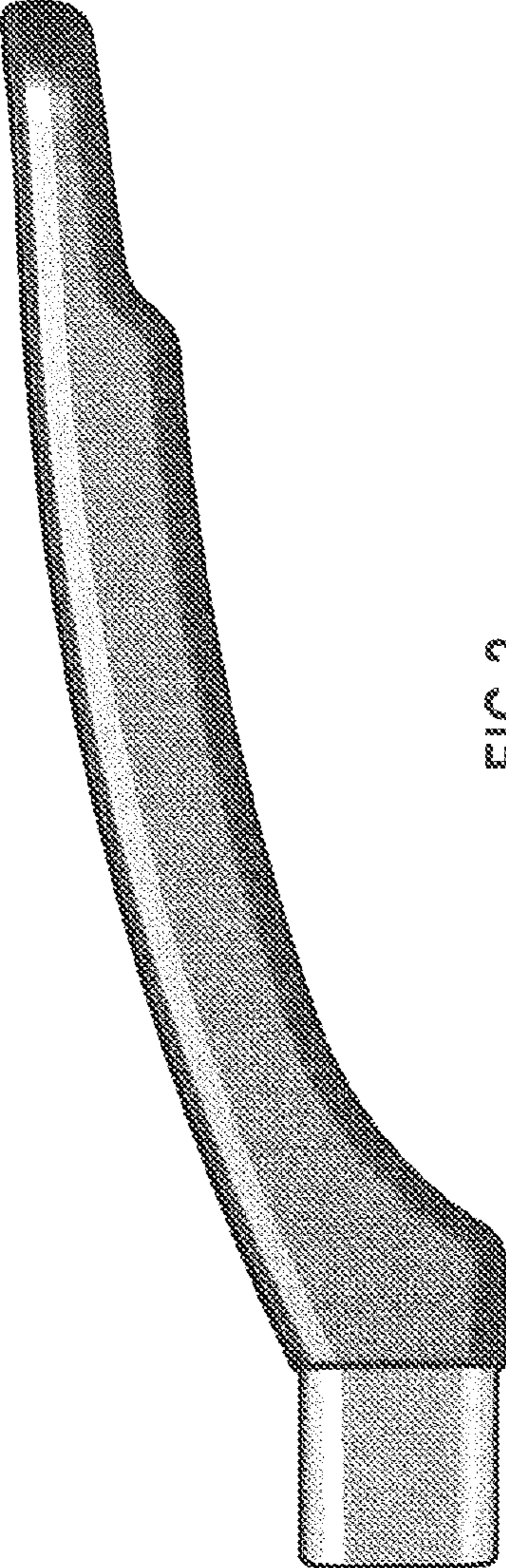


FIG. 2

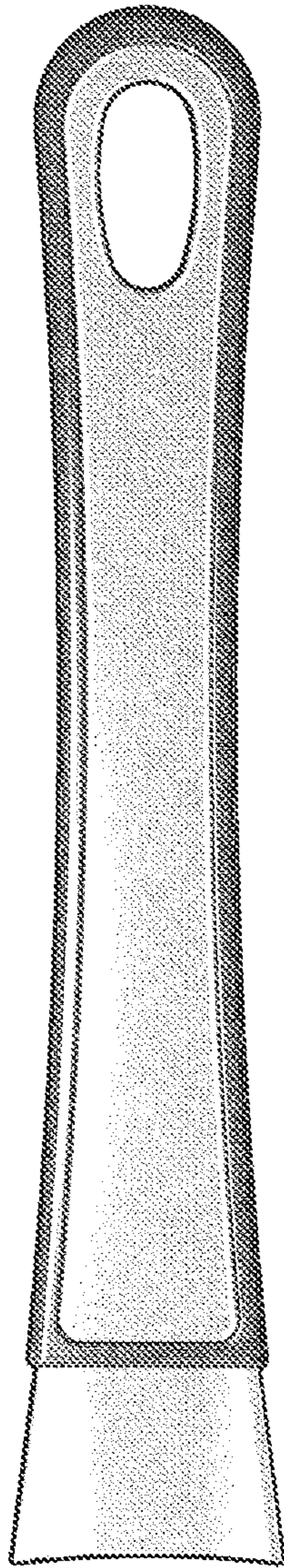


FIG. 3

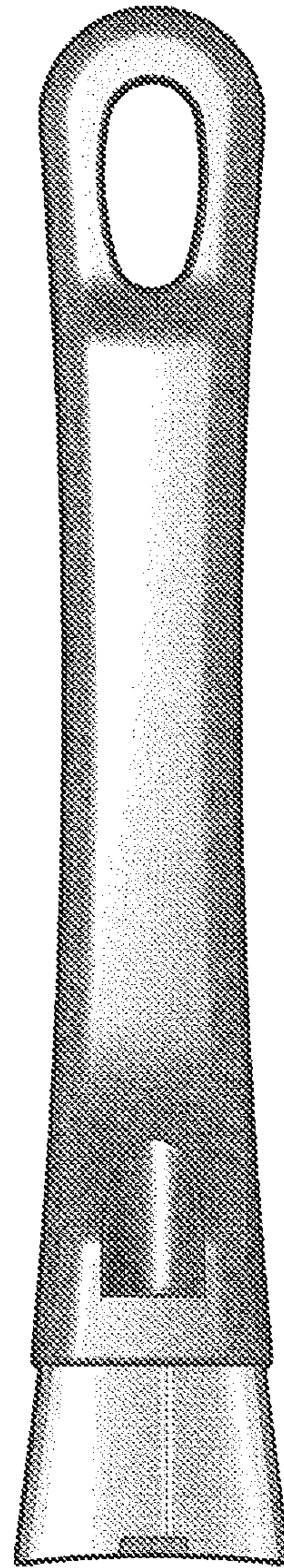


FIG. 4




FIG. 6

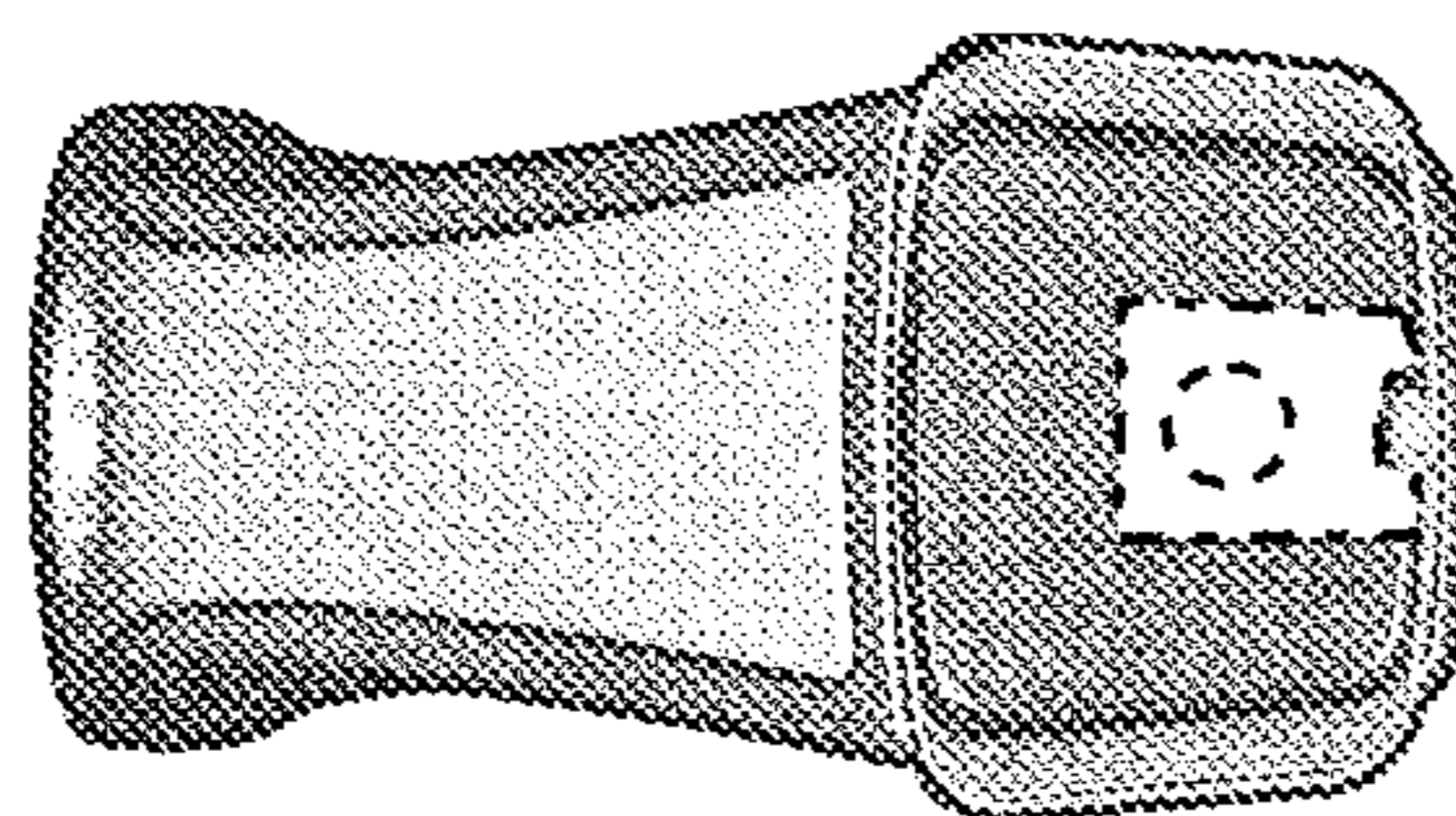


FIG. 5