



US00D686860S

(12) **United States Design Patent**
Fletcher

(10) **Patent No.:** **US D686,860 S**

(45) **Date of Patent:** **** Jul. 30, 2013**

(54) **CHAIR WITH CURVED LEGS AND BACK SUPPORT**

(75) Inventor: **Scott Fletcher**, Redondo Beach, CA (US)

(73) Assignee: **Virco Mfg. Corporation**, Torrance, CA (US)

(**) Term: **14 Years**

(21) Appl. No.: **29/414,869**

(22) Filed: **Mar. 5, 2012**

(51) **LOC (9) Cl.** **06-01**

(52) **U.S. Cl.**
USPC **D6/716**

(58) **Field of Classification Search**
USPC D6/334-336, 360, 371-373, 374, D6/375, 376, 379, 380, 716, 716.1, 716.2, D6/716.3, 716.4; 297/239, 296, 445.1, 446.1, 297/447.1, 447.2, 451.1, 452.2, 461
See application file for complete search history.

(56) **References Cited**

U.S. PATENT DOCUMENTS

D182,790	S	*	5/1958	Cohen	D6/375
2,952,300	A	*	9/1960	Cohen	297/239
4,002,369	A		1/1977	Jennings		
D388,629	S	*	1/1998	Piretti	D6/380
D470,320	S		2/2003	Schloss		
D471,730	S		3/2003	Schloss		
D498,937	S	*	11/2004	Messier et al.	D6/375
D499,260	S	*	12/2004	Glass et al.	D6/375
D520,768	S	*	5/2006	Glass et al.	D6/374
D522,265	S		6/2006	Glass		
D524,082	S	*	7/2006	Dettmann et al.	D6/716
D544,230	S	*	6/2007	Glass et al.	D6/375

D547,979	S	*	8/2007	Glass et al.	D6/716
D566,979	S	*	4/2008	Cox et al.	D6/375
D581,686	S	*	12/2008	Miller et al.	D6/360
2004/0061365	A1	*	4/2004	Crue	297/239

OTHER PUBLICATIONS

U.S. Appl. No. 29/414,861, filed Mar. 5, 2012, Fletcher.
U.S. Appl. No. 29/414,864, filed Mar. 5, 2012, Fletcher.
U.S. Appl. No. 29/414,866, filed Mar. 5, 2012, Fletcher.
Canadian Office Action dated Jan. 21, 2013 for CA Application No. 146903, titled "Chair with Curved Legs" (4 pages).
Canadian Office Action dated Jan. 21, 2013 for CA Application No. 146900, titled "Chair with Curved Legs and Back Support" (2 pages).

(Continued)

Primary Examiner — Mimoso De

(74) *Attorney, Agent, or Firm* — Sheldon Mak & Anderson PC; Denton L. Anderson; Robert Hupe

(57) **CLAIM**

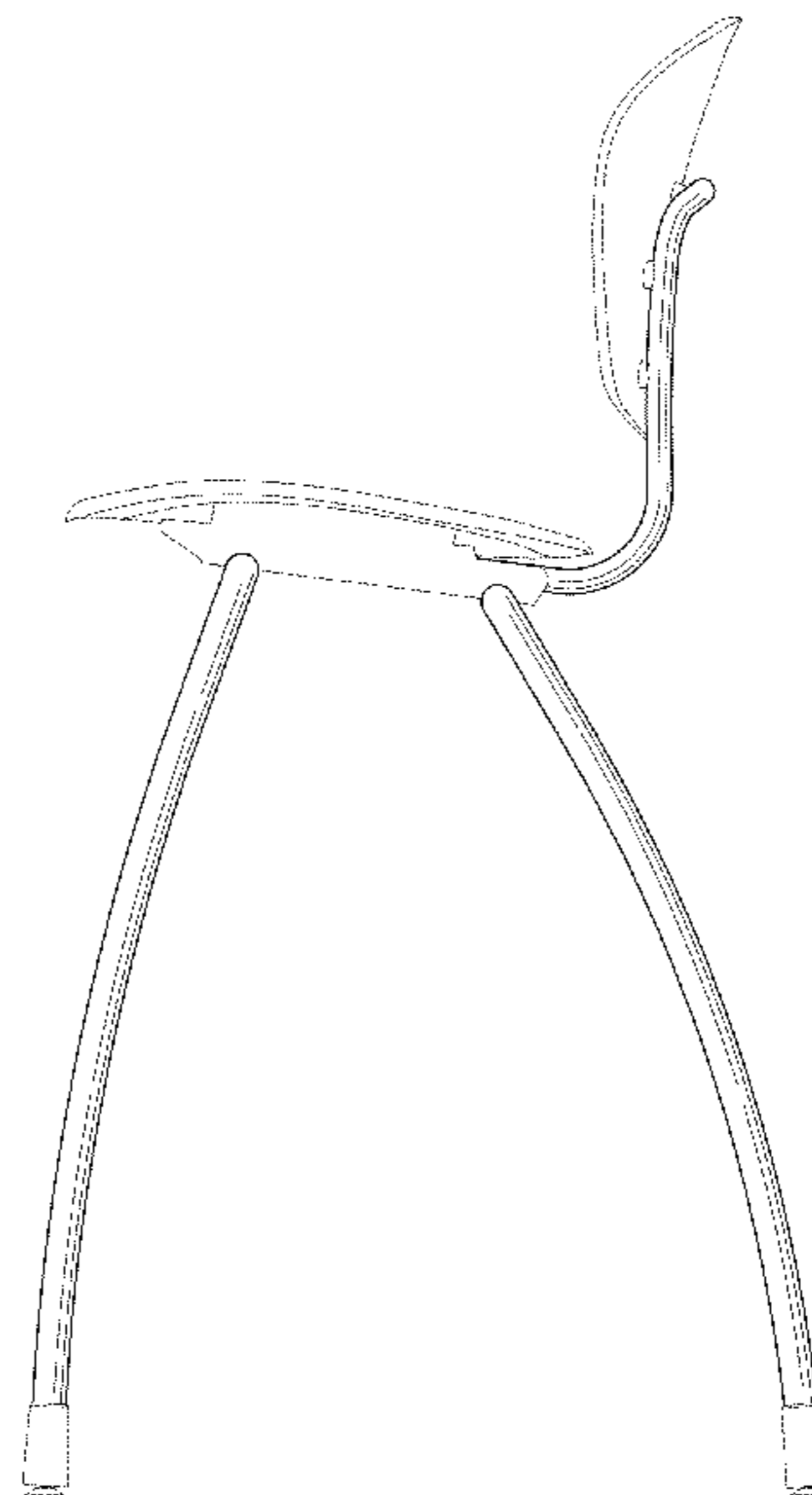
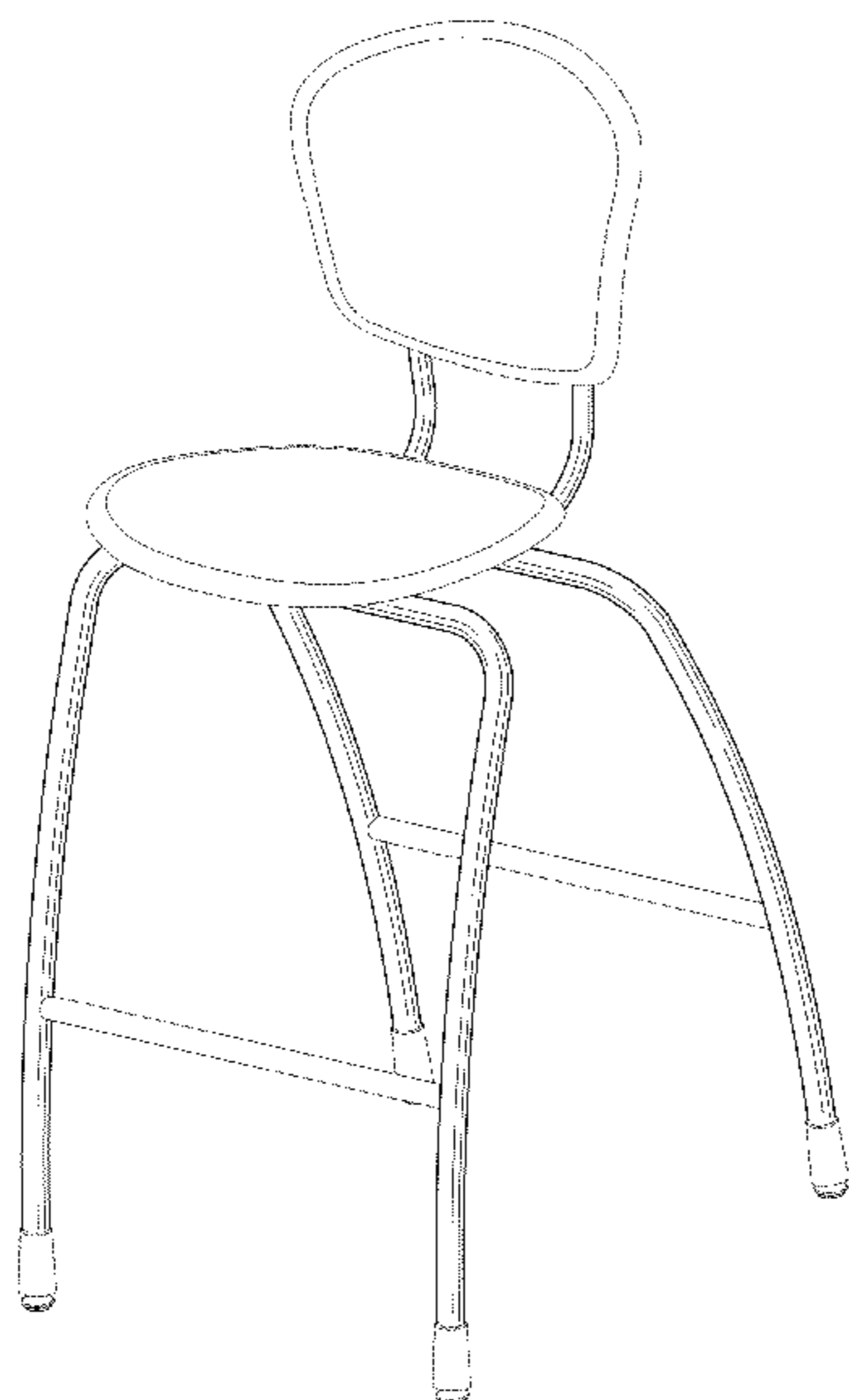
The ornamental design of a chair with curved legs and back support, as shown and described.

DESCRIPTION

FIG. 1 is a first perspective view of a chair with curved legs and back support, showing my design, the broken lines are for environmental purposes only and form no part of the claimed design;

FIG. 2 is a front view of the chair illustrated in FIG. 1;
FIG. 3 is a side view of the chair illustrated in FIG. 1, the opposite side of the chair being identical;
FIG. 4 is a top view of the chair illustrated in FIG. 1;
FIG. 5 is a bottom view of the chair illustrated in FIG. 1;
FIG. 6 is a rear view of the chair illustrated in FIG. 1; and,
FIG. 7 is a second perspective view of the chair illustrated in FIG. 1.

1 Claim, 6 Drawing Sheets



OTHER PUBLICATIONS

Canadian Office Action dated Jan. 21, 2013 for CA Application No. 146901, titled "Chair with Curved Legs" (4 pages).

Canadian Office Action dated Jan. 21, 2013 for CA Application No. 146902, titled "Chair with Curved Legs and Back Support" (2 pages).

* cited by examiner

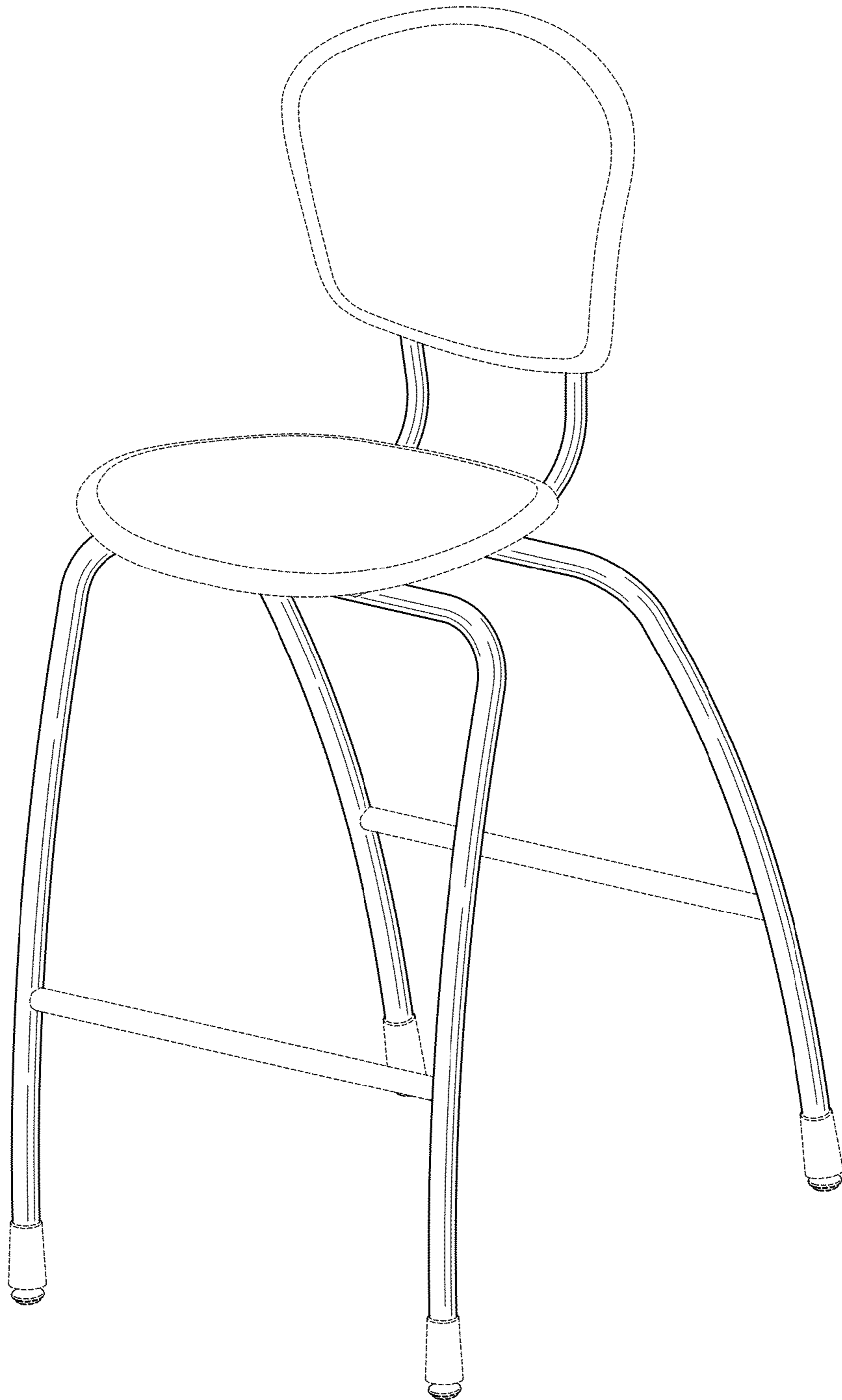


FIG. 1



FIG. 2

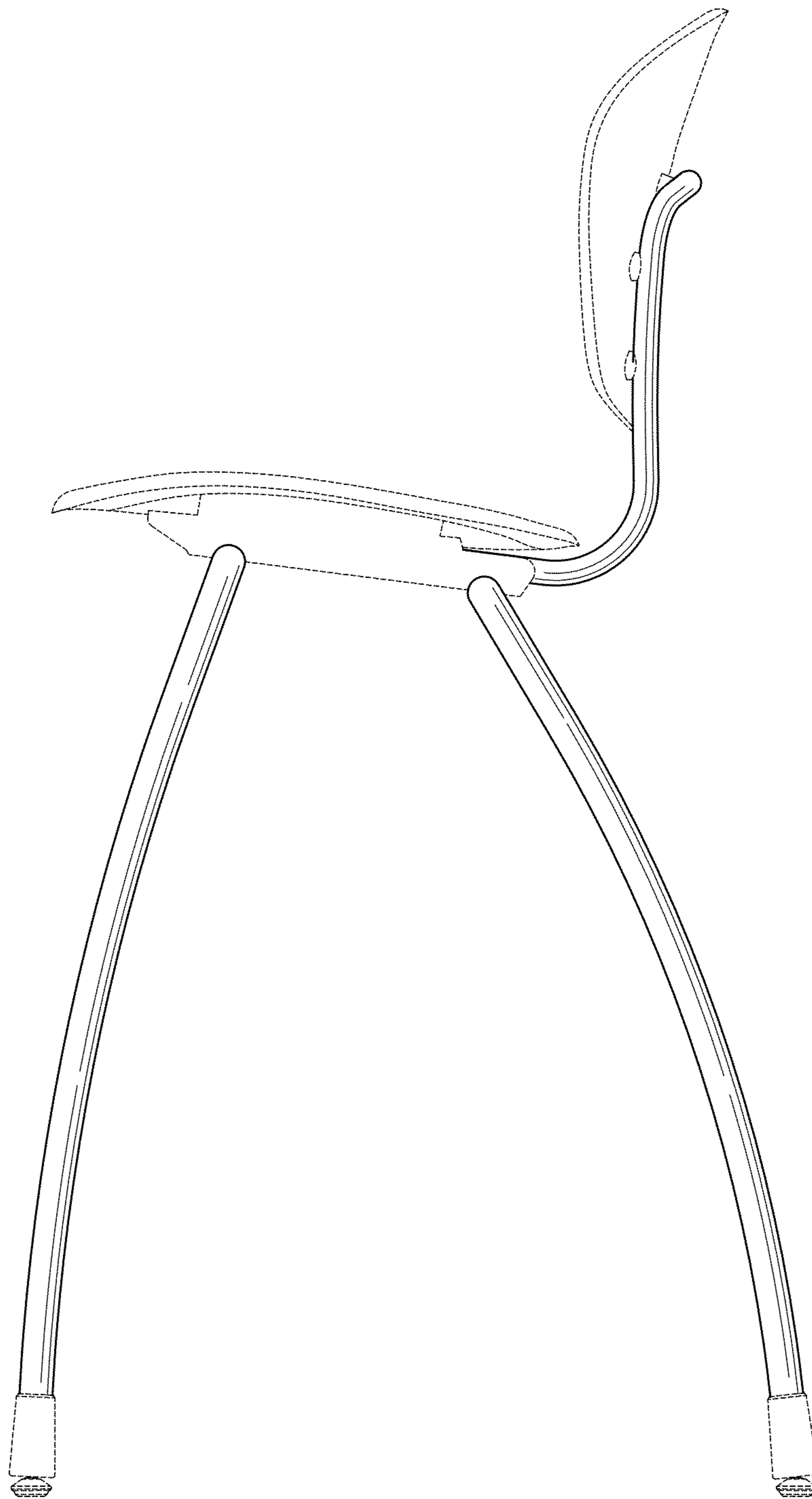


Fig. 3

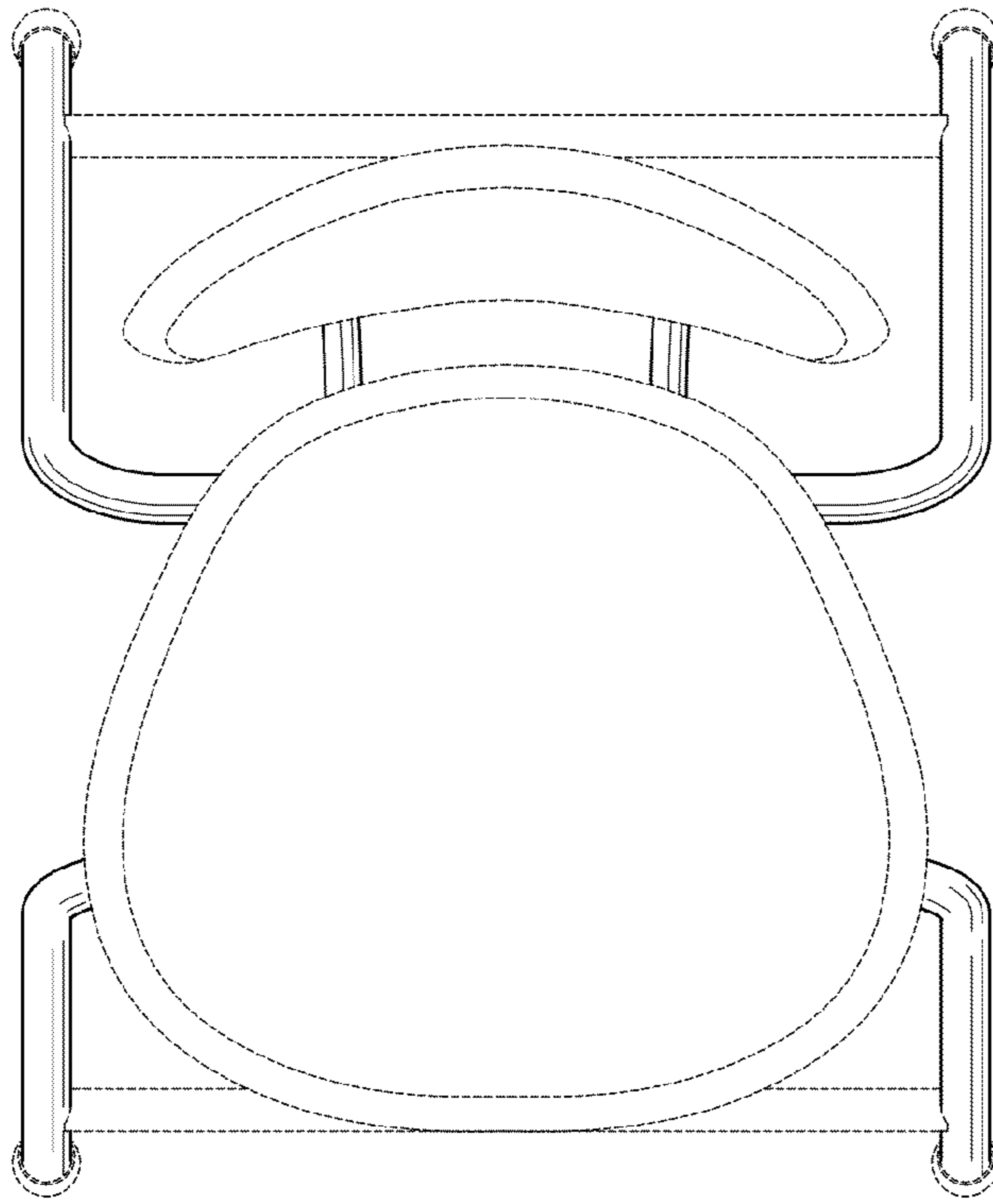


FIG. 4

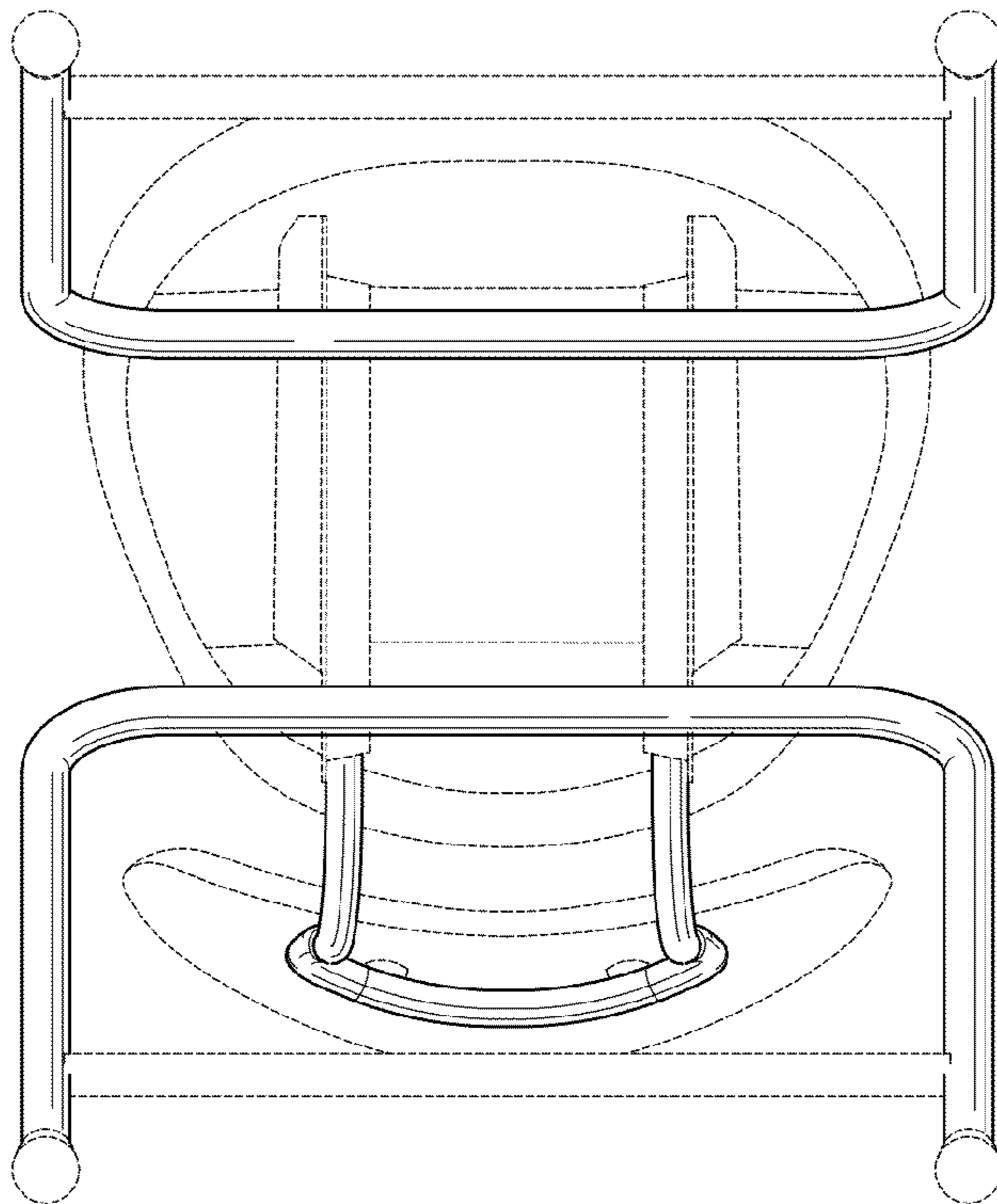


FIG. 5




FIG. 6

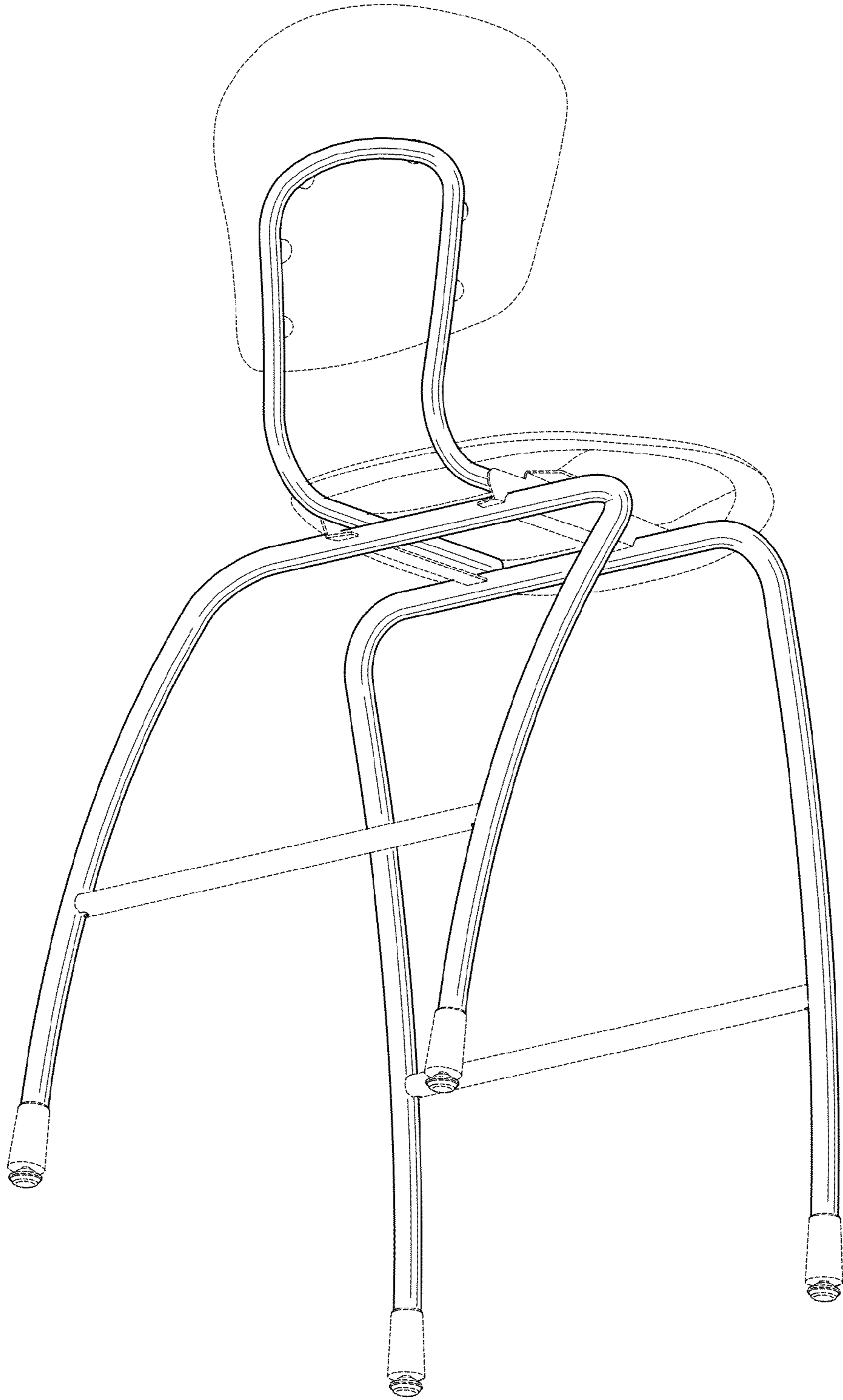


FIG. 7