



US00D686852S

(12) **United States Design Patent**
Lalo

(10) **Patent No.:** **US D686,852 S**
(45) **Date of Patent:** **** Jul. 30, 2013**

- (54) **SUPPORT STAND**
- (71) Applicant: **Invicta Watch Company of America, Inc.**, Hollywood, FL (US)
- (72) Inventor: **Abraham Lalo**, Hallandale, FL (US)
- (73) Assignee: **Invicta Watch Company of America, Inc.**, Hollywood, FL (US)
- (**) Term: **14 Years**
- (21) Appl. No.: **29/448,540**
- (22) Filed: **Mar. 13, 2013**
- (51) **LOC (9) Cl.** **06-06**
- (52) **U.S. Cl.**
USPC **D6/675.4**
- (58) **Field of Classification Search**
USPC 108/1, 10, 28, 32; D6/396-397, 449, D6/466-467, 470-471, 473, 491-493, 509-511, D6/672, 672.1, 673, 675, 675.4; 211/13.1; 248/686-688, 444, 469, 127
See application file for complete search history.

- D268,150 S * 3/1983 Hauser et al. D6/475
- D582,175 S * 12/2008 Levy et al. D6/457
- D590,387 S * 4/2009 Chen D14/307
- D596,174 S * 7/2009 Giugiaro D14/307
- D644,453 S * 9/2011 Levy et al. D6/457
- D653,875 S * 2/2012 Levy et al. D6/457
- D676,038 S * 2/2013 Masuda et al. D14/307

* cited by examiner

Primary Examiner — Kelley Donnelly

(74) *Attorney, Agent, or Firm* — Howard Natter; Natter & Natter

(57) **CLAIM**

The ornamental design for a support stand, as shown and described.

DESCRIPTION

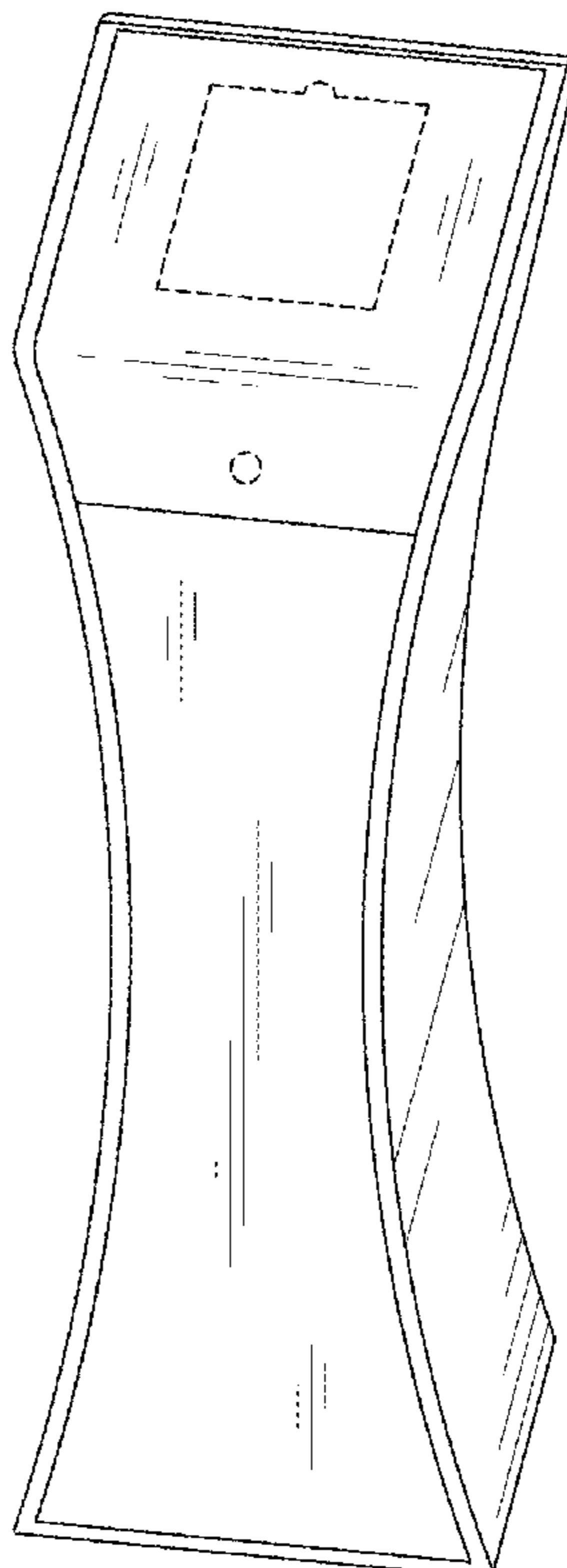
FIG. 1 is an isometric view of a support stand showing my new design;
 FIG. 2 is a front elevational view thereof;
 FIG. 3 is a right side elevational view thereof, the left side being a mirror image thereof;
 FIG. 4 is a rear elevational view thereof; and,
 FIG. 5 is an auxiliary view thereof, the same being taken along the plane 5-5 of FIG. 3.
 The broken lines showing is included for the purpose of illustrating environment of the design only and forms no part of the claimed design.

(56) **References Cited**

U.S. PATENT DOCUMENTS

- D179,235 S * 11/1956 Anderson D6/419
- D254,998 S * 5/1980 Espeseth D6/419

1 Claim, 3 Drawing Sheets



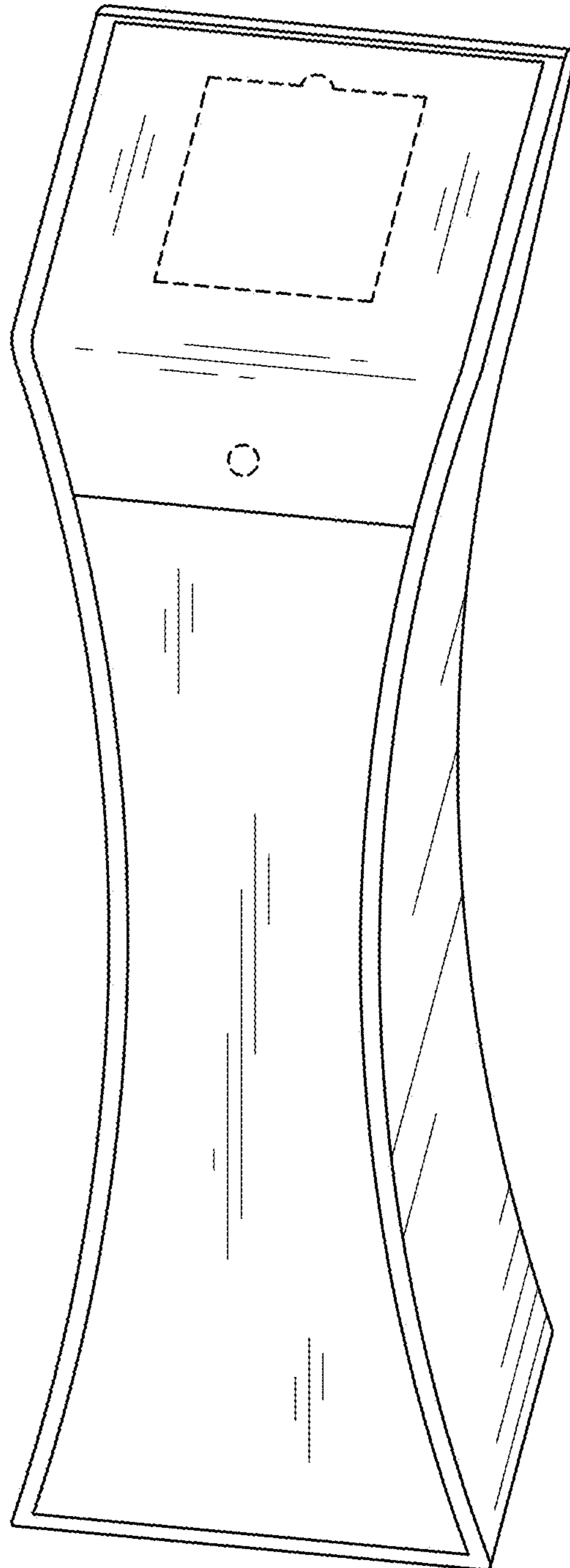


Fig. 1

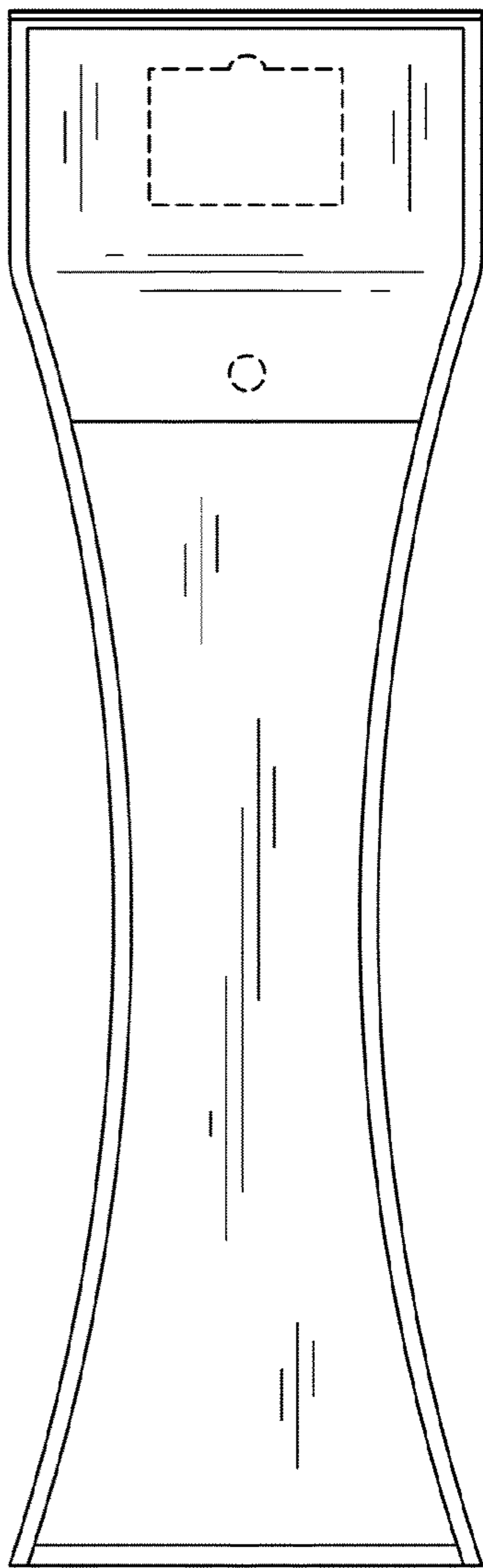


Fig. 2

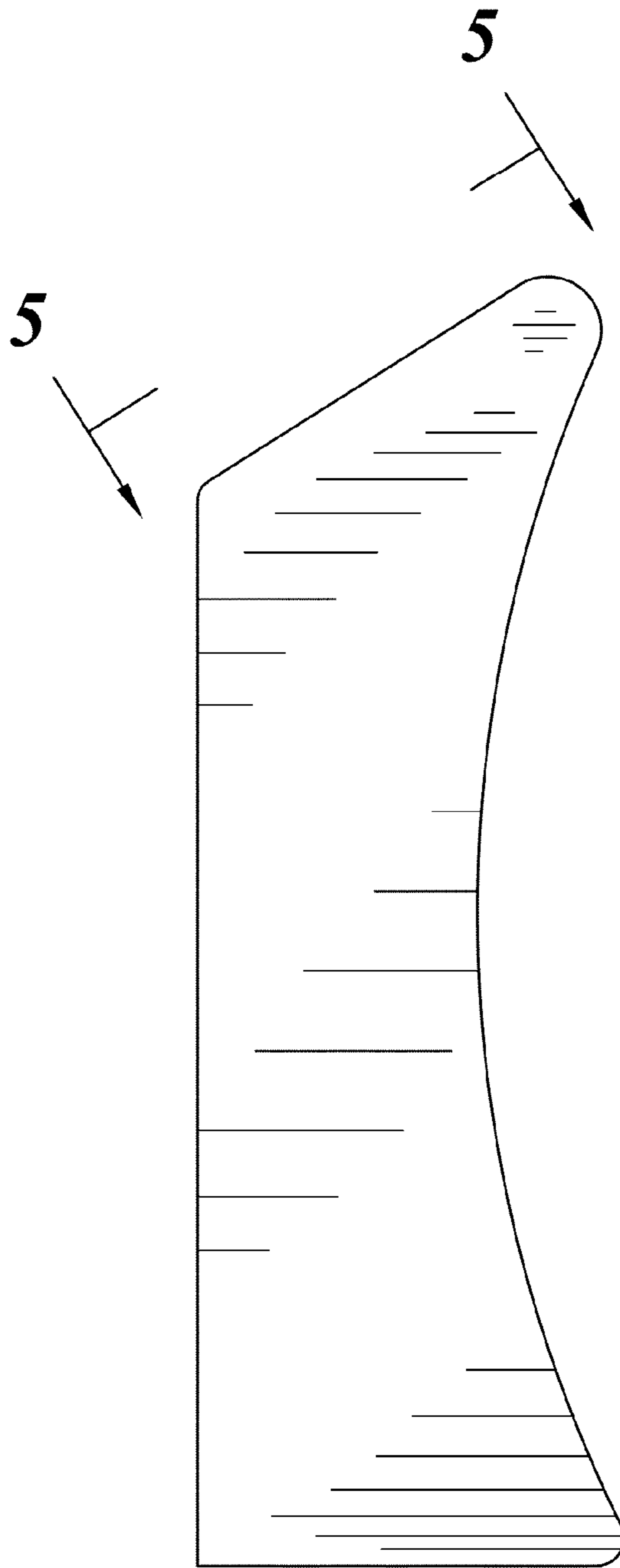


Fig. 3

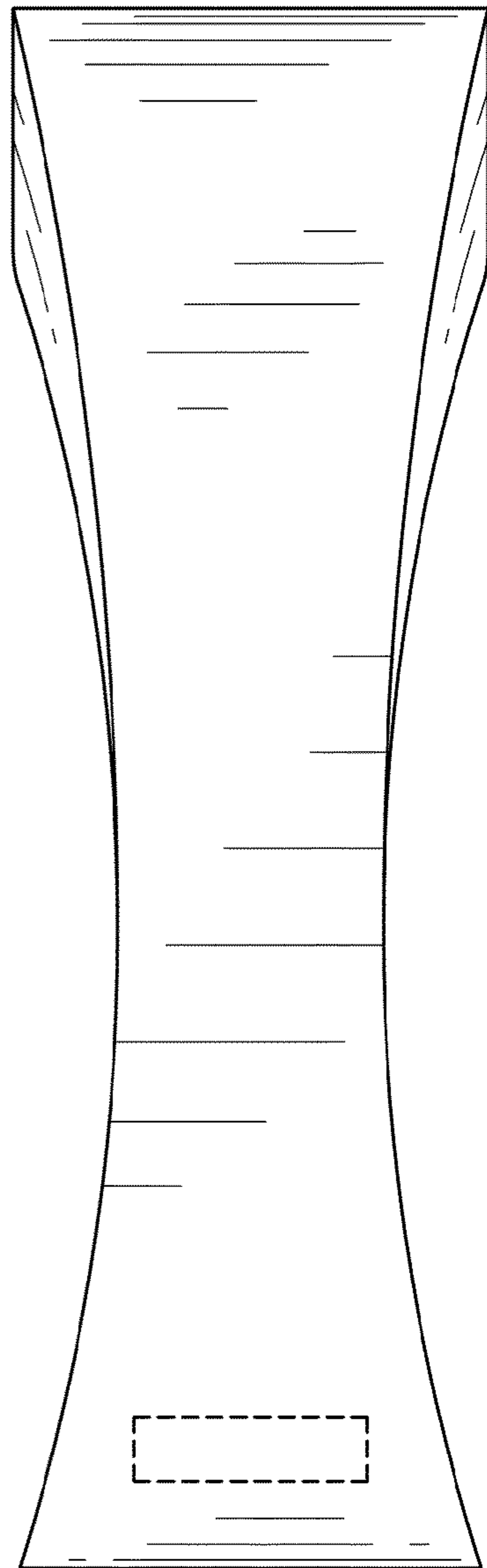


Fig. 4

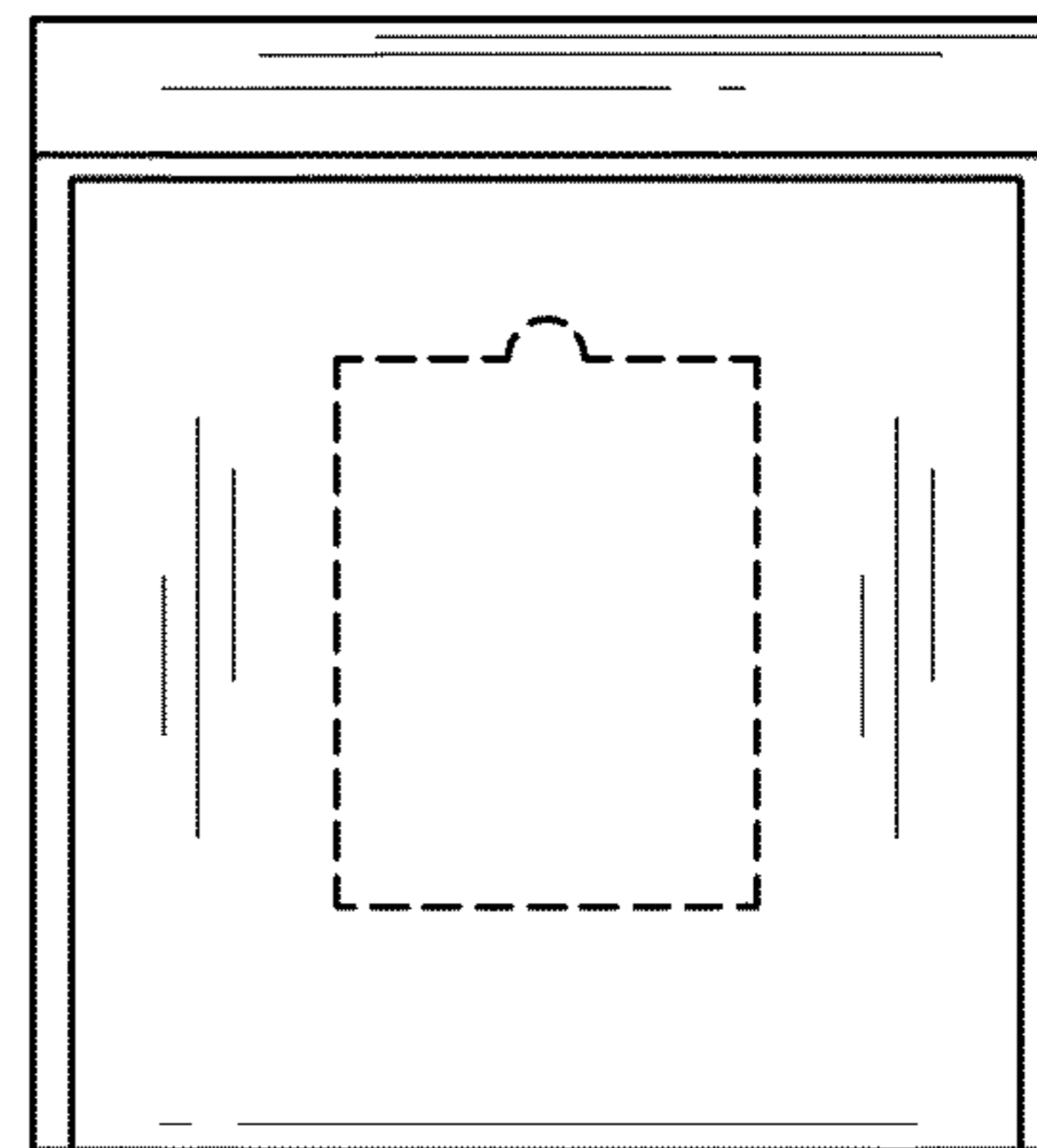


Fig. 5