



US00D686850S

(12) **United States Design Patent**
Carroll

(10) **Patent No.:** **US D686,850 S**

(45) **Date of Patent:** **** Jul. 30, 2013**

(54) **UPHOLSTERY MATERIAL**

(76) Inventor: **Christa B. Carroll**, Grand Rapids, MI
(US)

(**) Term: **14 Years**

(21) Appl. No.: **29/416,853**

(22) Filed: **Mar. 28, 2012**

(51) **LOC (9) Cl.** **06-09**

(52) **U.S. Cl.**
USPC **D6/606; D6/601**

(58) **Field of Classification Search**
USPC D6/595, 596, 597, 601, 604; 5/420,
5/630, 633, 636, 637, 645, 652-656, 655.9,
5/639, 644, 722, 723, 709

See application file for complete search history.

D383,311 S 9/1997 Engberg
D402,494 S 12/1998 Langer
D416,741 S * 11/1999 Denney et al. D6/596
D497,761 S 11/2004 Martin
D509,980 S * 9/2005 Martin et al. D6/596
7,086,108 B1 * 8/2006 Litvak 5/723
D618,030 S 6/2010 Wang

* cited by examiner

Primary Examiner — Janice Seeger

(74) *Attorney, Agent, or Firm* — QuickPatents; Kevin Prince

(57) **CLAIM**

I claim the ornamental design for an upholstery material, as shown and described.

DESCRIPTION

FIG. 1 is a perspective view of an upholstery material, showing my new design;

FIG. 2 is a front elevational view of FIG. 1, the rear elevational view, left-side elevational view, and right-side elevational view all being a mirror image thereof;

FIG. 3 is a top plan view of FIG. 1; and,

FIG. 4 is a bottom plan view of FIG. 1.

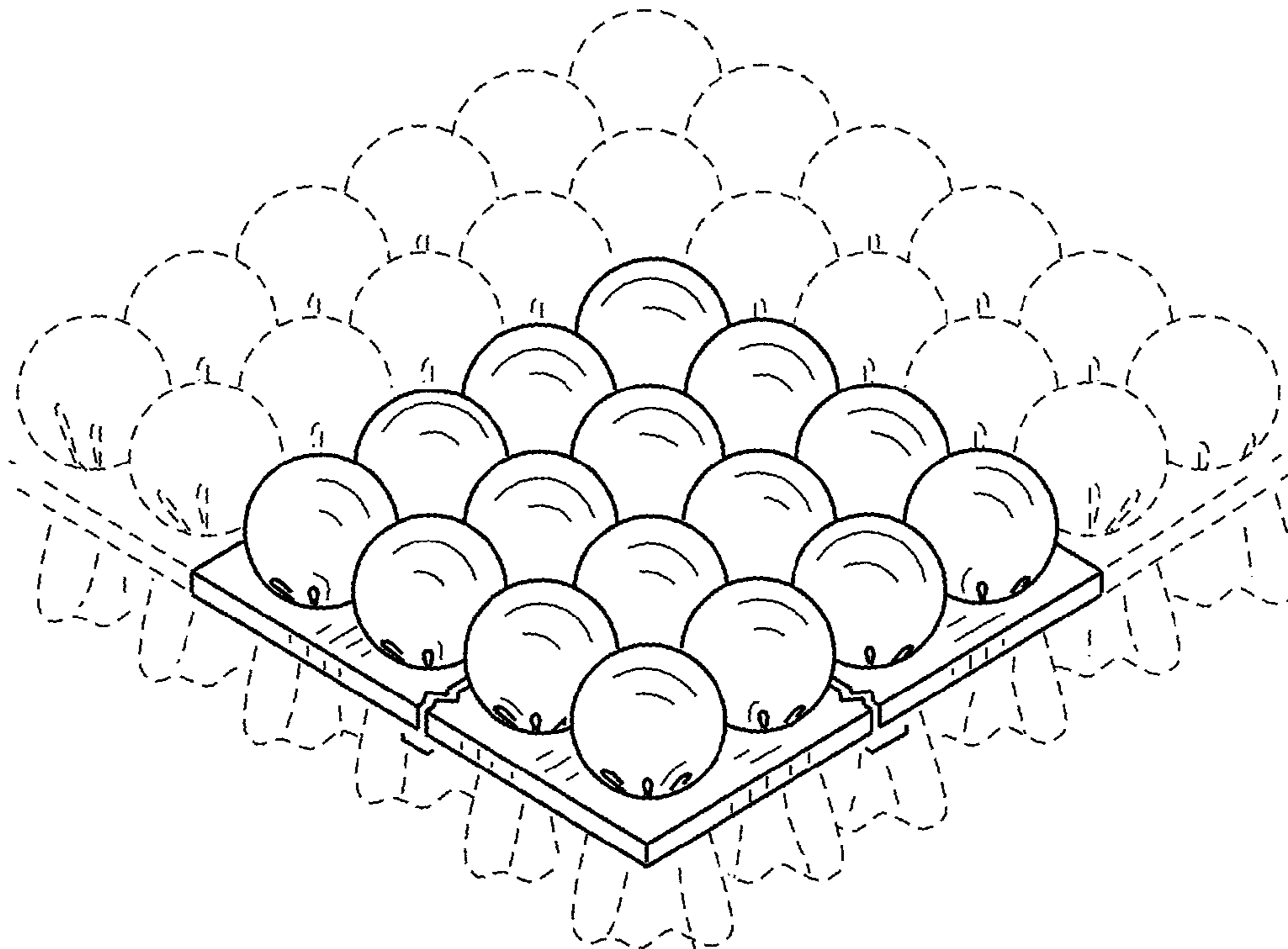
The upholstery material is shown with a symbolic break in its length and width. The appearance of any portion of the article between the break lines forms no part of the claimed design.

1 Claim, 2 Drawing Sheets

(56) **References Cited**

U.S. PATENT DOCUMENTS

D18,604 S	9/1888	Krause	
D27,158 S *	6/1897	Burns	D6/502
3,892,902 A *	7/1975	Ilukowicz	428/99
D238,518 S	1/1976	Hendrickson	
4,203,268 A *	5/1980	Gladden et al.	52/630
4,605,582 A	8/1986	Sias et al.	
D294,212 S *	2/1988	Sias et al.	D6/601
4,918,774 A	4/1990	Popitz	
D308,787 S	6/1990	Youngblood	
D355,558 S	2/1995	Graebe	
5,590,428 A *	1/1997	Roter	5/726
D378,968 S	4/1997	Martin et al.	



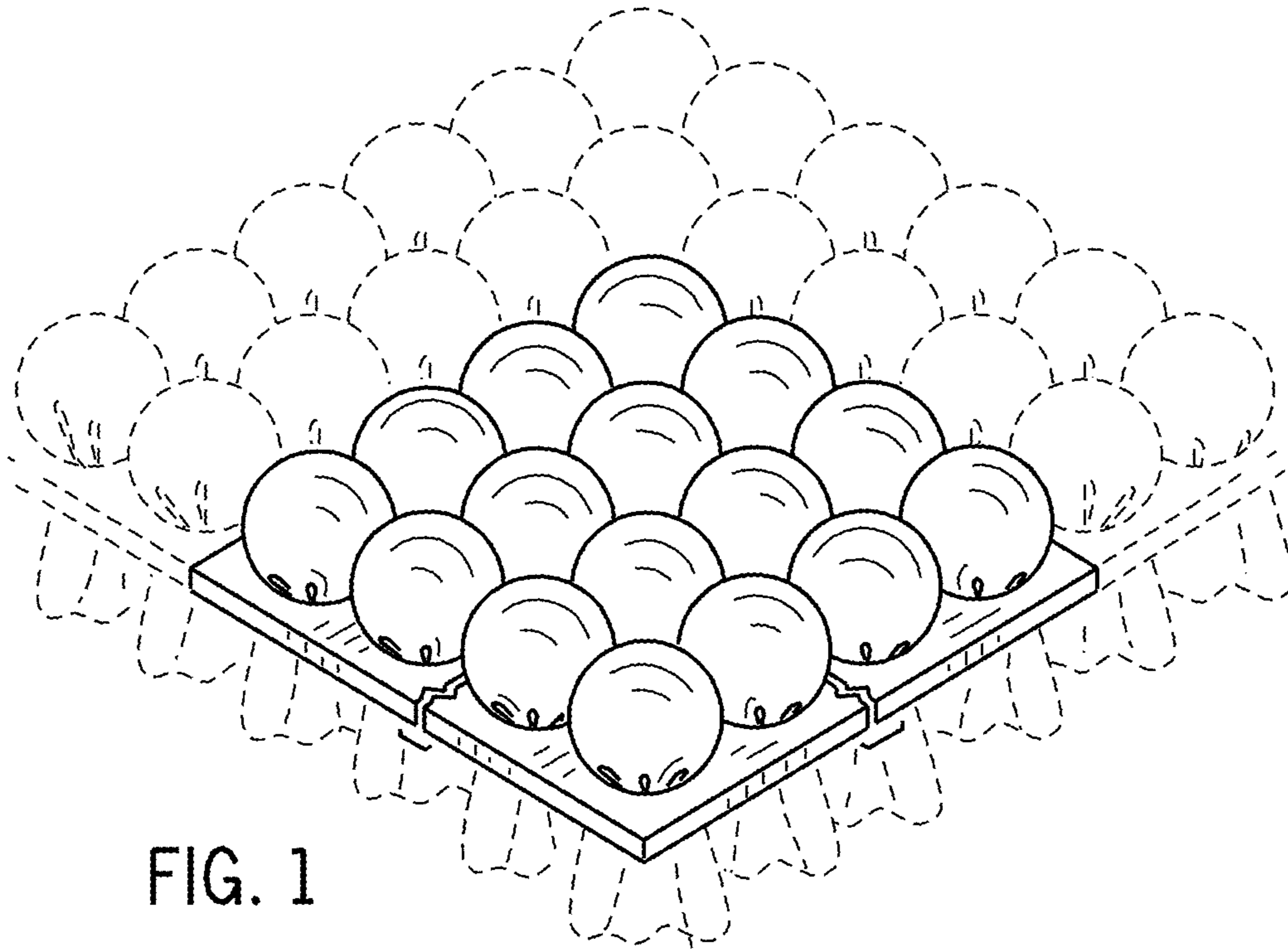


FIG. 1

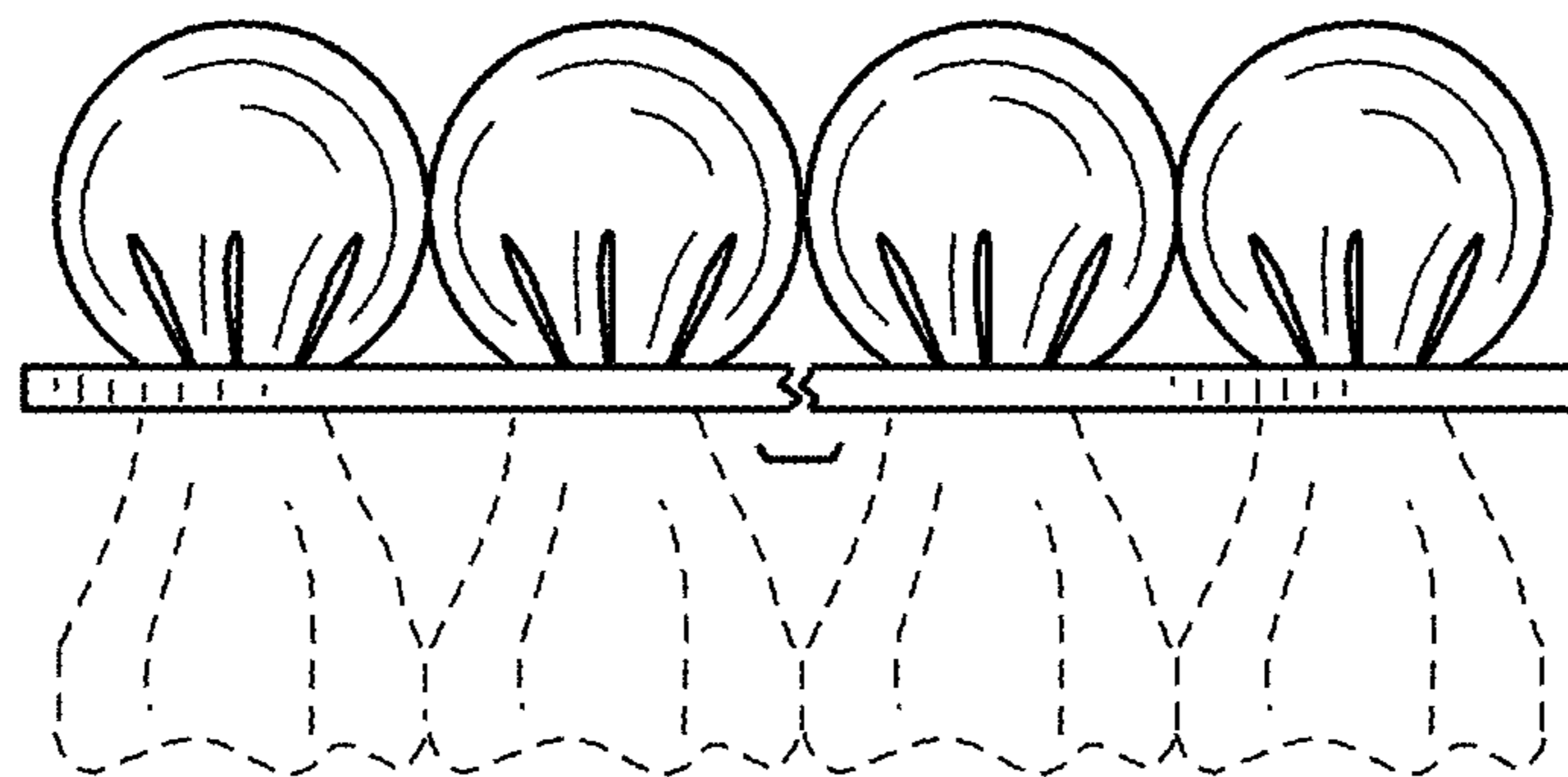


FIG. 2

FIG. 3

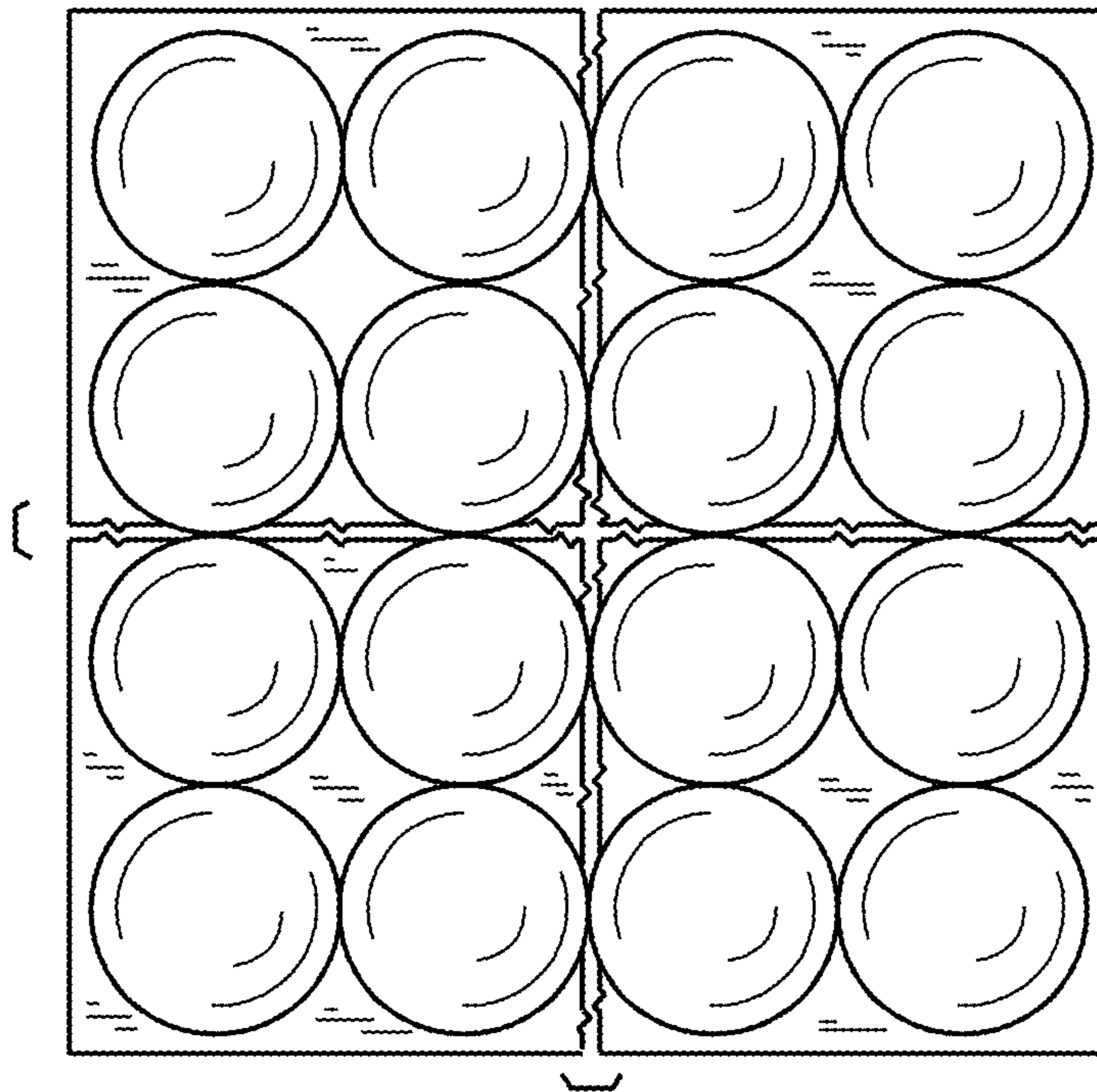


FIG. 4

