



US00D686840S

(12) **United States Design Patent**
Mackay

(10) **Patent No.:** **US D686,840 S**

(45) **Date of Patent:** **** Jul. 30, 2013**

(54) **DISPENSER AND WASTE CABINET**

(75) **Inventor:** **Spencer Mackay**, Agoura Hills, CA
(US)

(73) **Assignee:** **Bobrick Washroom Equipment, Inc.**,
North Hollywood, CA (US)

(**) **Term:** **14 Years**

(21) **Appl. No.:** **29/403,810**

(22) **Filed:** **Oct. 11, 2011**

(51) **LOC (9) Cl.** **06-04**

(52) **U.S. Cl.**

USPC **D6/398**

(58) **Field of Classification Search**

USPC D6/449, 396, 467, 476, 397, 398,
D6/515; 221/45, 63, 135, 155, 44, 311;
D24/107; D14/356

See application file for complete search history.

(56) **References Cited**

U.S. PATENT DOCUMENTS

3,028,047	A *	4/1962	Tuft	221/44
5,042,687	A *	8/1991	McKinley	221/311
5,074,430	A *	12/1991	Roberts	221/44
D385,445	S	10/1997	Arbak et al.		
D416,726	S	11/1999	Kurti et al.		
6,032,819	A	3/2000	Hanna		
D426,412	S	6/2000	Cameron		
D532,784	S *	11/2006	Kutaragi et al.	D14/356
D534,166	S *	12/2006	Kutaragi et al.	D14/356
D568,311	S *	5/2008	Kutaragi et al.	D14/356

D648,844 S * 11/2011 Nelson et al. D24/107
2010/0327000 A1 * 12/2010 Winslow et al. 221/1
2011/0114661 A1 5/2011 Babikian

* cited by examiner

Primary Examiner — Philip S Hyder
Assistant Examiner — Sydney Buffalow

(74) *Attorney, Agent, or Firm* — Christie, Parker & Hale,
LLP

(57) **CLAIM**

The ornamental design for dispenser and waste cabinet, as shown and described.

DESCRIPTION

FIG. 1 is a perspective view of our new dispenser and waste cabinet design;
FIG. 2 is a front view of our new dispenser and waste cabinet design;
FIG. 3 is a left side view of our new dispenser and waste cabinet design;
FIG. 4 is a right side view of our new dispenser and waste cabinet design;
FIG. 5 is a top view of our new dispenser and waste cabinet design; and,
FIG. 6 is a bottom view of our new dispenser and waste cabinet design.
The broken lines are for illustrative purposes only and form no part of the claimed design.

1 Claim, 4 Drawing Sheets

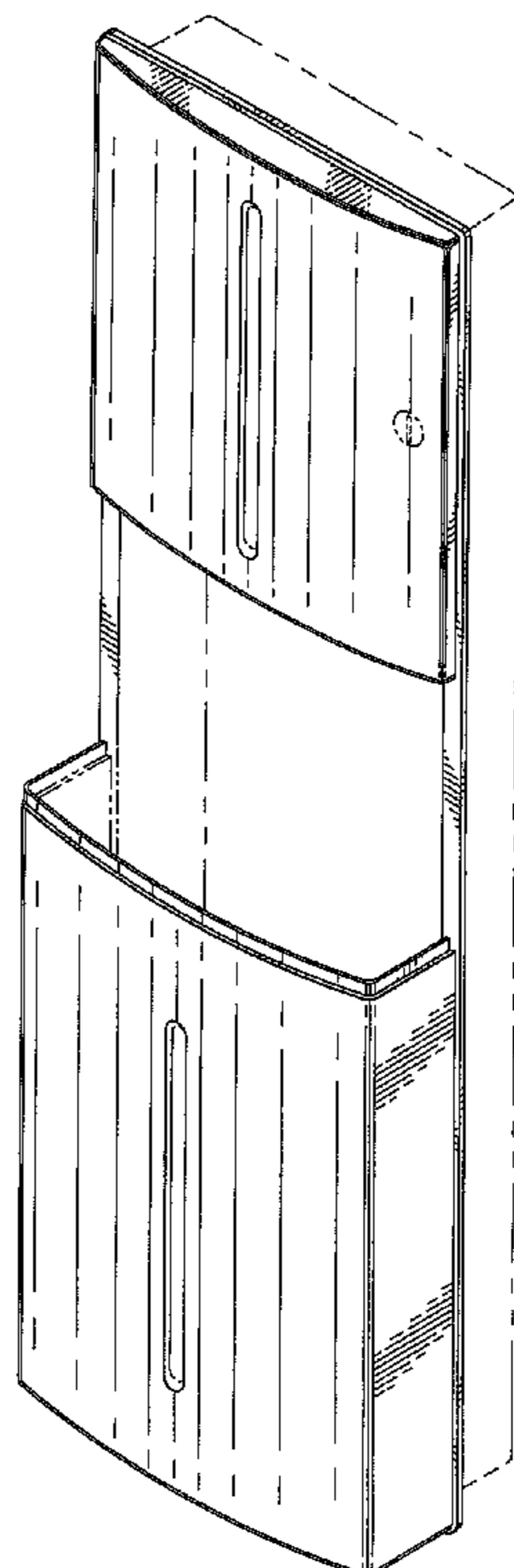


FIG. 1

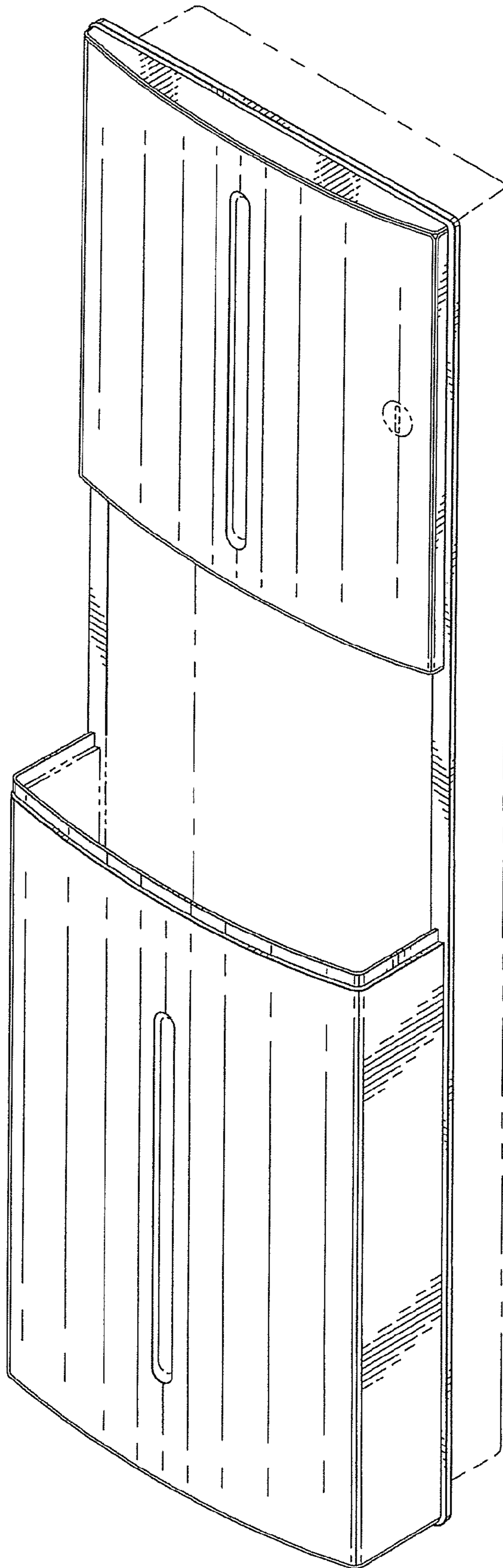
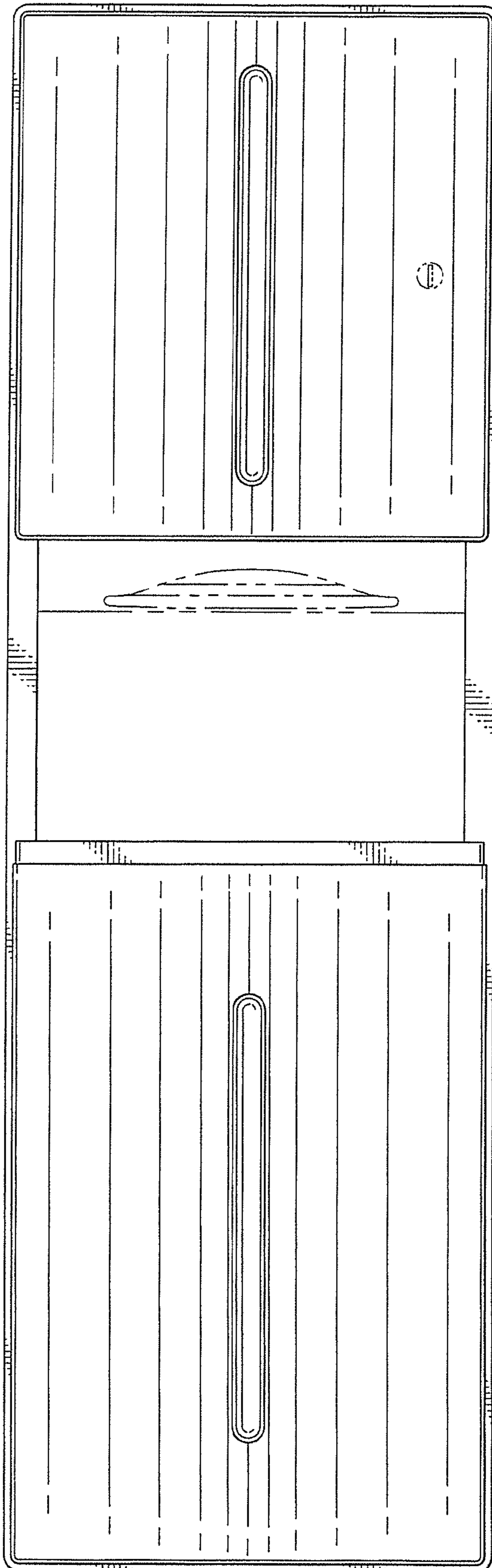


FIG. 2






FIG. 5

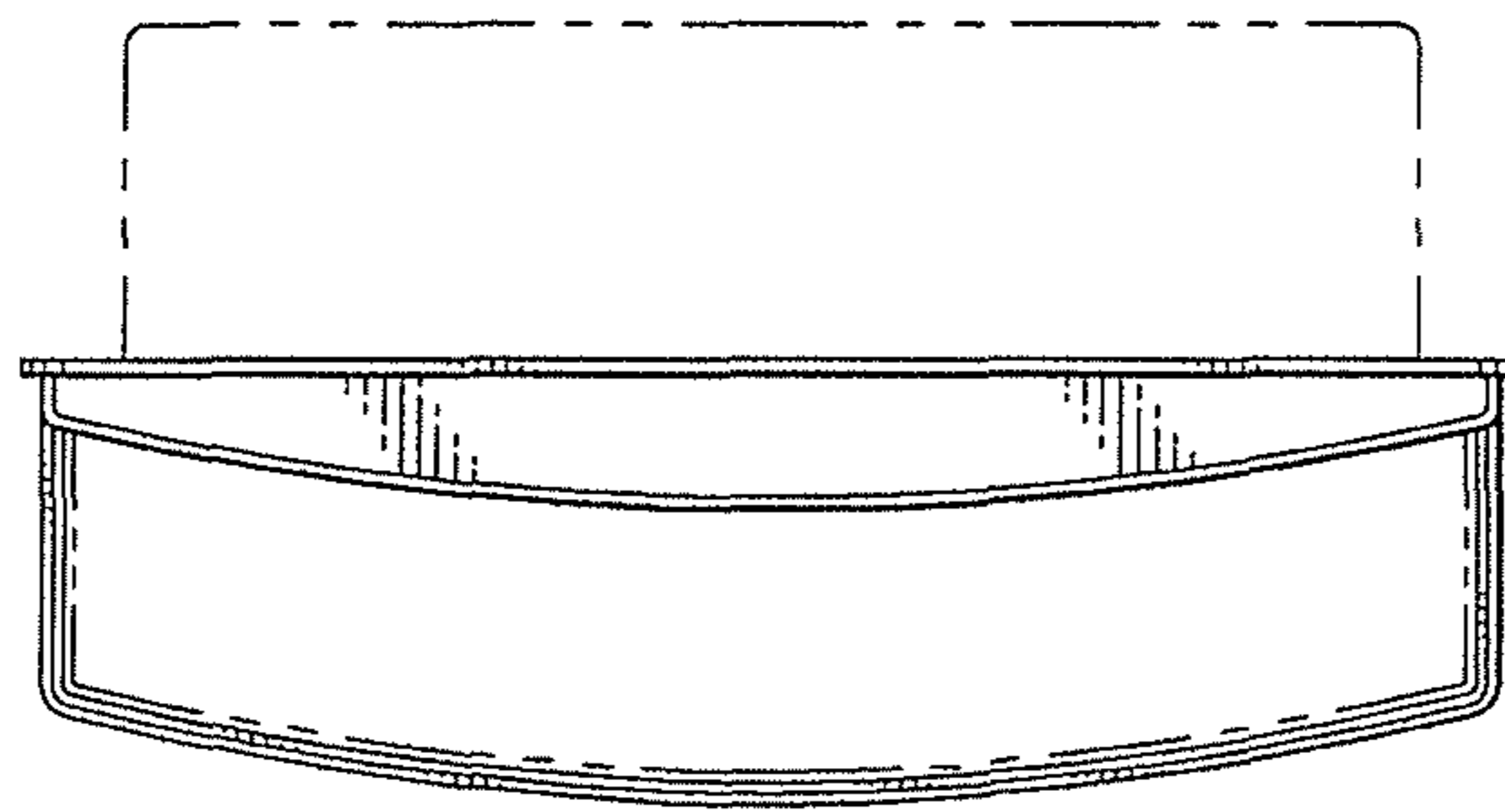
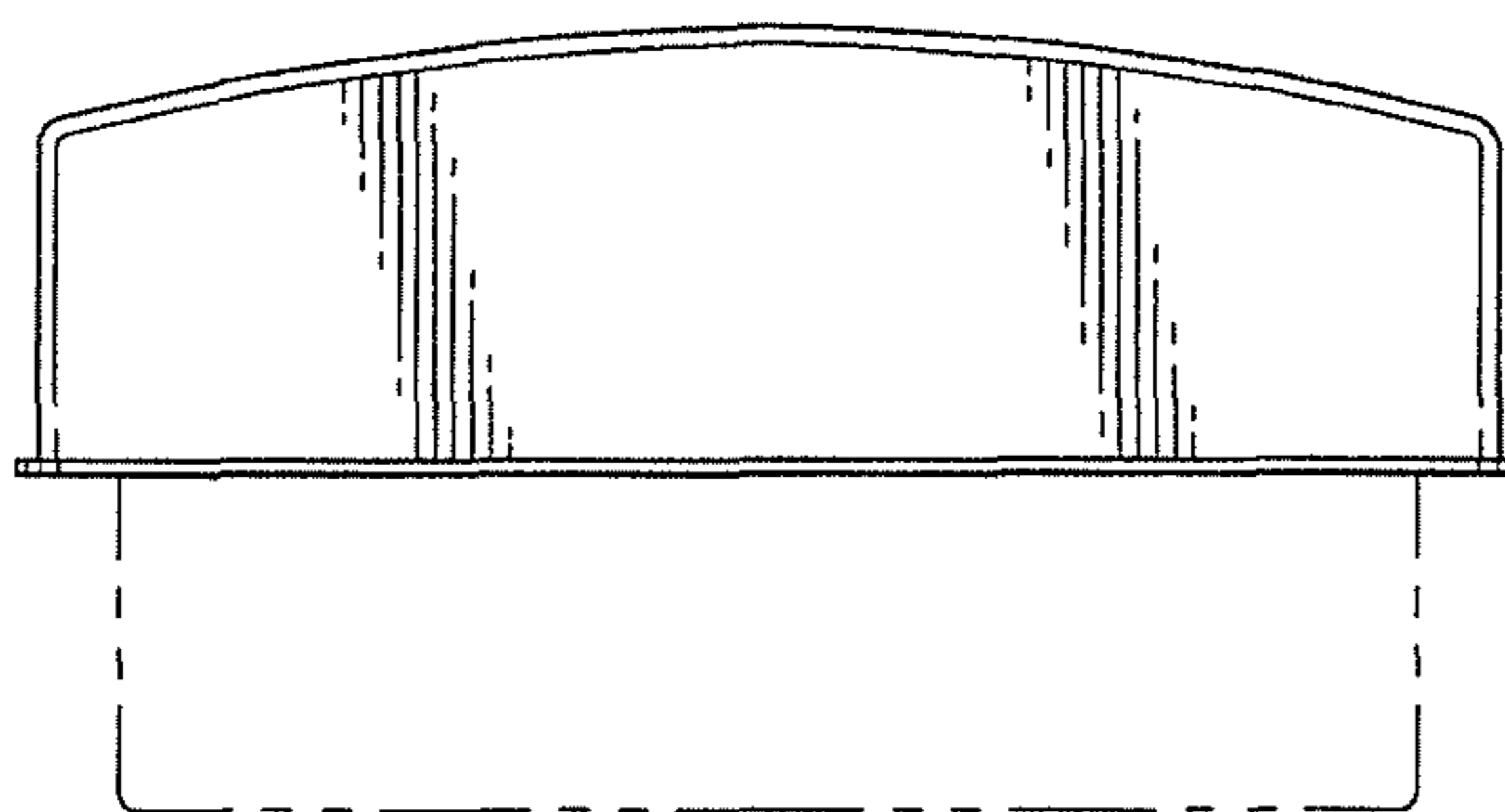


FIG. 6



UNITED STATES PATENT AND TRADEMARK OFFICE
CERTIFICATE OF CORRECTION

PATENT NO. : D686,840 S
APPLICATION NO. : 29/403810
DATED : July 30, 2013
INVENTOR(S) : Spencer MacKay

Page 1 of 2

It is certified that error appears in the above-identified patent and that said Letters Patent is hereby corrected as shown below:

In the Drawings

FIG. 3-FIG. 4, Sheet 3 of 4

Delete Drawing Sheet 3 and substitute therefore the Drawing Sheet, consisting of FIG. 3-FIG. 4, as shown on the attached page.

Signed and Sealed this
Twenty-second Day of October, 2013



Teresa Stanek Rea
Deputy Director of the United States Patent and Trademark Office

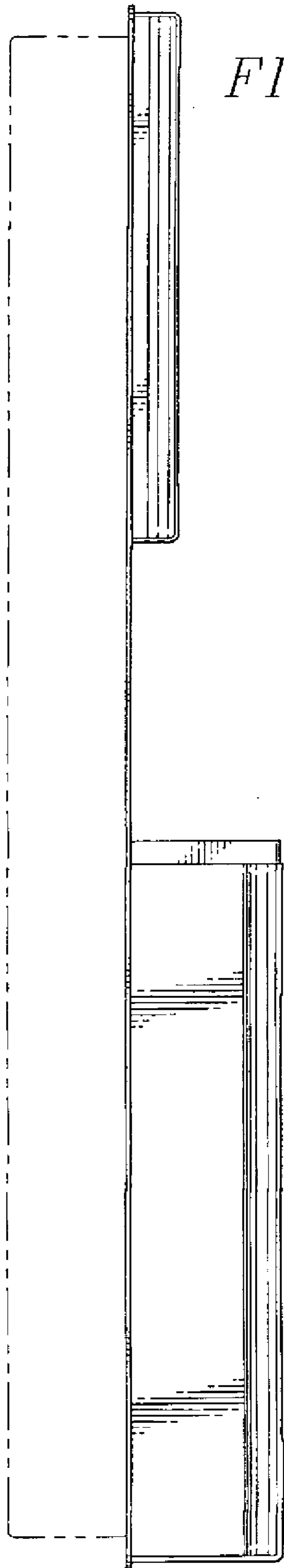


FIG. 3

FIG. 4

