



US00D686838S

(12) **United States Design Patent**
Grcic

(10) **Patent No.:** **US D686,838 S**
(45) **Date of Patent:** **** Jul. 30, 2013**

- (54) **SEAT FRAME**
- (71) Applicant: **Emeco Industries, Inc.**, Hanover, PA (US)
- (72) Inventor: **Konstantin Grcic**, Munich (DE)
- (73) Assignee: **Emeco Industries, Inc.**, Hanover, PA (US)
- (**) Term: **14 Years**
- (21) Appl. No.: **29/434,451**
- (22) Filed: **Oct. 12, 2012**
- (51) **LOC (9) Cl.** **06-01**
- (52) **U.S. Cl.**
USPC **D6/379**
- (58) **Field of Classification Search**
USPC D6/334-336, 371-373, 375, 376,
D6/379, 380, 716, 716.1, 716.2, 716.3, 716.44;
297/411.4, 411.41, 411.42, 445.1, 446.1,
297/452.29
See application file for complete search history.

- D556,466 S 12/2007 Foster
- D559,001 S 1/2008 Starck
- D571,129 S 6/2008 Sottsass
- D577,518 S 9/2008 Sottsass
- D611,262 S 3/2010 Grcic
- D624,763 S * 10/2010 Bassam et al. D6/380
- D647,320 S 10/2011 Young
- 8,147,002 B2 4/2012 Chen et al.
- D669,280 S * 10/2012 Andersson D6/379

OTHER PUBLICATIONS

Chair One, designed by Konstantin Grcic, 1-page, 2007.
 Myto Chair, designed by Konstantin Grcic, 1-page, 2008.
 Monza Chair, designed by Konstantin Grcic, 1-page, 2009.
 Muji Chair, designed by Konstantin Grcic, 1-page, 2009.
 B Chair, designed by Konstantin Grcic, 1-page, 2010.
 Medici Chair, designed by Konstantin Grcic, 1-page, 2012.
 Palio Chair, designed by Konstantin Grcic, 1-page, 2012.
 Tube Chair, designed by Konstantin Grcic, printout available online on Sep. 27, 2012 at <http://pinterest.com/davejudge/furniture/>, 4-pages, 2012.

* cited by examiner

Primary Examiner — Mimosa De
 (74) *Attorney, Agent, or Firm* — Heslin Rothenberg Farley & Mesiti P.C.

(56) **References Cited**

U.S. PATENT DOCUMENTS

- D81,271 S * 6/1930 Clemence D6/379
- D181,215 S * 10/1957 Lubberts D6/379
- D184,111 S * 12/1958 Nelson D6/379
- D276,768 S * 12/1984 Enthoven D6/379
- D278,871 S * 5/1985 Giorgetti D6/379
- 4,545,615 A * 10/1985 Kane 297/411.41
- D333,739 S * 3/1993 Yeh D6/380
- D360,540 S * 7/1995 Edwards et al. D6/379
- D371,012 S * 6/1996 Klein D6/373
- D458,467 S 6/2002 Starck
- D460,282 S 7/2002 Starck
- D494,375 S 8/2004 Starck
- D496,173 S 9/2004 Starck
- D502,613 S * 3/2005 Piretti D6/380
- D518,656 S 4/2006 Van Hooydonk et al.
- D541,068 S 4/2007 Foster

(57) **CLAIM**

The ornamental design for a seat frame, as shown and described.

DESCRIPTION

FIG. 1 is a perspective view of a seat frame in accordance with the new design;
 FIG. 2 is a front elevational view thereof;
 FIG. 3 is a right side elevational view thereof,
 FIG. 4 is a left side elevational view thereof;
 FIG. 5 is a rear elevational view thereof; and,
 FIG. 6 is a top view thereof.
 The broken lines in the figures are for illustration purposes only and form no part of the claimed invention.

1 Claim, 6 Drawing Sheets

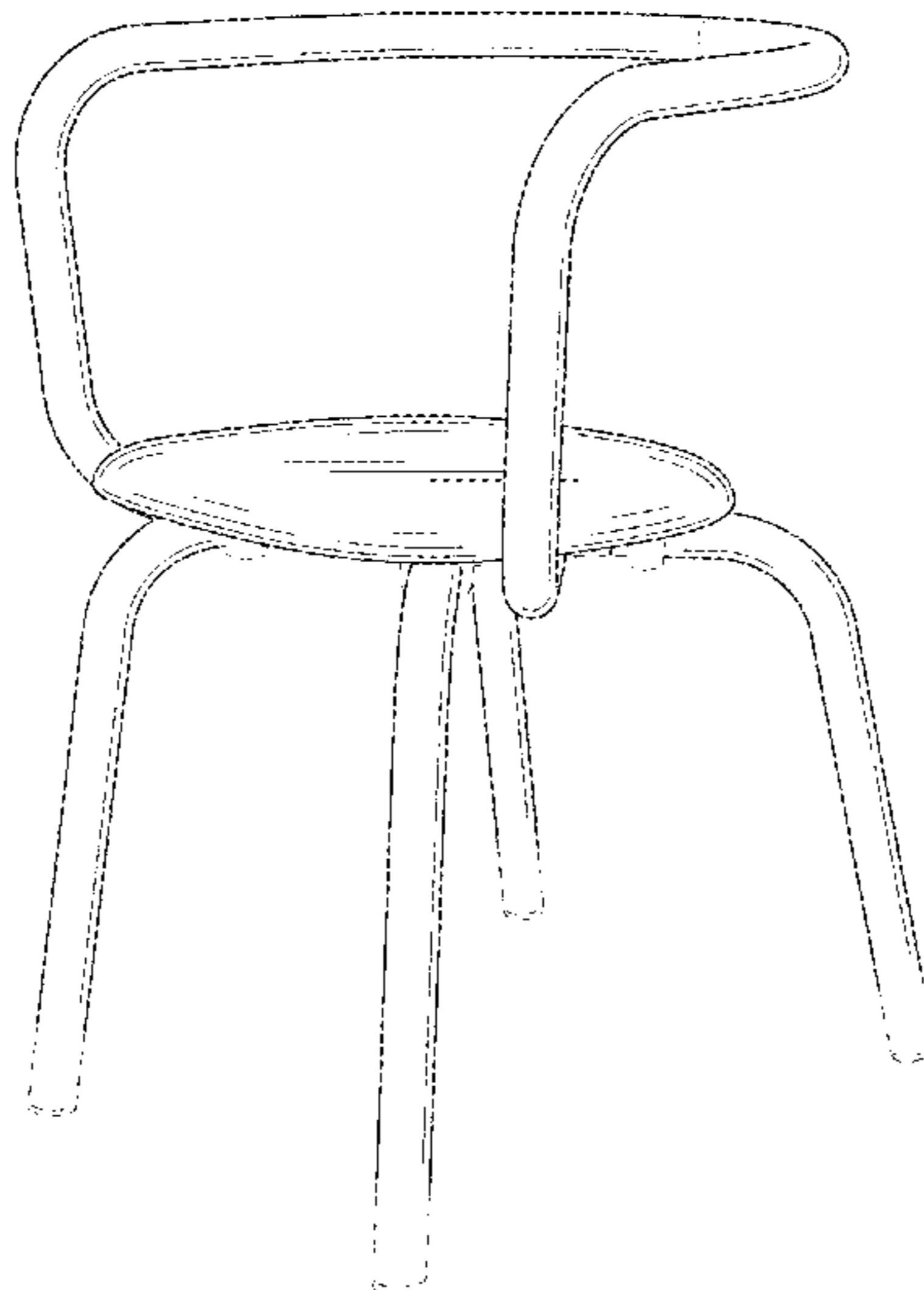




FIG. 1

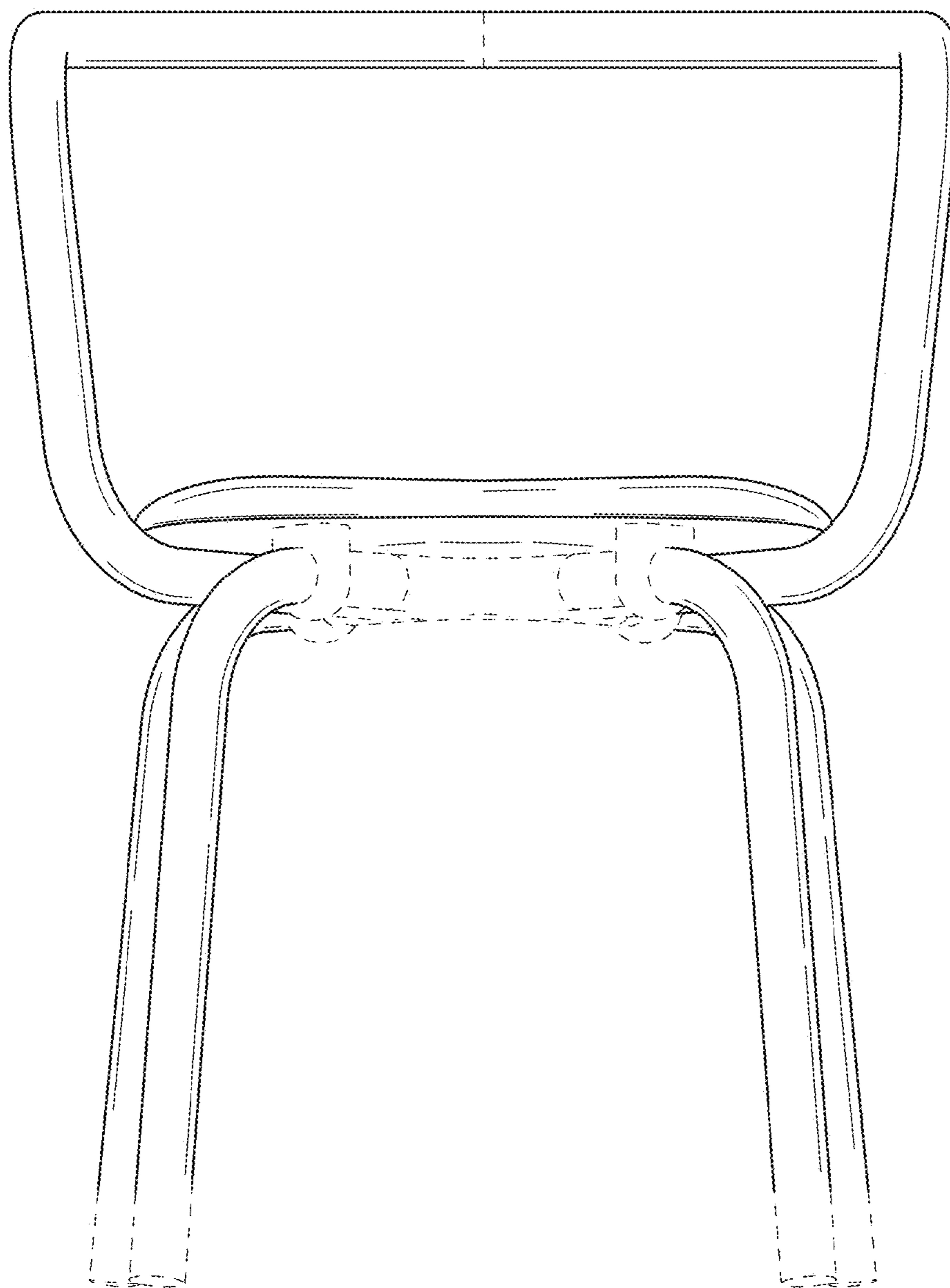


FIG. 2

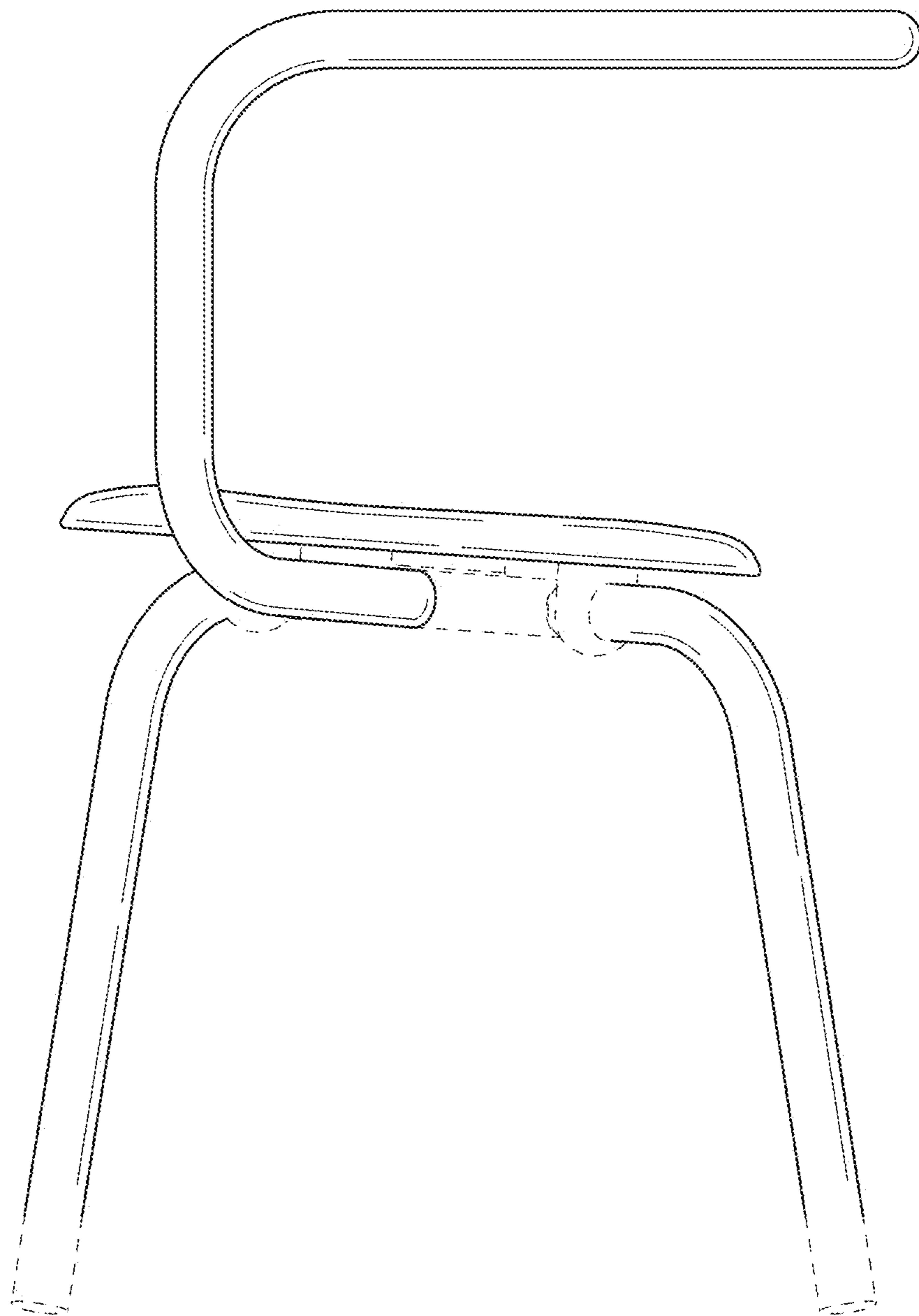


FIG. 3

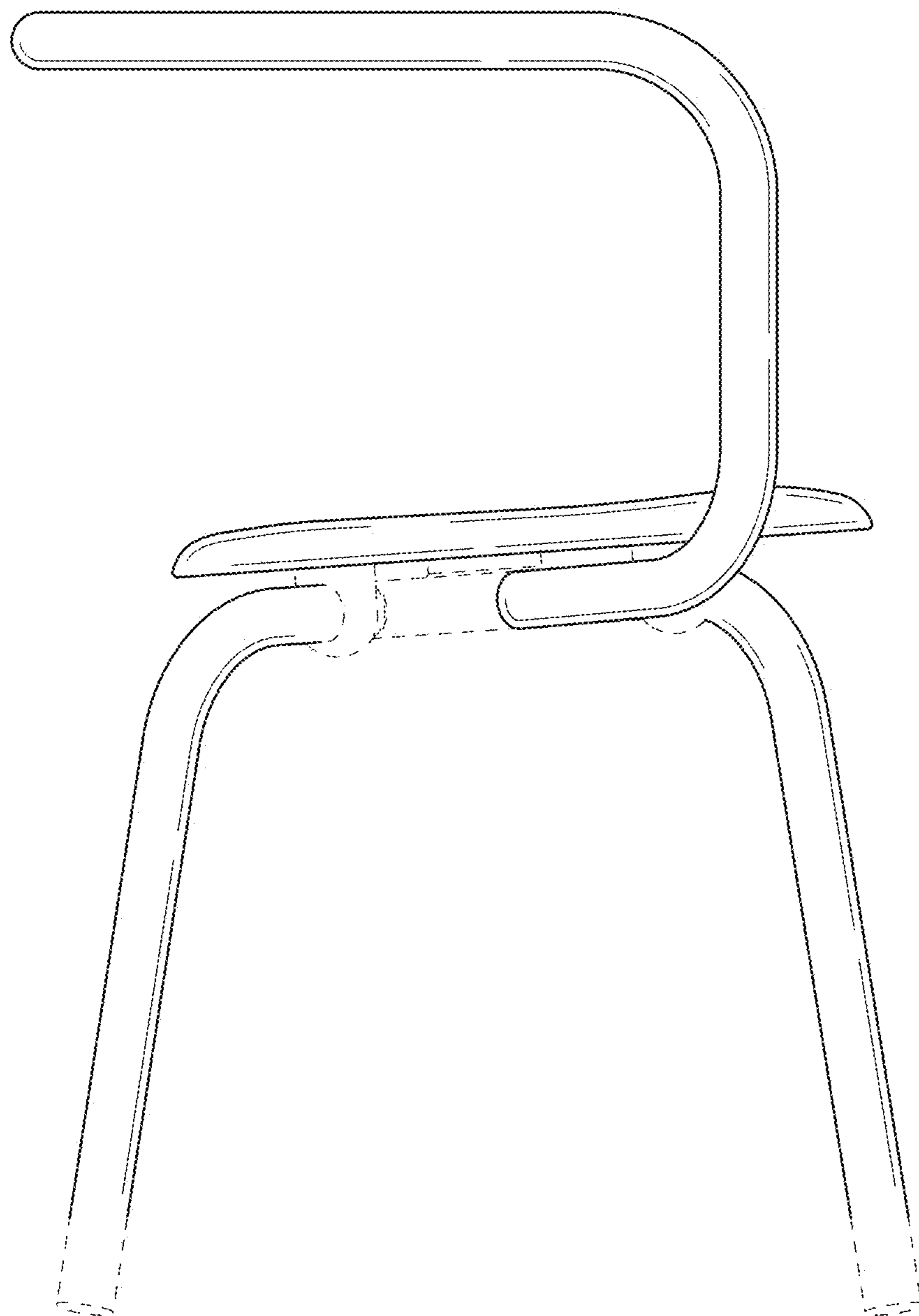


FIG. 4

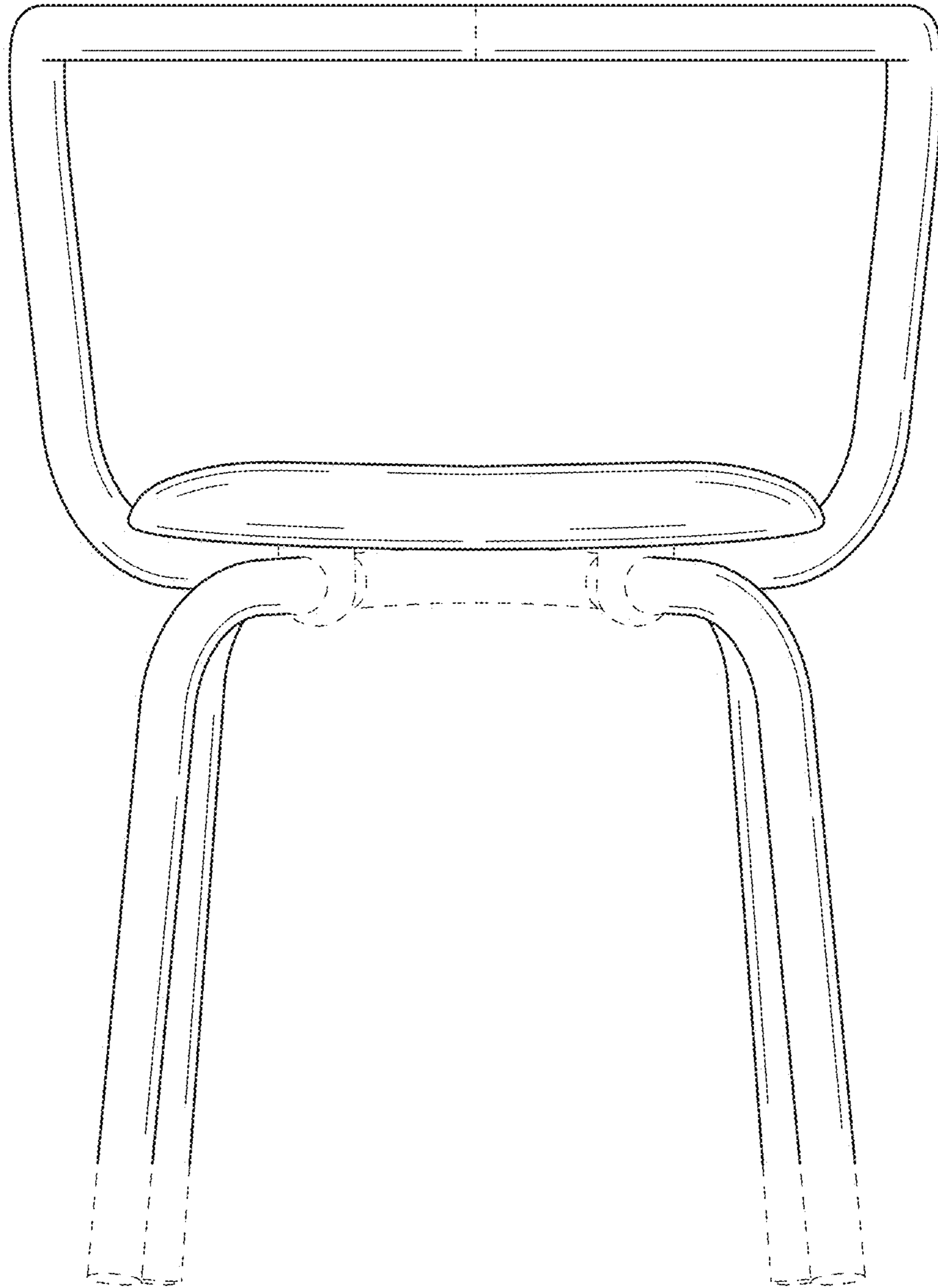


FIG. 5

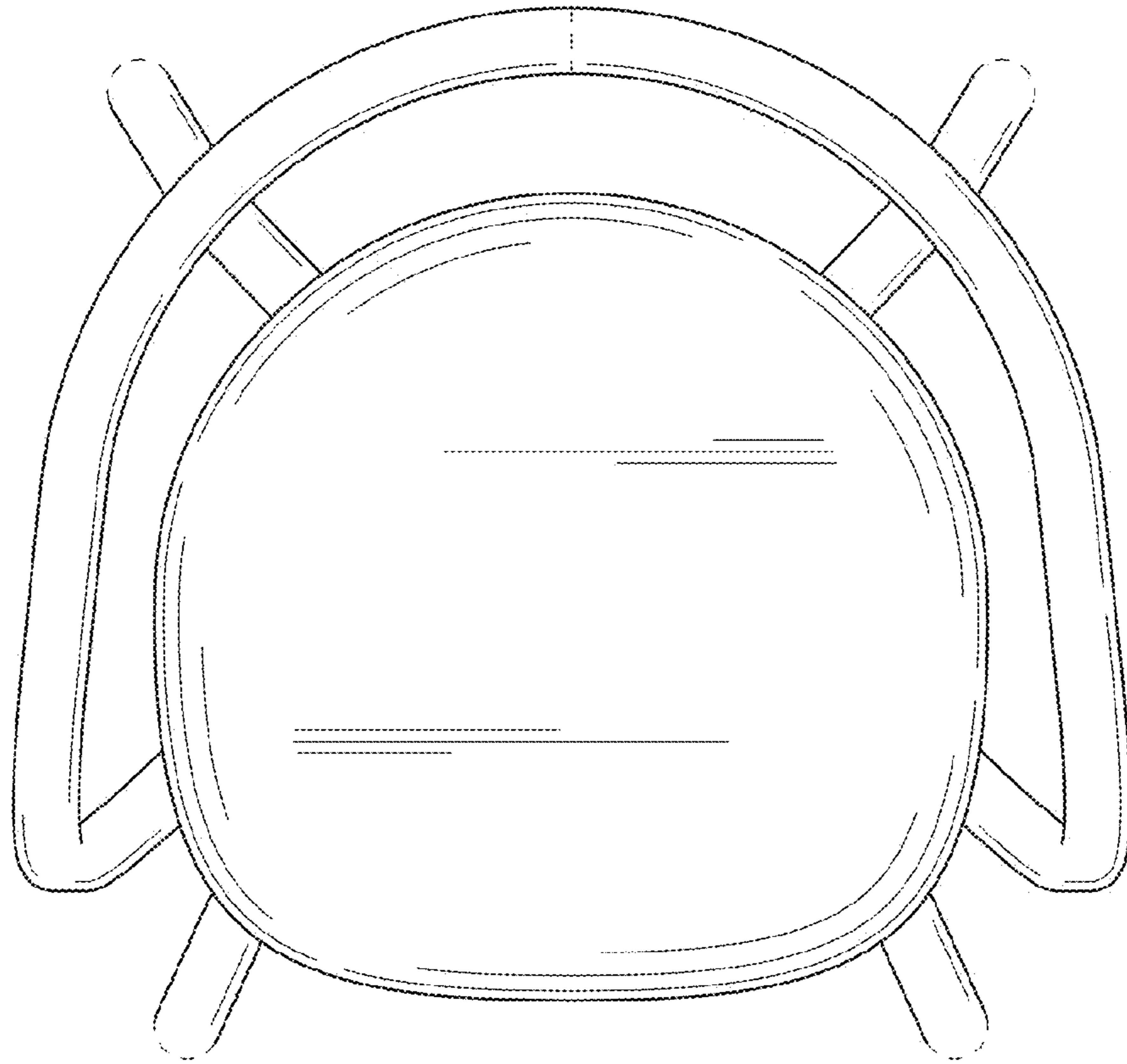


FIG. 6