



US00D686795S

(12) **United States Design Patent**  
**Matos**

(10) **Patent No.:** **US D686,795 S**

(45) **Date of Patent:** **\*\* Jul. 23, 2013**

(54) **ROSARY**

(71) Applicant: **Jose R. Matos**, Plano, TX (US)

(72) Inventor: **Jose R. Matos**, Plano, TX (US)

(\*\*) Term: **14 Years**

(21) Appl. No.: **29/432,534**

(22) Filed: **Sep. 17, 2012**

(51) **LOC (9) Cl.** ..... **11-01**

(52) **U.S. Cl.**  
USPC ..... **D99/26**

(58) **Field of Classification Search**  
USPC ..... D99/25, 26, 99; D11/40, 121, 131,  
D11/222; D19/62; 63/3.1, 23; 428/3, 542.2,  
428/542.4; 434/245, 246  
See application file for complete search history.

(56) **References Cited**

**U.S. PATENT DOCUMENTS**

D57,451 S *	3/1921	Turkeltaub	.....	D11/222
1,704,919 A *	3/1929	Murray	.....	63/3.2
D135,116 S *	2/1943	Broas	.....	D11/37
D171,562 S *	2/1954	Towle	.....	D11/2
D188,387 S *	7/1960	Hoban	.....	D99/26

2,972,819 A *	2/1961	Graham	.....	434/246
D459,856 S *	7/2002	Ghirelli	.....	D99/26
D507,689 S *	7/2005	Schmitt	.....	D99/26
D611,222 S *	3/2010	Laspina	.....	D99/26
D616,625 S *	5/2010	LaSpina	.....	D99/26
D659,592 S *	5/2012	Wang et al.	.....	D11/222

\* cited by examiner

*Primary Examiner* — Elizabeth J Oswecki

(74) *Attorney, Agent, or Firm* — Rick Matos; Innovar, L.L.C.

(57) **CLAIM**

The ornamental design for a rosary, as shown and described.

**DESCRIPTION**

FIG. 1 is a front elevation view of a rosary showing my new design.

FIG. 2 is a right side elevation view thereof.

FIG. 3 is a left side elevation view thereof.

FIG. 4 is a top plan view thereof.

FIG. 5 is a bottom plan view thereof; and,

FIG. 6 is another front elevation view of the rosary in a used condition with a handheld object.

The broken lines shown in the drawings represent portions of the rosary in FIG. 6 that form no part of the claimed design.

All surfaces not shown form no part of the claimed design.

**1 Claim, 1 Drawing Sheet**

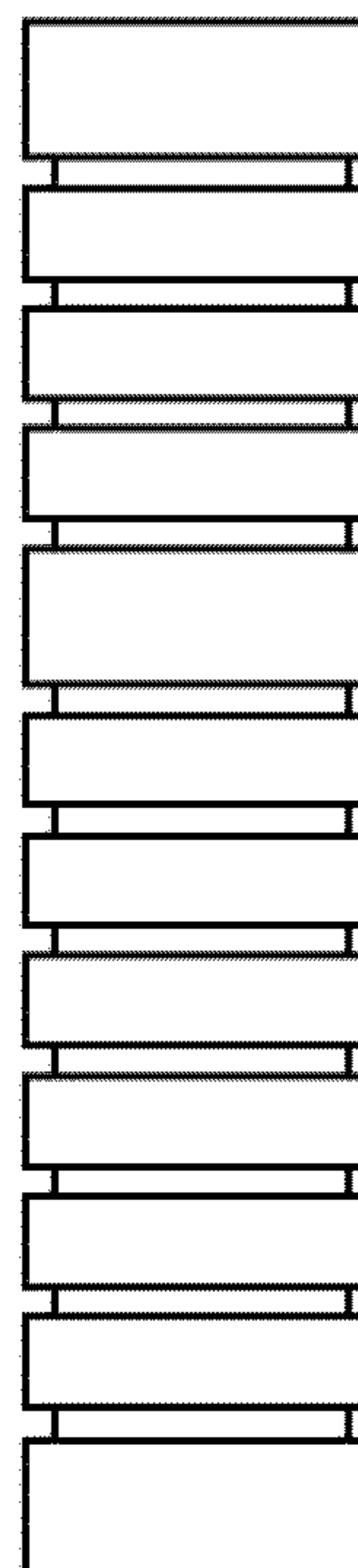
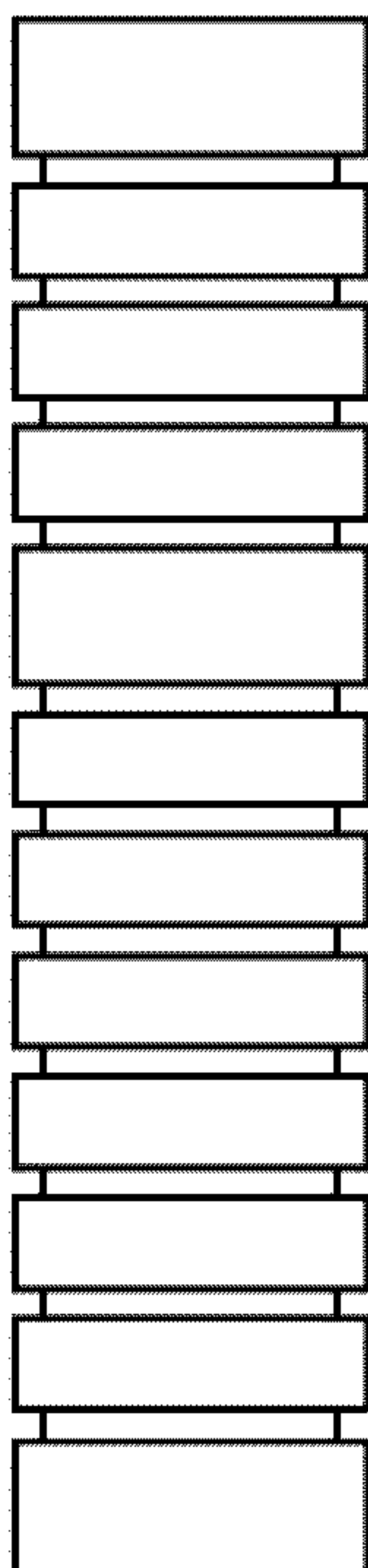


FIG. 1

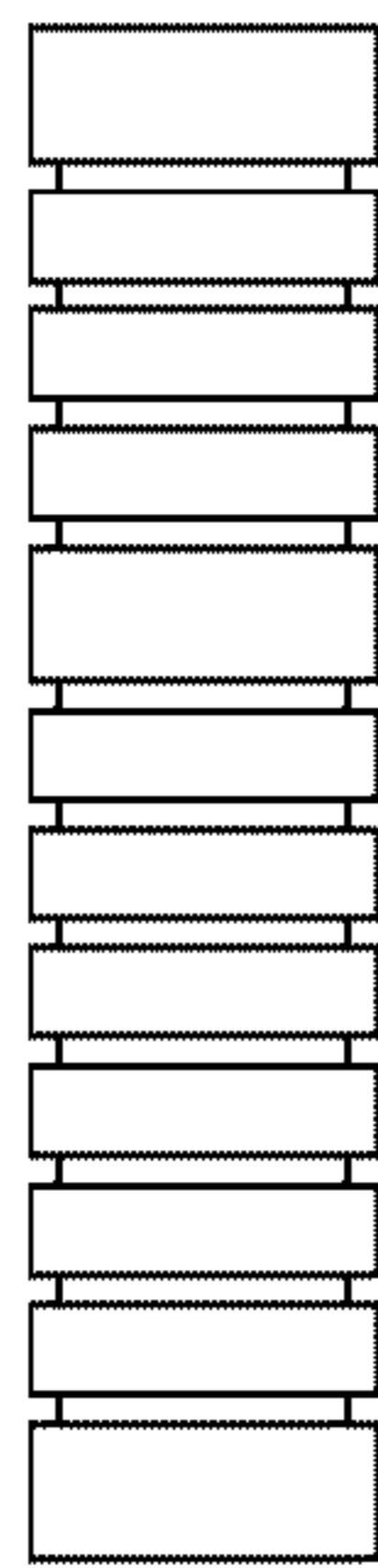


FIG. 2

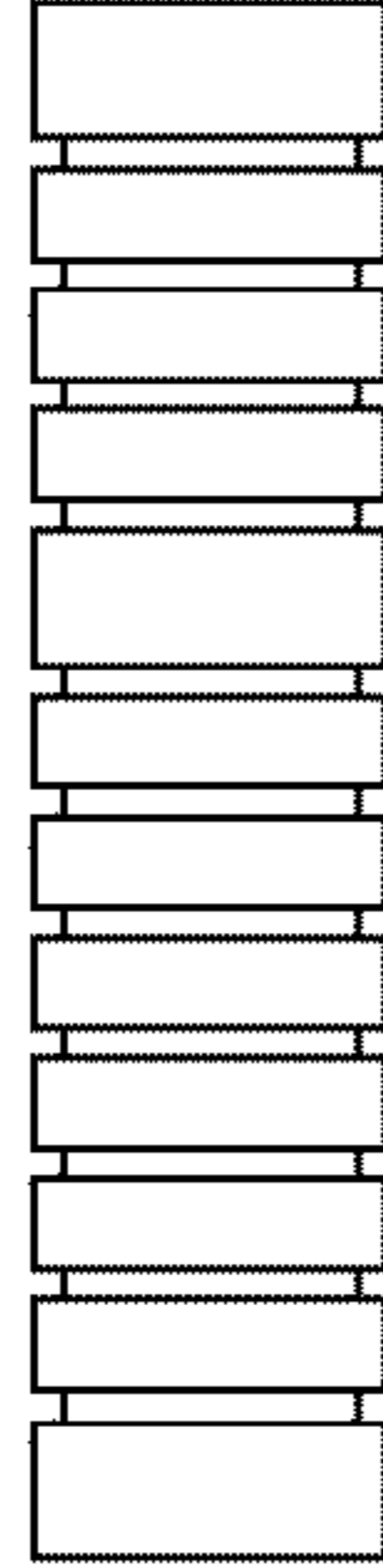


FIG. 3

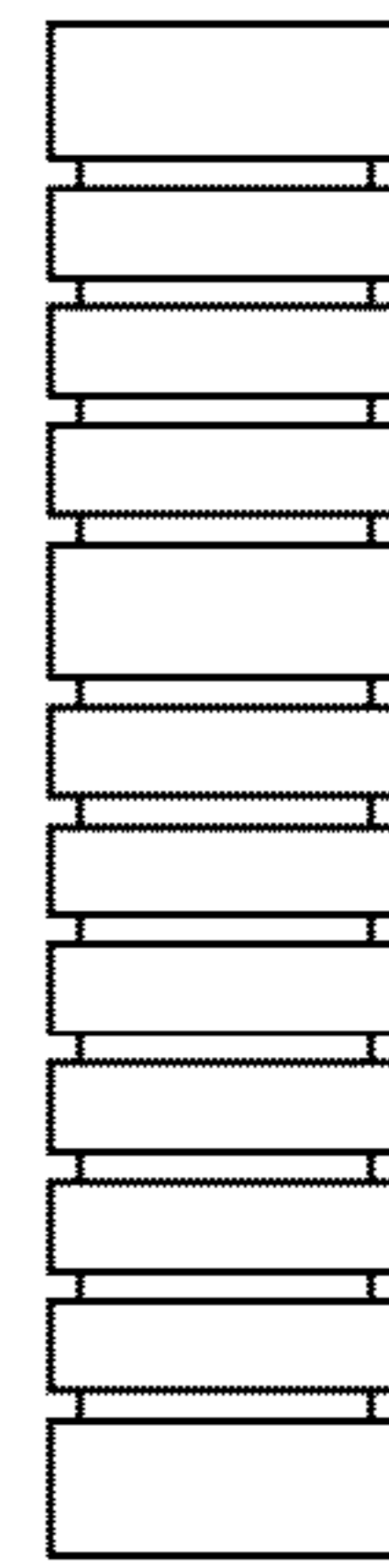


FIG. 4

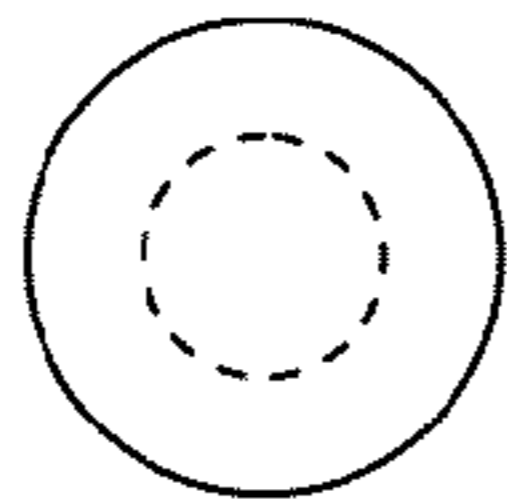


FIG. 5

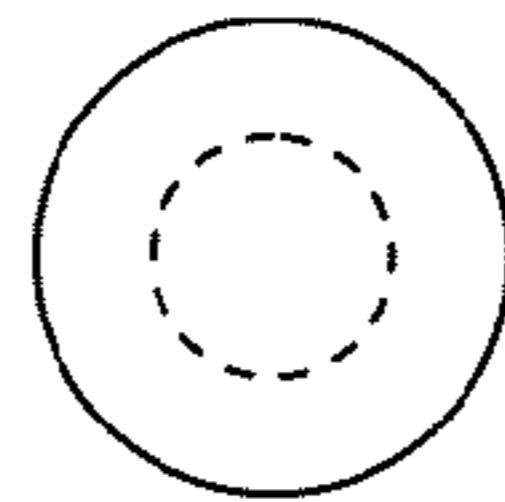


FIG. 6

