



US00D686793S

(12) **United States Design Patent**  
**Machács**

(10) **Patent No.:** **US D686,793 S**  
(45) **Date of Patent:** **\*\* Jul. 23, 2013**

(54) **AUXILIARY ATTACHMENT FOR A CLOTHESLINE**

(71) Applicant: **Márton Machács**, Budapest (HU)

(72) Inventor: **Márton Machács**, Budapest (HU)

(\*\*) Term: **14 Years**

(21) Appl. No.: **29/439,994**

(22) Filed: **Dec. 18, 2012**

(51) **LOC (9) Cl.** ..... **07-05**

(52) **U.S. Cl.**  
USPC ..... **D32/60**

(58) **Field of Classification Search**  
USPC .. D32/60, 35; D4/199; D6/328, 513; D8/356, D8/377, 382; 248/58; 403/209; 385/136, 385/137; 223/85, 88, 98; 606/151; 211/119.01, 211/119.1, 119.12, 119.13, 119, 18; 15/256.6; 254/389

See application file for complete search history.

(56) **References Cited**

U.S. PATENT DOCUMENTS

2,229,071	A *	1/1941	Godstrey	15/256.6
2,255,154	A *	9/1941	Esposito	15/256.6
D204,889	S *	5/1966	Gingher	D8/377
4,049,357	A *	9/1977	Hamisch, Jr.	403/209
4,845,877	A *	7/1989	Koetje	43/7
5,513,295	A *	4/1996	Go	385/137
D376,061	S *	12/1996	Aulenbach	D6/513
5,966,902	A *	10/1999	Korycki	53/397
6,758,351	B1 *	7/2004	Klingsdal	211/119.18
D505,020	S *	5/2005	Fischer	D6/328
D524,558	S *	7/2006	Fischer	D6/328
D568,723	S *	5/2008	Morgan	D8/356
D598,658	S *	8/2009	Peppard	D4/199
D648,499	S *	11/2011	Machacs	D32/60

D658,838	S *	5/2012	Machacs	D32/60
2002/0082619	A1 *	6/2002	Cabak et al.	606/151
2003/0136806	A1 *	7/2003	Mainetti	223/85

\* cited by examiner

*Primary Examiner* — Caron D Veynar

*Assistant Examiner* — Martie K Holtje

(74) *Attorney, Agent, or Firm* — Stein IP, LLC

(57) **CLAIM**

The ornamental design for an auxiliary attachment for a clothesline, as shown and described.

**DESCRIPTION**

FIG. 1 is a perspective view of a first embodiment of applicant's auxiliary attachment for a clothesline, such view showing the two semi-circular halves of the device, in assembled condition, for securement to a clothes-line;

FIG. 2 is a perspective view of the right side and front wall, of one semi-circular half of applicant's auxiliary device, shown in FIG. 1;

FIG. 3 is a perspective view of the interior and front and rear walls of the other semi-circular half of applicant's auxiliary device, shown in FIG. 1;

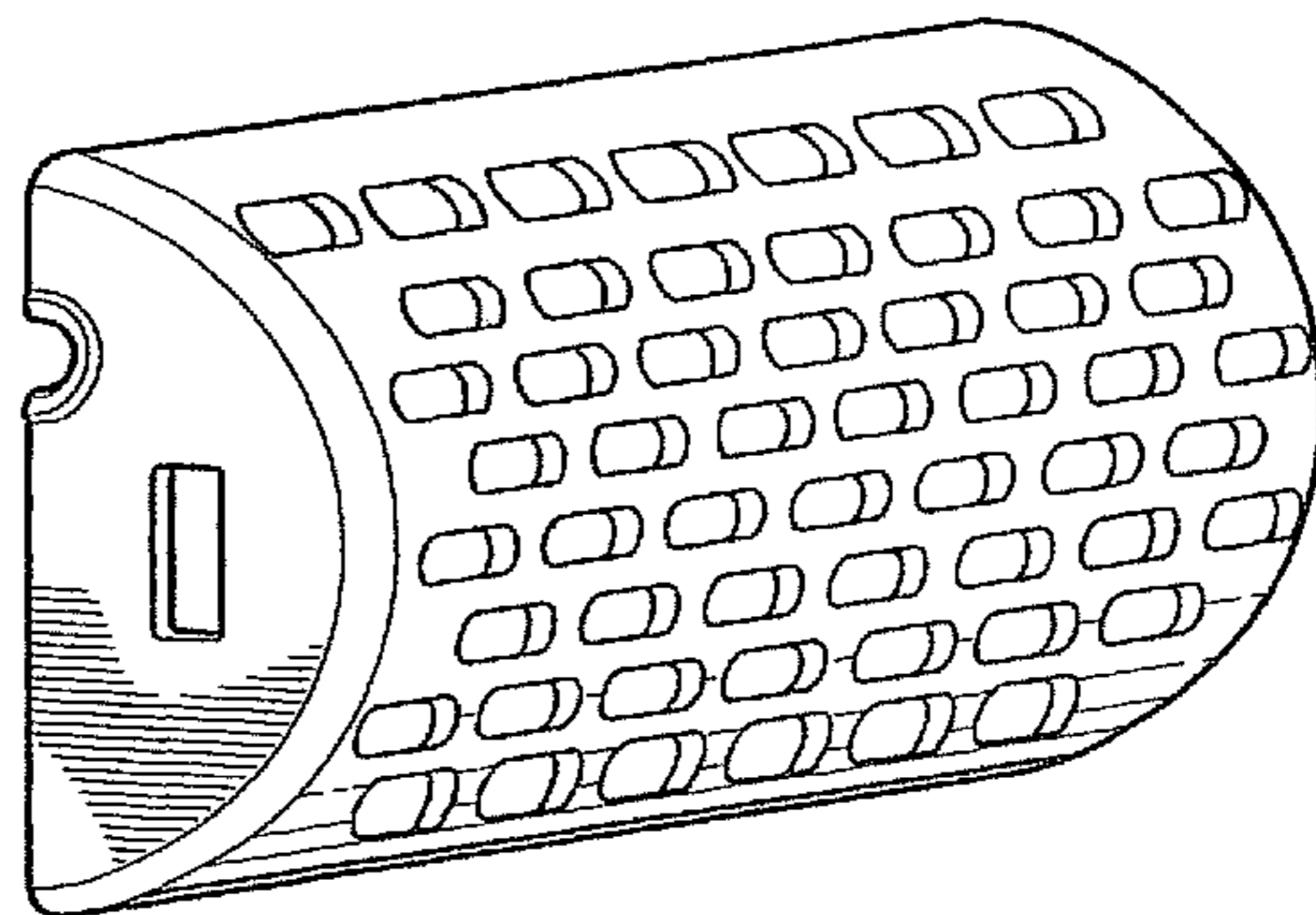
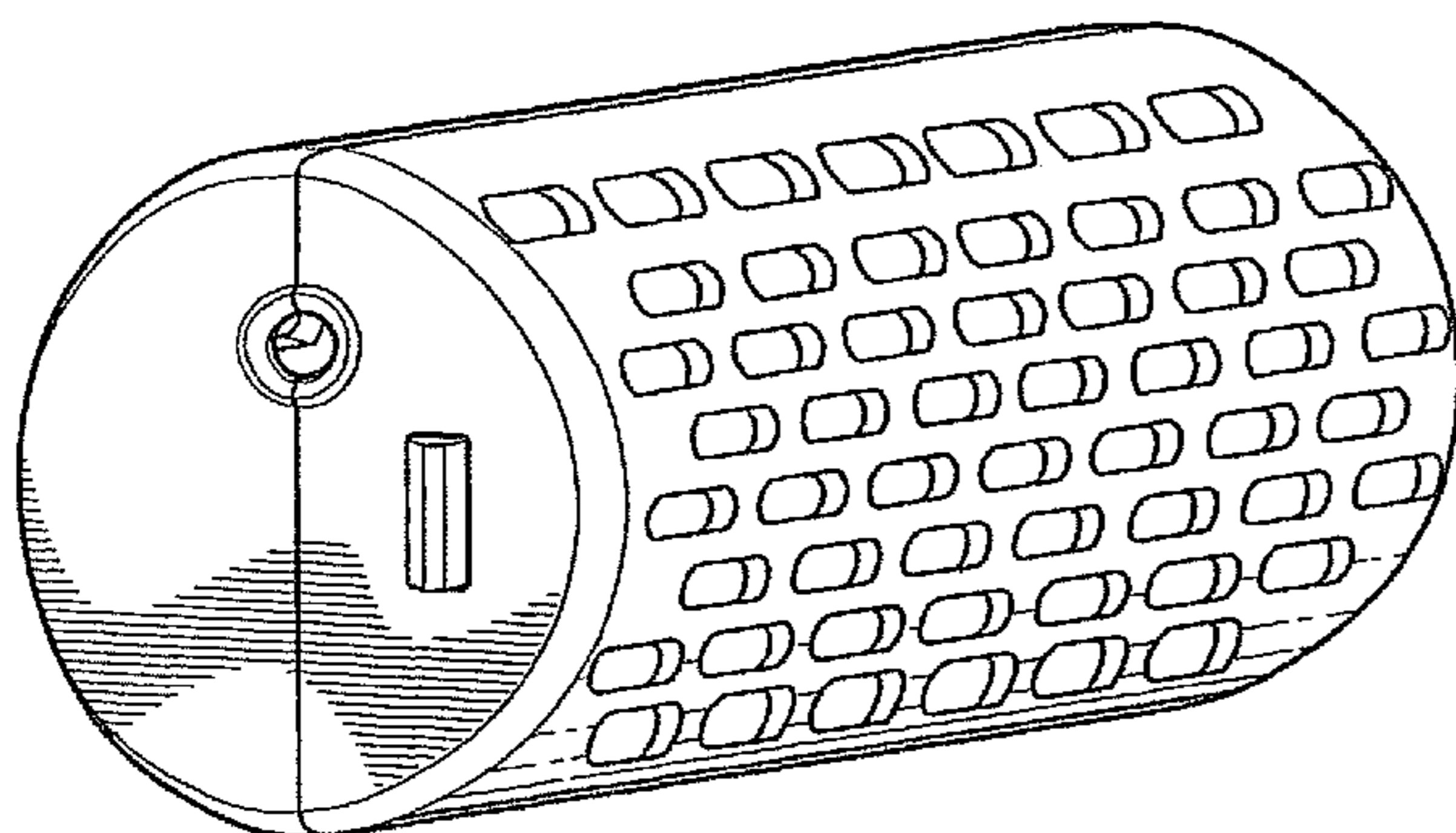
FIG. 4 is a second embodiment of applicant's auxiliary attachment for a clothesline, such view showing the device, in assembled condition, for securement to a clothes-line;

FIG. 5 is a perspective view of the right side and front wall of one semi-circular half of applicant's auxiliary device shown in FIG. 4; and,

FIG. 6 is a perspective view of the interior and front and rear walls of the other semi-circular half of applicant's auxiliary device shown in FIG. 4.

The broken lines illustrate environmental structure which forms no part of the claimed design.

**1 Claim, 3 Drawing Sheets**






FIG. 1

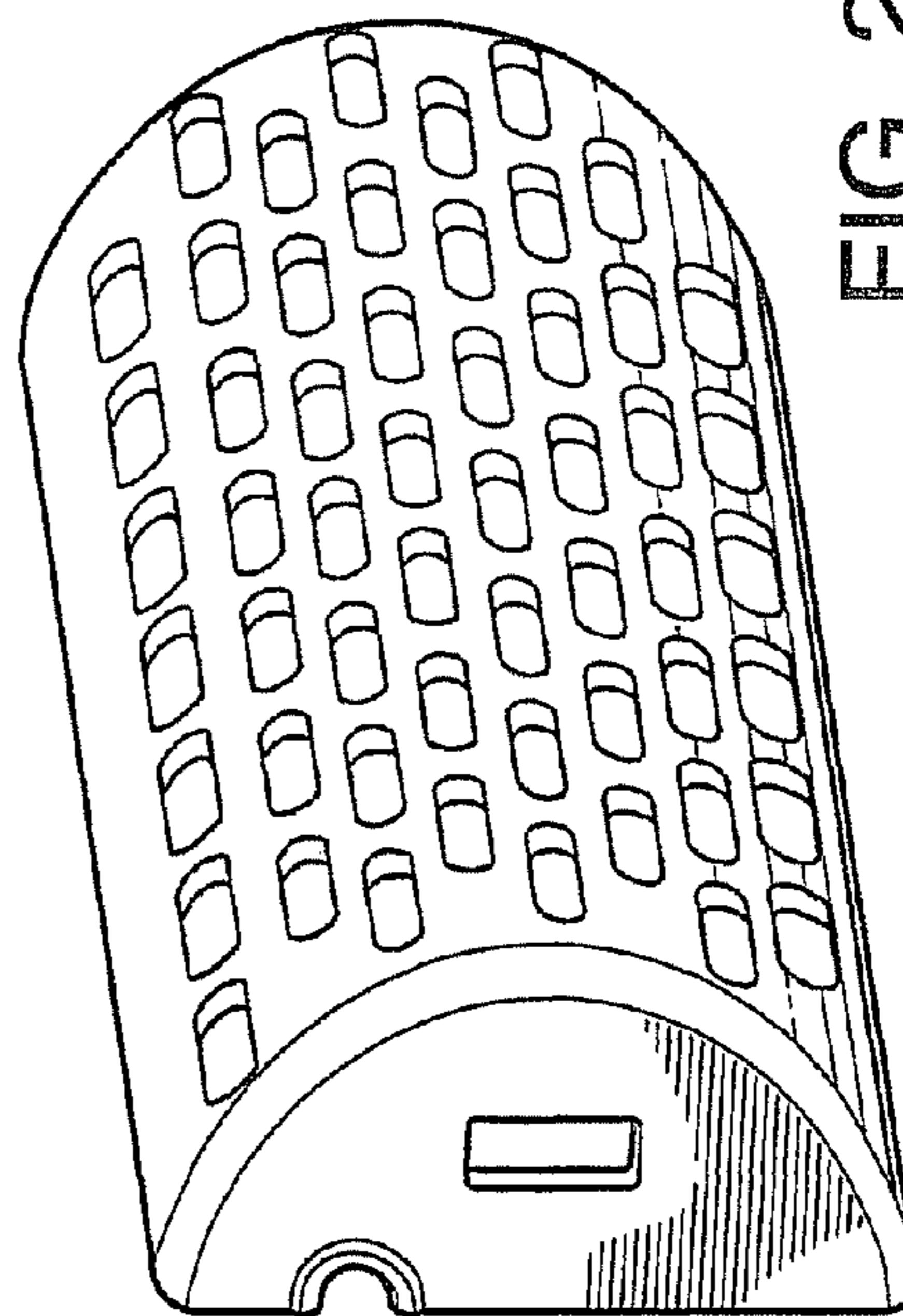


FIG. 2

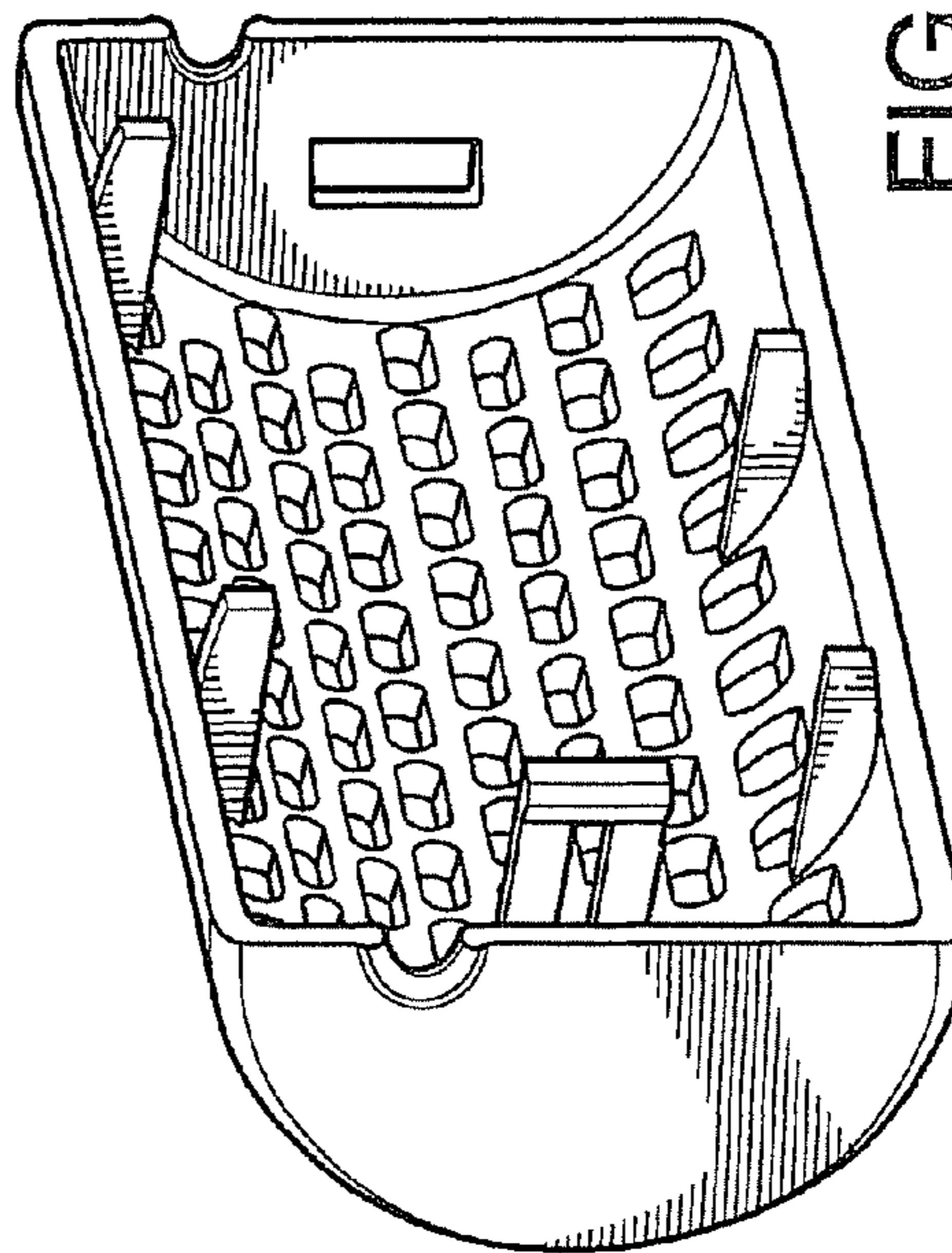


FIG. 3

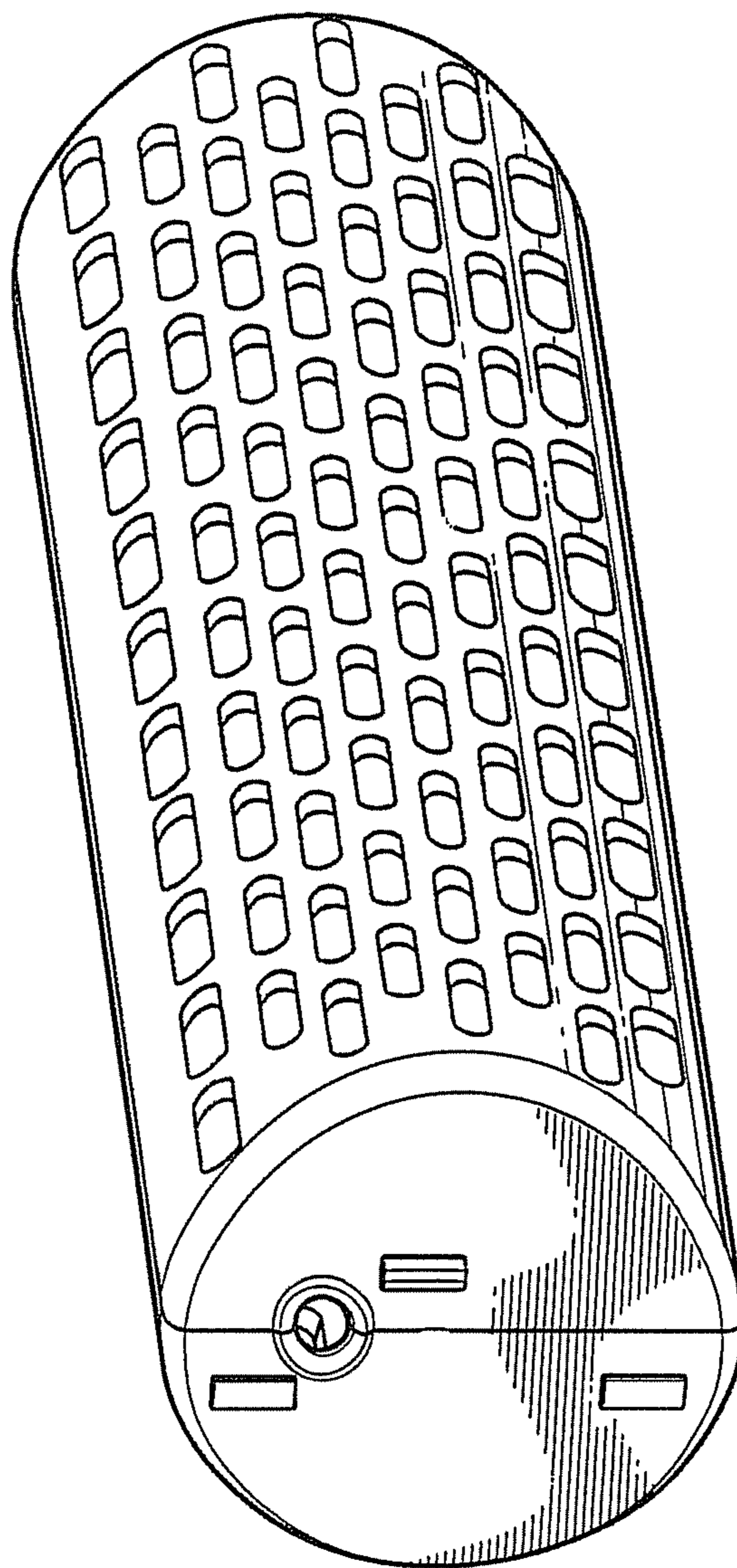


FIG. 4

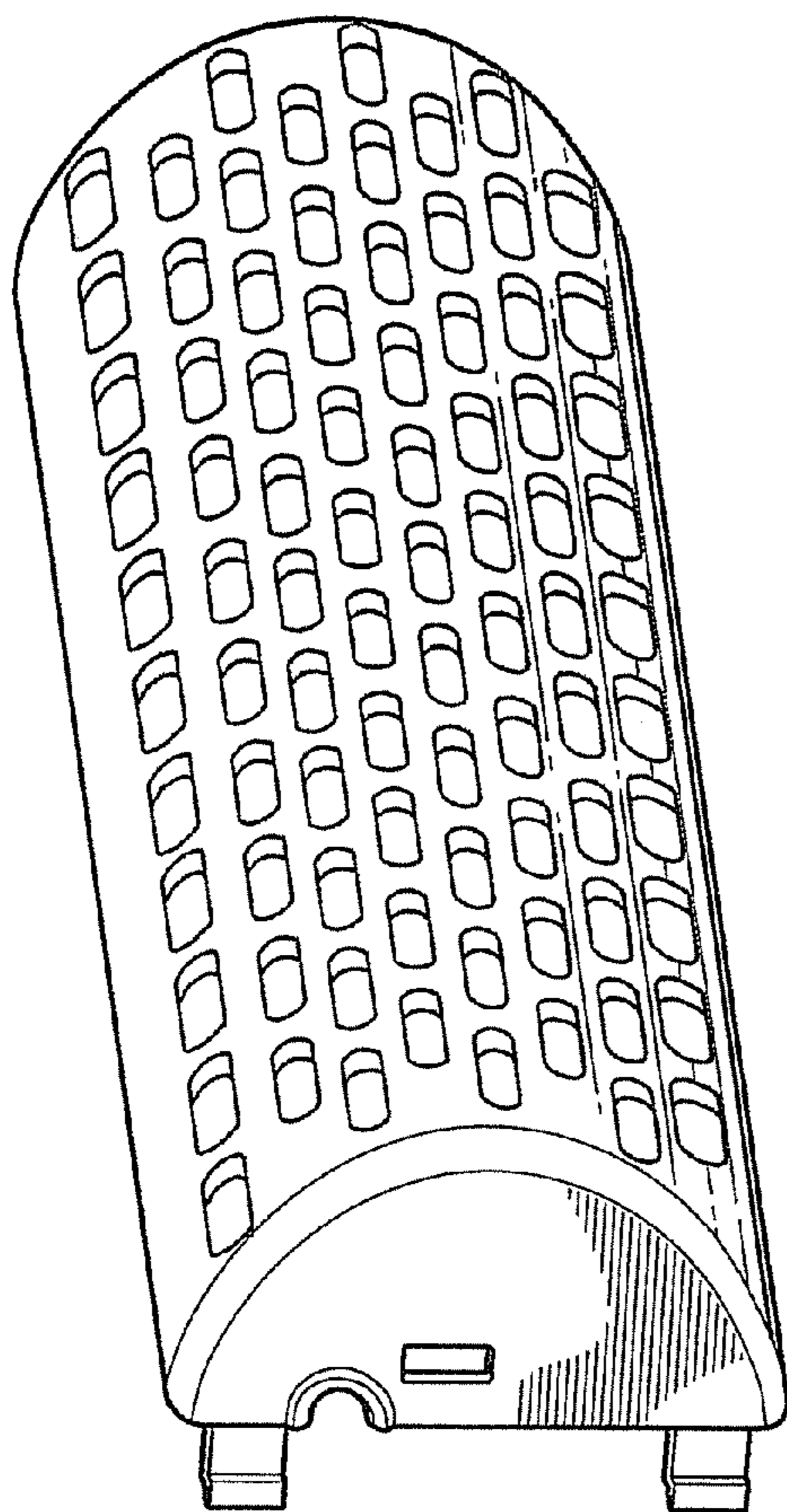


FIG. 5

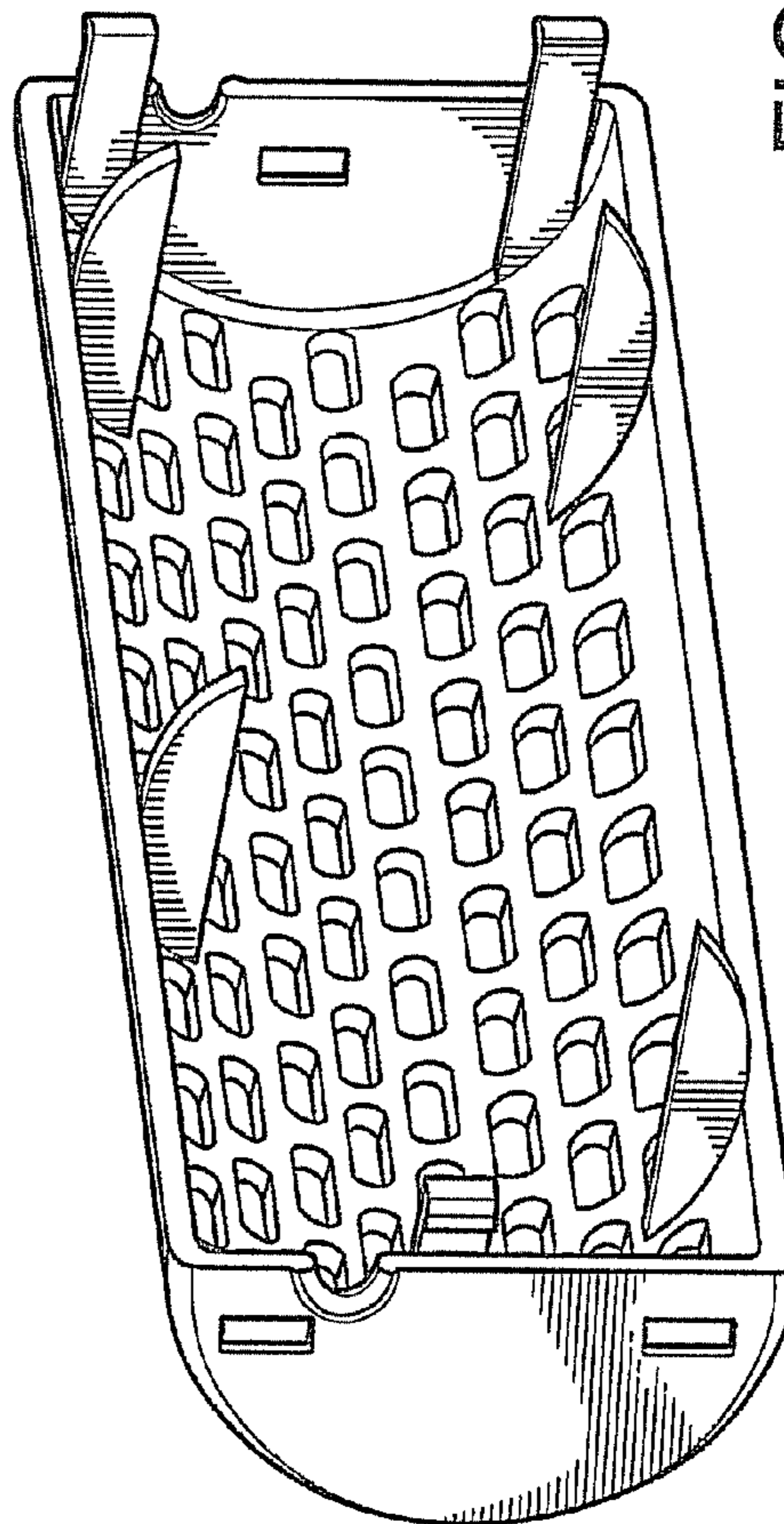


FIG. 6