



US00D686765S

(12) **United States Design Patent**
Hamilton et al.

(10) **Patent No.:** **US D686,765 S**
(45) **Date of Patent:** **** Jul. 23, 2013**

(54) **VEHICLE TAILLIGHT**

(75) Inventors: **Christopher Hamilton**, Bloomfield Hills, MI (US); **Bruce P. Williams**, Grosse Pointe Park, MI (US); **Theodore J. Mayer**, St Clair Shores, MI (US); **Moray Callum**, Ann Arbor, MI (US)

(73) Assignee: **Ford Motor Company**, Dearborn, MI (US)

(**) Term: **14 Years**

(21) Appl. No.: **29/408,575**

(22) Filed: **Dec. 14, 2011**

(51) **LOC (9) Cl.** **26-06**

(52) **U.S. Cl.**
USPC **D26/28**

(58) **Field of Classification Search**
USPC D26/28-36; 362/459-468, 475-478, 362/485-487

See application file for complete search history.

(56) **References Cited**

U.S. PATENT DOCUMENTS

D550,380 S * 9/2007 Lin D26/28
D552,769 S * 10/2007 Leclercq D26/28
D565,211 S * 3/2008 Haller et al. D26/28
D572,390 S 7/2008 Richards

D601,729 S 10/2009 Kuo
D602,616 S * 10/2009 Okamura et al. D26/28
D605,793 S * 12/2009 Weil D26/28
D621,533 S 8/2010 Kuo

OTHER PUBLICATIONS

Aston Martin Brochure.
Car Advice, Oct. 5, 2011, 2013 Ford Mondeo Mule Spy Photot.
Ford EVOS Concept Brochure.

* cited by examiner

Primary Examiner — Marcus Jackson

(74) *Attorney, Agent, or Firm* — Damian Porcari

(57) **CLAIM**

The ornamental design for a vehicle taillight, as shown and described.

DESCRIPTION

FIG. 1 is a left side elevational view of a left vehicle taillight (the right vehicle taillight being a mirror image and is not shown);

FIG. 2 is a right side elevational view of the vehicle taillight;

FIG. 3 is a front elevational view of the vehicle taillight;


FIG. 4 is a top plan view of the vehicle taillight;

FIG. 5 is a bottom plan view of the vehicle taillight;

FIG. 6 is a perspective view of the vehicle taillight; and,

FIG. 7 is another perspective view of the vehicle taillight.

1 Claim, 7 Drawing Sheets






Figure 1




Figure 2




Figure 3

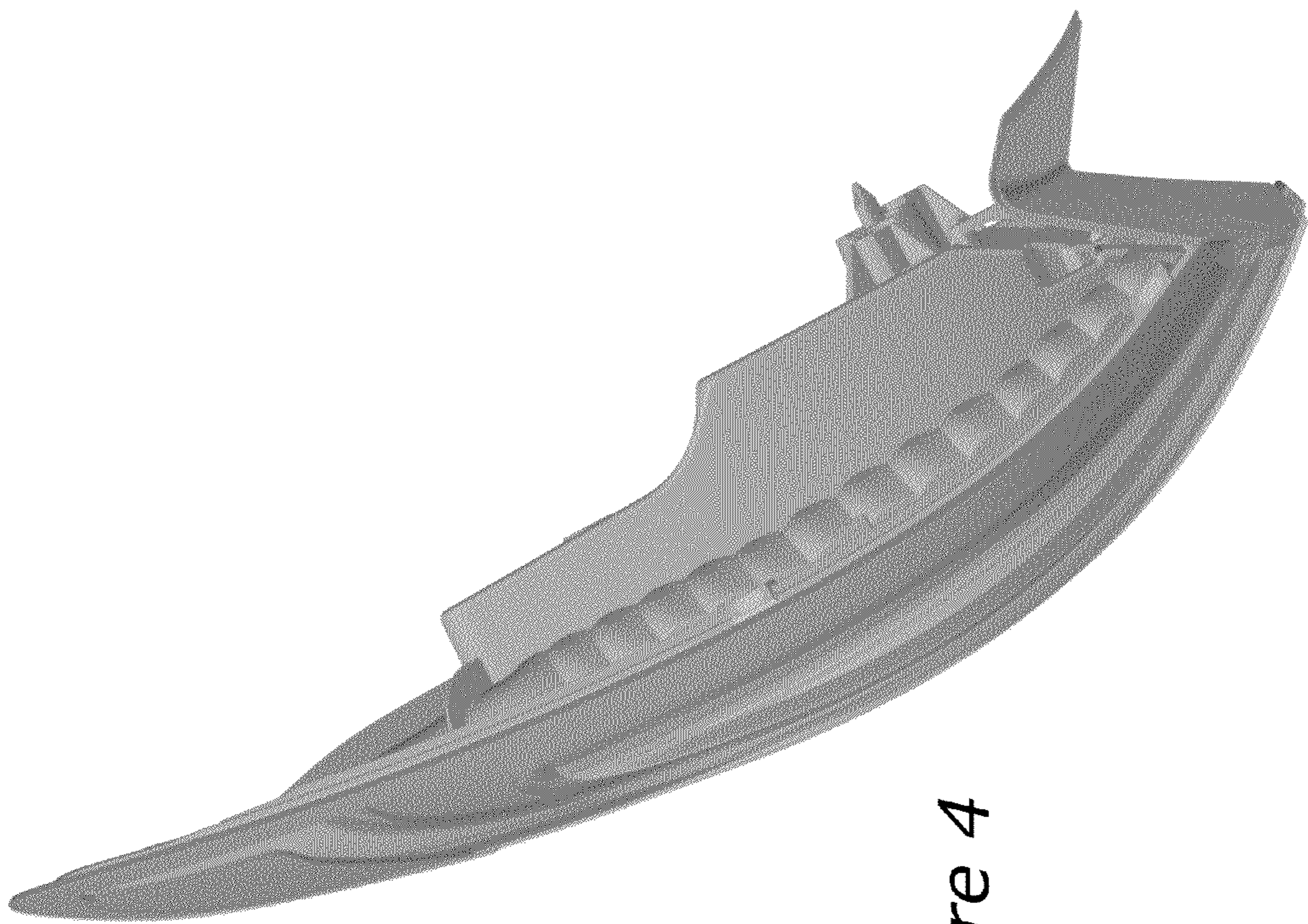


Figure 4

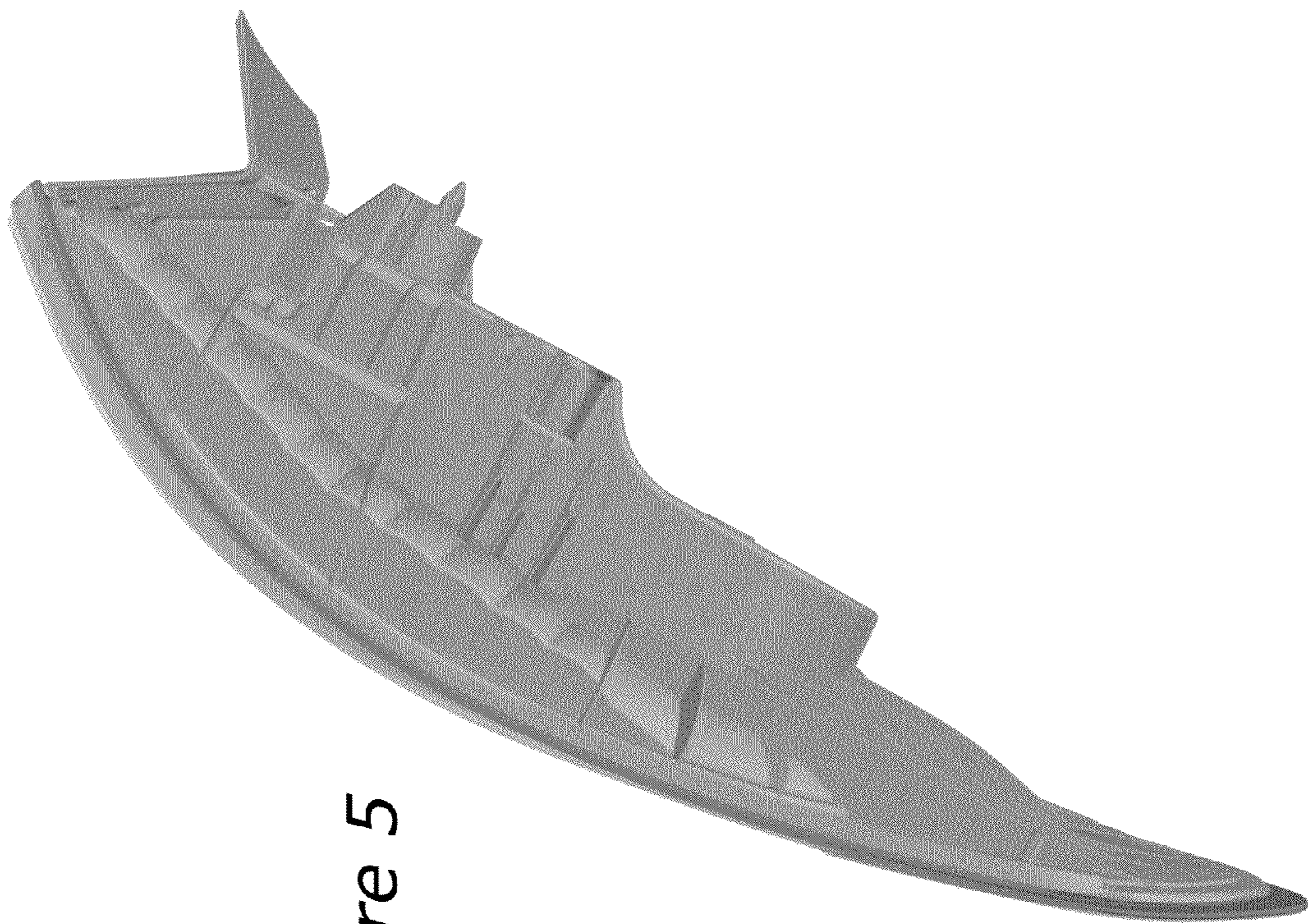


Figure 5




Figure 6

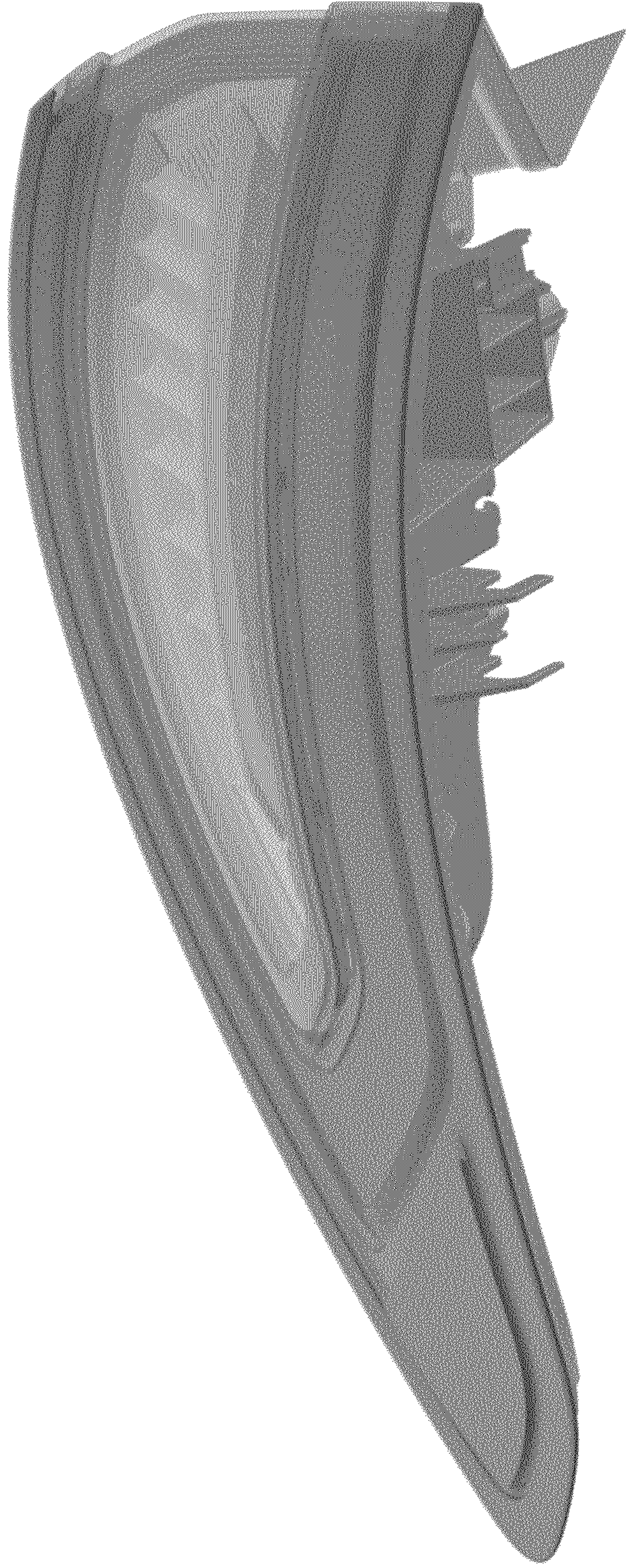


Figure 7